

YOUR ULTIMATE GUIDE TO CRUSH THE BIG DANCE



THE SPORTS BETTOR'S ULTIMATE **MARCH MADNESS** BETTING GUIDE


COMPLETE GAME CAPSULES
& **EXPERT PREDICTIONS**

FIRST ROUND SEED TRENDS:
The Complete Rundown

BEWARE OF TRAP LINES:
Secrets Behind the Numbers

OLD GUYS/YOUNG BUCKS:
Experience Matters

**IS BETTING MARCH MADNESS
FAVORITES PROFITABLE?**
A Closer Look



AND MUCH MORE - OVER 150 PAGES!


A Letter from our Lead Writer

Before anything else, thank you. Thank you for going to StatSalt.com and WinnersandWhiners.com to read our previews and giving us your confidence when it comes to making picks on every pro and college game. Thank you for expressing that confidence in purchasing this guide as part of your pick-making process, and it is our sincere hope it helps you cash in big. Our writers are equally excited in providing you the content, both with these statistics and game-by-game previews, to help you make those informed decisions and picks that will hopefully provide you excitement (and profit).

With this being our first guide, there will be things we will want to improve, so if you have ideas, share them with us on our twitter account (@WinnersWhiners) or me specifically (@AlTruda73). The most important thing you should know about our capsules is that we wanted to give a detailed snapshot to help you fill out your brackets to win your office pool or go to the window to make that Final Four pick or NCAA Tournament title winner. We pored through the NCAA record books to examine team's NCAA Tournament records, researched betting sites to find teams' records against the spreads dating back to 1998 and also their records as given seeds, a historical perspective that goes back 40 years.

Our feature stories on betting trends provide extra insight on why you should or shouldn't follow the crowd for specific teams, specific conferences, specific seeds, or even specific seed matchups. As the old adage goes, *"Those who do not study history are doomed to repeat it."*

We hope this guide provides you the added and needed information in helping you make your picks, and we really hope you, to paraphrase our video ace Scott Steehn, *"make that money."* So again, thank you for having confidence in us, and we look forward to rewarding you for it.



Chris Altruda
Lead Writer/Associate Editor

TABLE OF CONTENTS

Location Location Location: It Matters to Some.....	4
Beware Trap Lines.....	5
Injuries and Who Has Been Affected.....	6
Back or Face Entire Conferences?.....	7
First Four Favorite to Make a Deep Run.....	8
Old Guys, Young Bucks: Experience Matters.....	9
The Magic Seed to Win It All.....	10
Appealing 11s: Who Makes the Deep Run.....	11
Don't Bet All the Number 1 Seeds to Make the Final 4.....	12
First Round Seed Trends: The Complete Rundown.....	13
The Most Likely Cinderellas.....	14
You're Hot And You're Cold.....	15
Team Capsules (in alphabetical order).....	17-152
First Round Betting Predictions: March 21.....	153-155
First Round Betting Predictions: March 22.....	156-157
Expert Brackets from Our Staff.....	158-163

CONTRIBUTORS

PUBLISHER

Keith Stewart

GRAPHICS/LAYOUT/PRODUCTION

Jeff Ritzmann

EDITOR-IN-CHIEF

Ben Hayes

ASSISTANT EDITORS

Seth Allen

David Hess

Dakota Ritzmann

LEAD WRITER/ASSOCIATE EDITOR

Chris Altruda

CONTRIBUTING WRITERS

Scott Reichel

Greg Patuto

Mat Daly

Ricky Dimon

Chris Kubala

Bosun Akinpelu

Nick Raffoul

David Hess

Chris Altruda

Adam Rauzino

PRODUCED BY

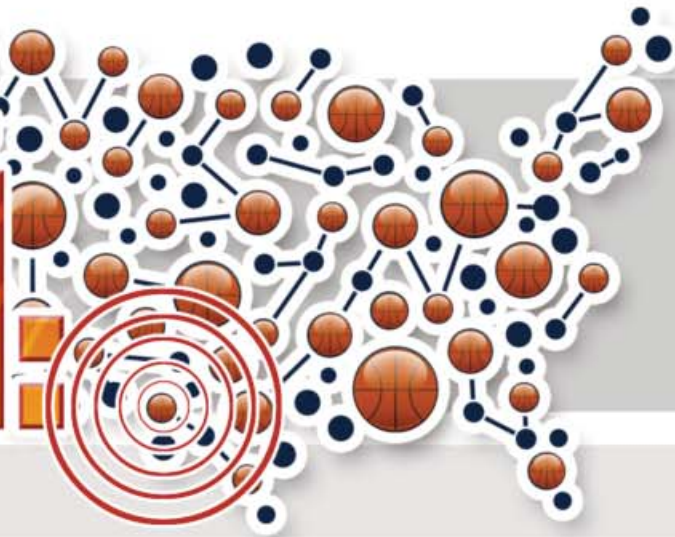
winnersandwhiners.com

statsalt.com



LOCATION, LOCATION, LOCATION!

It Absolutely Matters to Some.



While mainstream media sources mostly talk about team personnel, they tend to leave out one important factor when it comes to determining the outcome of any given NCAA tournament game: Its location.

Since the players on the court are either teenagers or in their early 20s, they tend to prefer being in familiar surroundings. Specifically, it helps account for the fact that the majority of college basketball teams are significantly better at home than on the road. This is due in large part to the comfort level associated with remaining on campus as well as being cheered on by the fans in their home arena.

Although their routines will change regardless due to travel to the first and second-round sites, it can be less overwhelming for the players if their fans can follow them in the NCAA Tournament. The fan bases of Duke and Kentucky – the latter otherwise known as Big Blue Nation – travel well throughout the entire country, but other schools are not granted such a luxury.

Therefore, when a mid-major team qualifies for the field of 68 with an automatic bid, its fanbase is significantly smaller – there will most likely be fewer fans in attendance. For example, if Murray State wins the Ohio Valley Conference tournament and is assigned to Salt Lake City in Utah, odds suggest most of the team's small fanbase is unlikely to make such a journey. Thus, the team would essentially be playing a road game on the West Coast which could negatively affect the team's performance.

On the other hand, although these games are technically on "neutral sites," some teams have easier travel than others in the early rounds which means that a given team's fans should fill up the stadium more easily. For example, if a team like Harvard wins the Ivy League's automatic bid and gets to make a bus trip or short plane ride to Hartford in Connecticut, the Crimson are more likely to have their student body cheering them on.

This "makeshift home game" can definitely influence the energy level of one team over another, whether it involves pulling off the upset or simply covering the spread.

Although this factor will not always pay dividends, it is definitely something worth keeping in mind when you are handicapping games and planning out your entire bracket. It is paying attention to the details that could provide a slight edge against the oddsmakers and your competition in various bracket pools.

My advice for analyzing this factor is to put yourself in the shoes of a serious fan. If you were a fan of Belmont in the example provided earlier, would you pay several hundreds of dollars for plane tickets, a hotel room, and a ticket to the game? Probably not. You would probably just watch the game from start to finish on your television from the comfort of your own home or you would just go to a local bar or on campus to watch the game with other Belmont fans. Just remember that while some fans are so committed they would pay for what could be a once-in-a-lifetime trip, most fans will not. 🏀



If something is too good to be true, it usually is.

Although this sounds cliché, it is definitely true both in life and sports betting. The “Sharp versus Square” divide is definitely real, and linemakers will create lines to entice square bettors into making bets that “cannot lose.”

This type of logic occurs daily in betting outlets, where new bettors will look at a board for a couple of minutes and bet on a team without doing proper research. It is mostly due to ignorance and a lack of experience as they believe making money in sports betting is relatively easy. More experienced bettors know this is false, which is why these questionable lines can provide serious value for knowledgeable bettors.

These type of questionable lines are common on busy college basketball weekends as well as the first two rounds of the NCAA Tournament, when 48 of the tournament’s 67 games take place.

As a general rule of thumb, when in doubt, fade the public.

For college basketball, this usually refers to matchups where a ranked team is a slight favorite or even an underdog against an unranked team. In this situation, the casual bettor who merely offers a quick glance at the board will see the higher-seeded team and immediately assume it will dismantle the opposition because of its ranking. Sometimes that is the actual result, with the bettor winning despite not researching injuries and team trends.

In the NCAA Tournament, every game is at a neutral site – therefore, home records are not as highly valued when analyzing matchups. That is why the actual lines set up by

the sportsbooks can be great indicators for predicting various March Madness matchups. For example, if you see a No. 6 seed favored by only one point over a No. 11 seed on Thursday or Friday in the first round, that is not a mistake.

The sportsbooks are not offering you the deal of a lifetime without accounting for a variable you are missing. While you might be able to tell this line does not make any sense at first glance, square bettors will still put down money on the higher seed because of perceived value with no questions asked. The sportsbooks obviously know this and are essentially daring you to take the “better team” – which the squares will most likely do. Don’t fall for the trap and take the No. 11 seed in this circumstance.

The same idea can be applied to huge public favorites in any of these tournament games. If you see a high-profile team like Kansas matched up with a supposedly inferior foe, take into account the amount of money being wagered on both teams. In this specific hypothetical situation, the overwhelming majority of bets will be on Kansas because of the program’s prestige.

However, the majority of bets on any game are generally made by squares. That is why the amount of money bet on both teams is extremely important because it can help determine which team the sharps support. If 90% of the bets on a game come in on Kansas -7 but only 52% of the money is on Kansas, then you know the sharps are on the underdog and getting those seven points because of the amount of money wagered. In this type of circumstance, one should lean to backing the sharps due to their advanced experience over recreational bettors. 🙄

INJURIES

WHO HAS BEEN AFFECTED AND HOW TO FIND VALUE AMONG THEM



While statistics can tell you much about a given team, they do not tell you everything that you need to know – hence the phrase “lies, damned lies, and statistics.” Specifically, this applies to injuries a team has endured over the course of the season.

Some teams like Kansas may have underachieved due to injuries to key players – case in point the season-ending injury to center Udoka Azubuike – which may have completely derailed preseason expectations.

The same can be said about teams which have dealt with mid-season injuries to key contributors. This situation can actually generate more value than the preseason injury scenario because some of the team’s stats could be heavily inflated. The best example in this instance is Virginia Tech. At first glance, the Hokies – who have been in the AP Top 25 nearly the entire season – are likely not going to fall below a No. 6 on the seed line.

However, the team’s ranking will not tell you Buzz Williams’ club suffered a serious injury to a veteran leader during the season which has drastically affected its trajectory and potential. Senior guard Justin Robinson was averaging 14.4 points and 5.5 assists before he suffered a season-ending injury against Miami back on Jan. 30.

Virginia Tech is still ranked, still in the top four of the ACC, currently 22-6 and 5-3 without Robinson – all num-

bers which would suggest this team might be overvalued going into the NCAA tournament and a potential early round upset victim. However, in some rare cases, the opposite scenario occurs and a given team can be undervalued due to a star player’s return following an extended absence.

Every year, there is at least one team nationally ranked at some point before a prolonged rough patch that contributed to a lower seed. While most casual bettors will just assume that team peaked too early and was simply overrated, digging into game logs can help devoted bettors find undervalued teams recently back to 100 percent.

For example, Kentucky’s forward Reid Travis is averaging 11.3 points and 6.9 rebounds while shooting 51.6 percent. He is a solid player and more important beyond his numbers as one of the few upperclassmen on Kentucky’s freshman-heavy roster and is currently sidelined with a knee injury. The Wildcats lost at Tennessee without Travis and are in danger of being knocked off the No. 1 seed line, and if they fail to win the SEC tournament in Nashville with or without him, it is possible they could be undervalued because their overall record and seeding would not indicate just how good they are when everyone is available.

In addition, his return could also provide some needed momentum prior to the tournament as his teammates will be more optimistic about making a Final Four run. 🍀

BACK OR FADE

ENTIRE CONFERENCES?

HERE'S THE CASE



While every March Madness prediction given by people will focus more on fading individual teams while picking relative chalk, do not be afraid to think outside the box a bit. This can be done by examining a team's strength of schedule instead of just looking at that team's respective seed. Examining a team's schedule can help determine if a team is properly seeded or if it is potentially overrated/underrated. While the out-of-conference schedule is up to the individual school, the bulk of any team's schedule is non-negotiable because it is based on the conference that the team plays in. Therefore, a given team could hypothetically have a fantastic overall record which earned it a very good seed even though the team has little to no competition in its conference. For example, a team like Duke or North Carolina tends to finish the season in the top-ten rankings in the last AP Poll because they are dominant teams in their league and out of conference.

Florida State, that already has five losses in conference play suddenly looks a lot better because it plays in the Atlantic Coast Conference—which is arguably the best conference in the country. If Florida State was hypothetically placed in the WCC, one could argue that the team's record would look similar to Gonzaga's.

This type of conference analysis is extremely important

when it comes to extracting value from March Madness because a team's record is due to the strength of its opponents. Last season, for example, Kansas State was just 10-8 in conference play but ended up reaching the Elite Eight because the Big 12 is one of the hardest conferences in all of college basketball.

Teams that have been forced to play against quality teams all season long in conference play are better prepared for the NCAA tournament because they have more experience playing against other extremely solid teams which could lead to some value come tournament time. However, the opposite is also true as a team in an overrated conference will have an overrated résumé because the teams that it beat in conference play are not as good as the general public thinks they are. For example, last season, eight teams from the SEC got into the NCAA tournament and some of those teams were projected to make some noise because of the conference's prestige. However, none of those eight teams even made it past the Sweet 16. If one was able to realize that the SEC was an overrated conference, then that person was able to realize that each of the teams within it were overvalued and destined to underachieve. Although this idea is risky, it can provide a lot of value because these teams will be favored by a lot more than they realistically should be. 🤔

FIRST FOUR FAVORITE



TO MAKE A DEEP RUN

In any tournament, momentum can make or break a team's season. This is especially true in a single-elimination tournament -- one bad performance is all it takes to officially end a squad's Final Four hopes.

Due to the varying conference tournament schedules, the majority of the field has a relatively long layoff between its last conference tournament contest and its first-round NCAA Tournament game. However, this does not apply to all teams which could provide some value for those teams.

I am specifically referring to the First Four teams which will play in Dayton for the right to be included in the field of 64 proper. Those games are played Tuesday and Wednesday ahead of the full first-round slate on Thursday and Friday. While some people preach rest as one of the most important factors for a team to achieve long-term success, it can also be a negative as a team can lose some of its momentum that it gained at the end of the regular season or in a conference-tournament winning run.

A team that wins 10 of its last 12 games now has sometimes as much as a week off before its first-round game -- an eternity for young players -- which could potentially reduce the momentum that the team was enjoying several days before. After all, there is only so much practice that can sharpen a team ahead of traveling to its NCAA Tournament-assigned venue.

This is where the the teams which get shipped to Dayton have a distinct advantage since they have

already played a neutral site game just to be among the final 64. Last year, 11th-seeded Syracuse promptly came from Dayton and won another three games before finishing one win shy of the Final Four. In 2011, VCU used the First Four as a springboard to the Final Four and also instantly validated the NCAA's decision to expand the field.

Since these teams played an extra game before facing off against a better seed in the next round, it can provide an added rhythm of playing on alternate days similar to the rhythm from conference tournament week which can prevent that team from coming out ice cold. This, in turn, can provide value because that team is more likely to come out focused and sharp because of the shorter layoff.

It is worth mentioning this type of advantage is usually is only good for the first weekend, since everyone is off after Sunday until either Thursday or Friday for the regionals. However, it still provides a lot of value for bettors who are willing to ride the proverbial "hot hand" when it comes to looking for a potential double-digit seed to make the Sweet 16. In addition to scoring some extra points in bracket competitions, there could be extra value on props with these First Four teams who must win three games in order to make it into the Sweet 16.

While a First Four team is not guaranteed to make a run by any means, it still provides a distinct advantage worth a flier with the hopes of potentially tripling your money due to the unique value it presents. 🍀



While squares will only look at seeds and high-profile team names, many mid-major schools have a ton of experience – a vital counterweight in this "one and done" era.

Although teams like Duke and Michigan State overcome this obstacle due to sheer talent, other programs with extremely young starters might find the pressure too much to handle. For example, if you see an overachieving top-four seed with multiple freshmen in its rotation against a No. 13 seed which relies heavily on upperclassmen, the latter group might provide some value because the moment will not be too overwhelming.

These teams loaded with juniors and seniors have played in hostile environments and often have extensive experience in single-elimination games as well as playing neutral-site contests in both in-season and conference tournaments. One needs only to look at last year's stunning run to the Final Four by 11th-seeded Loyola, which featured three seniors and two juniors among its top six scorers.

Every year, there are teams which come out absolutely flat in the first half due to nerves in these high-pressure situations. Those teams are guilty of rushing poor shots and/or turning the ball over too frequently. Though talent usually wins out once the better team finds its bearings, the first half can also provide serious value for these double-digit seeds because they will be more likely to handle the moment better early.

However, the same can be said about the elite teams in the NCAA Tournament. Many of the best players in college basketball this year are predominantly freshmen,

but there are plenty of stars in their sophomore years and beyond who can lead their teams to deep runs in the tournament.

For example, last season, Michigan State was a No. 3 seed and expected to make a Final Four run behind star freshmen Miles Bridges and Jaren Jackson. However, both of them went ice cold against Syracuse in the second round.

Compare that team's roster to Villanova's. Both teams played at a high level all season, but the Wildcats' best players were juniors Jalen Brunson and Mikal Bridges. Their experience – especially as NCAA Tournament winners as freshmen in 2016 – was a huge reason Villanova practically lapped the field in winning its second title in three years.

When trying to predict the outcomes of March Madness, remember that experience lends itself to more consistency, which is paramount for any team to make a serious run in the NCAA tournament. Other examples beyond Loyola include the 2011 NCAA Tournament when both Butler and VCU reached the National Semifinals, with VCU going from the First Four to the Final Four.

Each NCAA Tournament champion the last three seasons has had plenty of upperclassmen. That could potentially bode well for Gonzaga, Tennessee, and Virginia – all of which have spent time as the top-ranked team in the country in the polls this season. Even if none of them actually cut down the nets in Minneapolis, all three have a really good chance at reaching the Final Four. 🏀

The Magic Seed

TO WIN IT ALL



The long, illustrious history of the NCAA Tournament dates back in 1939. Eight schools gathered for a single-elimination tournament to determine a national champion. Seeding, however, did not enter the NCAA Tournament lexicon until 40 years later in 1979. That was part of the revolution that brought college basketball into the national picture, along with a pair of supremely talented college players as Magic Johnson and second-seeded Michigan State defeated Larry Bird and No. 1 seed Indiana State in the title game.

As time has marched on, bracketology has become a full-season pastime as a means of projecting the NCAA Tournament field from the opening tip-off in November until "Selection Sunday" in March.

The million-dollar question remains, though. Is there a sure-fire way to know which seed will win the tournament? The answer is no, but we can make educated guesses.

Let's start at the top. In the history of seeds, the No. 1 seeds have won the most National Championships, which makes sense. A top seed has hoisted the championship trophy 23 times since 1979. Since 2000, the percentage has been greater – 13 of the 19 teams to cut down the nets have been a No. 1 seed.

In recent years, the best team in the nation has been winning. Villanova was crowned champions last season, North Carolina before the Wildcats in 2017, and Duke in 2015. They were the last three No. 1s to win the title, and they were the clear-cut best teams in college basketball.

Johnson led the Spartans to a title as a two-seed in 1979, and six other No. 2 seeds have since been NCAA Tournament champions. Again unsurprisingly, that is the second-most titles of any seed since seeding began. The No. 3 seeds have maintained that regularity with five titles, which means the top three seeds in the field have accounted for 87.5 percent of the national champions since 1979.

Arizona is the lone No. 4 seed to win the NCAA Tournament in 1997, and the Wildcats were the first team in NCAA Tournament history to defeat three No. 1 seeds en route to cutting down the nets. There has yet to be a No. 5 seed to win all six

of its games in the NCAA Tournament.

What makes a tournament great other than upsets? Many Cinderella teams have made runs to the Final Four, but only a select few were ever finished the job. In 1983, Jim Valvano led sixth-seeded N.C. State over powerhouse Houston in the final, taking down Phi Slama Jama led by superstars Hakeem Olajuwon and Clyde Drexler.

The other No. 6 seed to win the NCAA Tournament had a superstar of its own as Danny Manning powered Kansas to the 1988 title over Big Eight rival Oklahoma. That Jayhawks team was dubbed "Danny and the Miracles" as Manning averaged 24.8 points – more than double his next-closest teammate.

Only one No. 7 seed has emerged with an NCAA Tournament title, and that was the 2014 UConn squad powered by Shabazz Napier. The highest-seeded team to win the NCAA Tournament was No. 8 seed Villanova in 1985 when it defeated Big East rival and a top-seeded Georgetown led by its current coach Patrick Ewing.

The Wildcats set the Final Four record for shooting percentage (78.6) that still holds entering this NCAA Tournament and also took advantage of pre-shot clock rules that allowed them to play a deliberate half-court game that flustered a Hoyas team that pressed and harried opponents over all 94 feet.

There is no foolproof way to know which seed will be crowned as the country's best. The overwhelming favorite every tournament are the No. 1 seeds, and history is on their side. Yet there is no more exciting moment than when a one-seed goes down, evidenced by watching Virginia became the first No. 1 seed to lose in the first round last March when they were soundly thumped by UMBC.

When filling out your bracket, it is good remember that No. 1 seeds have won the most tournaments by a large margin. But it is also good to remember it is no guarantee history will repeat itself. 🏀



APPEALING

11

So

Who Makes the Deep Run

The Nos. 6 vs 11 matchup is now known as the one which features the most upsets in the NCAA Tournament. The 11 seeds have seen improving success of late and historically won 38 percent of their first-round matchups. As the pack has compressed in terms of quality, No. 11 seeds now have the chance to be looked at as potential Cinderella teams for Final Four runs.

In recent years, the success of No. 11 seeds has been eye-popping. They are 20-16 straight up against the No. 6 seeds since 2010. Eight of the last nine tournaments have seen multiple 11-seeds advance to the second round. In 2011, 2016, and 2017, three of the four No. 11 seeds played a second game. This matchup is always interesting given the usual experience that the No. 11 seed holds. They are full of upperclassmen who are trying to go out on a magical run.

For some, it went exactly as planned.

Of the 20 teams who have advanced to the second round since 2010, 11 have survived into the second weekend. Seven have suffered losses in the Sweet 16 while two lost in the Elite Eight – one step shy of the Final Four.

There have been four No. 11 seeds in NCAA Tournament history that have advanced to the Final Four, but three have come since 2006 – George Mason, VCU, and of course, last year's tournament darling Loyola of Chicago.

George Mason's run is one that will always be remembered based on the NCAA Tournament blue bloods it defeated en route to Indianapolis. The Patriots were the first No. 11 seed since LSU in 1986 to advance to the Final Four, taking down Michigan State and North Carolina in the first two rounds before defeating fellow upstart Wichita State in the regional semifinals. Then came their stunning victory over a Connecticut team

considered a strong favorite to win the national championship to reach the national semifinals.

Loyola's run last March felt like something out of a movie. The Ramblers won their first two games by a combined three points thanks to late shots in both games, turning 99-year-old team chaplain Sister Jean into a national celebrity. The Ramblers advanced to the Elite Eight with a one-point win over Nevada, then pounded Kansas State to advance to the Final Four.

They gave Michigan all it could handle – the Ramblers led by 10 early in the second half before the Wolverines finally found their offense – but they left us with a run destined to be remembered for decades to come.

History was made in 1989 when all four No. 11 seeds won their first-round matchup, a feat that has yet to be duplicated. The No. 6 seeds, though, have not pulled off a sweep of their own since 2004, though some of that in recent years can be attributed to not knowing which No. 11 seed they will play with the NCAA Tournament expansion to 68 teams.

The addition of the First Four has included at least one matchup of No. 11 seeds in seven of the eight years since the field expanded in 2011 and two sets of No. 11 seeds in each of the last four NCAA Tournaments. While this does not give a significant advantage to either side, these specific No. 11 seeds have been given an opportunity to get gain rhythm and can potentially scout their opponent. Conversely, they also have little time to implement a game plan with the short turnaround from Dayton to their first-round site.

These games, though, usually result in some of the most exciting first-round games of the NCAA Tournament. This specific matchup always seems to get the tournament off to a great start, and this year should be no different. 🏀

**DON'T BET ALL THE
NUMBER 1
SEEDS TO MAKE THE**



The NCAA Tournament is the most exciting sporting event of the year. The upsets, and Cinderella runs keep fans on the edge of their seats for the better part of four weeks. What makes it more exciting for viewers and bettors – from office pools to sharps and squares – is when they guess the correct upsets in their bracket.

Some are impossible to guess. No. 16 UMBC taking down No. 1 Virginia or the Final Four runs of No. 11 seed Loyola of Chicago last year and fellow 11th seed VCU in 2011 – with the Rams going from the First Four to the Final Four – remain among the greatest upsets.

When the brackets come out, the No. 1 seeds are viewed as the favorites – and rightfully so. The four best teams in the nation get the top seeds – which on paper means the easiest path to the Final Four. But as the tournament has shown in recent years, it is extremely unlikely for all four No. 1 seeds to reach the national semifinals.

Seeding began for the NCAA Tournament in 1979, and only in 2008 when Kansas, Memphis, UCLA, and North Carolina, did the chalk progress to the Final Four. That final between Kansas and Memphis provided an instant classic as the Jayhawks rallied late – Mario Chalmers' 3-pointer with 2.1 seconds left in regulation to force overtime is a staple of any tournament montage – and defeated the Tigers in overtime.

Additionally, there have been just five occasions when three No. 1 seeds emerged unscathed to play for a NCAA Tournament title.

The days of expecting all No. 1 seeds to reach the Final Four are over. When fans give their expert analysis on the bracket, it begins with the No. 1 seed most likely to be upset first. Since 2008, two or more top-seeded teams have made it to the Final Four just four times. In 2011, no No. 1 or No. 2 seeds reached the national semifinals.

UMBC finally broke through for the 16's last March. The Retrievers took down No. 1 Virginia 74-54, marking the first win in 136 all-time matchups between the tournament's Davids and Goliaths. Since 2008, No. 1 seeds have lost in the second round seven times. Though Villanova has won two of the last three NCAA Tournaments, it also has the dubious distinction of being the only No. 1 seed with two second-round losses.

In the Sweet 16, No. 1 seeds have lost seven times, and 10 times in the Elite Eight. The biggest Elite Eight upset came when No. 11 VCU shocked No. 1 Kansas in 2011.

Is being a top seed a curse nowadays with upsets being so frequent? Let's not get crazy.

It is a true honor to go into the tournament as one of the top teams, but it comes with knowing every team will give you its best effort. There are certain rare situations where a No. 1 seed simply cannot be beaten.

The truly dominant National Champions that come to mind are the 2018 Villanova Wildcats and 2009 North Carolina Tar Heels who won all six of their NCAA Tournament games by double-digit margins, and the 2012 Kentucky Wildcats who won all six of their contests by eight or more.

It takes a special group of players to dominate for six games on their way to a title.

When the brackets are revealed for the 2019 NCAA Tournament, favorites will be determined, and analysts will pontificate for days about who they feel will both advance to the Final Four and win the whole thing.

Taking a No. 1 seed to cut down the nets at the end is not crazy, but it is not a sound strategy to have all four No. 1 seeds meeting at the Final Four in your bracket. If you want to impress, make sure to choose wisely, and pick the correct upsets. 🍀

FIRST ROUND SEED TRENDS:

THE COMPLETE RUNDOWN



The best tournament of the season is upon us. College basketball fans have been gathering information to win their bracket pools. People all over the country will go through their own version of bracketology to try and guess the correct upsets, find their Cinderella teams, and pick a National Champion.

For some, the NCAA Tournament means more than filling out brackets. It means studying teams' history, trends, and picking the right team to cover the spread. If this sounds like you, then you have to look at some of these seed trends from previous tournaments.

NO. 1 VS. NO. 16

In the last six NCAA Tournaments, the top-seeded teams are 10-14 (.417) ATS. This is obviously the most lopsided straight-up matchup in the tournament, but the 16-seeds finally broke through last year.

UMBC beat Virginia in last year's tournament 74-54. When the spread is less than 20 points, No. 1 seeds are 8-1 over the past 12 years. Last year, Villanova, Xavier, and Virginia were all 20-point favorites, but only Villanova covered. Kansas covered a 14.5 spread over Penn. At 135-1 all-time, the top-seeded teams' dominance continues to be incredible.

NO. 2 VS. NO. 15

Two seeds are 21-22-1 (.489) ATS since 2008 against the No. 15s. In those 10 tournaments, the No. 15 seeds getting at least 18 points are 11-4-1 (.719) ATS. Last year saw three No. 2 seeds give 19 points or more. Two of them – Duke (-20 vs. Iona) and Purdue (-20.5 vs. Cal State Fullerton) covered – while North Carolina narrowly missed doing likewise as a 19.5-point favorite over Lipscomb in winning by 18. There have been some upsets in this matchup in recent years, but the 2 vs. 15 game is nearly as lopsided as the 1 vs. 16s

NO. 3 VS. NO. 14

Since 2014, the No. 14 seeds have held their own ATS. They are 10-5 (.667) ATS as underdogs of 12 or more points and split last March's four games. Bucknell and Stephen F. Austin both were able to cover, but Montana (+12 vs. Michigan) and Wright State (+13 vs. Tennessee) failed to keep up their end of the bargain.

NO. 4 VS. NO. 13

The No. 13 seeds dominated this match up last year. They went 4-0 ATS, and 2-2 straight up as Buffalo dominated Arizona and Marshall took down Wichita State. Auburn and Gonzaga both took home four-point wins over Clemson and UNC-Greensboro, respectively. Since 2013, the favorites in this matchup are 8-12 (.400) ATS. Since 2012, No. 4 seeds who were less than a 7.5-point favorite have gone 2-5-1 (.313) ATS. None of the four teams last season were that low of a favorite, and they went 0-4 ATS.

NO. 5 VS. NO. 12

This is the most attractive round to pick an upset, with betting lines sometimes swinging wildly between Selection Sunday and tip-off Thursday or Friday. The 5 vs. 12 matchups are always intriguing. Last season, all four No. 5 seeds took care of business in the first round, but the No. 12 seeds who have been underdogs since 2009 have gone 24-14 (.632) ATS. It will be interesting to see if the No. 5 seeds can extend that trend for a second straight year given the intrigue that comes with betting the No. 12 seed and the track record the underdog has in that matchup.

NO. 6 VS. NO. 11

Since the 2009 tournament, the No. 11 seeds are 25-14 (.641) ATS. They were 3-1 ATS last year, with Syracuse and Loyola-Chicago both winning outright and advancing to the Sweet 16. The Ramblers continued their run all the way to the Final Four. It is unlikely a No. 11 seed will be favored over a No. 6, but they are 5-1 (.833) ATS in the last six such instances. Most recently, Rhode Island covered as a two-point favorite over sixth-seeded Creighton in 2017.

NO. 7 VS. NO. 10

When the No. 7 seed is favored since 2013, they have gone 9-5 (.643) ATS. In last season's tournament, three No. 7 seeds won straight up by a combined 13 points. Butler was the lone 10-seed to advance, and the Bulldogs did so in convincing fashion with a 17-point win over Arkansas.

NO. 8 VS. NO. 9

On paper, the 8 vs. 9 matchup is the most even game in the first round. Since 2009, however, the underdog has gone 22-10-3 (.671) ATS. Last season, the No. 9 seeds went 3-1 straight up, and both Florida State and Kansas State played into the second weekend. When the line is between three points, the underdog is 12-0 ATS in the last 12 instances. 🏀

THE MOST LIKELY Cinderellas

A high-heeled shoe, possibly a stiletto, is positioned on the right side of the image. It is set against a background that appears to be a basketball court floor with white lines. The shoe is rendered in a metallic, reflective material, possibly chrome or silver, and is shown from a side profile, facing right. The lighting creates highlights and shadows, giving it a three-dimensional appearance. The overall aesthetic is polished and elegant, contrasting with the sports theme of the text.

If the 6 vs. 11 matchup is the upset game, then the 5 vs. 12 matchup is an extremely close second. In recent years, the 12 vs 5 “upset special” is a staple of nearly every NCAA Tournament preview show and with good reason – nine have taken place in the last six years, and every so often one doubles down and reaches the Sweet 16.

In 29 of the last 34 years, the No. 12 seeds have won at least one game in the NCAA Tournament. They have a record of 47-89 in those games. DePaul was the first 12-seed to take down a No. 5 back in 1986, and since 2010, the 12s are 13-23 in the first round. The 2012 and 2013 NCAA Tournaments had the No. 12 seeds win six of the eight matchups.

In 2002, Missouri became the first and only No. 12 seed to make a run to the Elite Eight. The Tigers’ run began with double-digit wins over fifth-seeded Miami and No. 4 seed Ohio State. Mizzou caught a break in the regional semifinals, playing an eighth-seeded UCLA that upset No. 1 seed Cincinnati, but won that game and finished one win short of the Final Four with an 81-75 defeat to conference rival Oklahoma.

The most recent upsets featuring 12s over 5s have been impressive. In 2016, Little Rock came in as big underdogs, and took down No. 5 Purdue in overtime. Little Rock made things difficult for Purdue on offense all game, and was able to hang around because of it. The Trojans hit a big shot late in regulation to tie the game

and eventually won in overtime to move into the Round of 32.

That same year, Yale flexed their muscles, and the Ivy League winner downed a Baylor team considered to be a national title contender. The Bulldogs hit big shot after big shot heading down the stretch and salted away their 79-74 victory at the free throw line. This time around, the Bears are hoping to avoid another such upset with the help of former Yale guard Makai Mason, who will enter the NCAA Tournament as Baylor’s leading scorer.

It is exciting seeing mid-major teams take down teams in power conferences. The NCAA Tournament is an event where any team can truly win. In a one-game playoff, the lower seeds always have a chance.

The biggest win in terms of margin of victory came from Eastern Michigan, which blasted No. 5 Mississippi State 76-56 in the first round in 1991. All together, there have been 19 No. 12’s who have made it to the Sweet 16, with Oregon the most recent in 2013.

The No. 12 seeds might be the most intriguing ones of the entire NCAA Tournament field. Being among the bottom third of the field is never easy, but they have proven that they can compete. Just because the No. 5s got a clean sweep last year does not mean the 12s should be counted out this March. They will again be one of the most-watched matchups in this NCAA Tournament. 🏀

You're Hot AND You're Cold

It is not wise to bet on teams based on their seeds. Just because a team is a No. 1 or No. 2 seed does not mean they will automatically cover the spread. Some of the worst tournament teams can be strong ATS, and conversely, some of the best can be poor ATS. It is important to know which teams have been good and which teams have struggled.

Bracketology is revealed weekly heading into the tournament. Based on the most recent predictions, these are the top and bottom teams ATS this season. (trends are before March 16).

TOP 4 ATS

Virginia: The Cavaliers have been one of the nation's best teams the entire season. They have just two losses, both to Duke. Their defense is ranked first in the nation. Entering the ACC tournament, the Hoos are 22-8-0 (.733) ATS. Let's not forget Virginia became the first No. 1 seed to lose to a No. 16 in last year's tournament, but it is unlikely lightning strikes twice.

Michigan State: The Spartans have had an up-and-down season so far in part due to injuries. They have four losses in the Big Ten to unranked teams and were swept by Indiana. On the other hand, they have four league wins against ranked opponents. Tom Izzo is one of the best coaches in the tournament, and it is hard to ignore the leadership Cassius Winston and Nick Ward provide. Michigan State is 22-9 (.710) ATS this season, and the Spartans will look to continue that success well into March.

North Carolina: The Tar Heels have been one of the best programs in the country for over four decades. They lost in the National Championship game in 2015, and rebounded to win the NCAA Tournament the following year. This season, North Carolina finds itself in the Top 10 once again and shared the ACC title with Virginia. The Tar Heels are one of the highest-scoring teams in the nation. North Carolina is 19-10-2 (.645) ATS, and when favored, the ACC co-champ has delivered some lopsided victories.

Ole Miss: The Rebels look to be destined to an 8-9 matchup in the first round of the NCAA Tournament and boast one of the top scorers in the SEC in Breein Tyree, who entered the conference tournament averaging 18.5 points. They are an impressive 23-8 (.742) ATS despite an uneven run through conference play, and Ole Miss will be an intriguing team to watch among bettors.

BOTTOM 4 ATS

Montana: Right now, Montana is trending towards a No. 14 or No. 15 seed. While the Bobcats are unlikely to come out in such a contest, they are also unlikely to cover. The favorites to emerge from the Big Sky are 12-17(.414) ATS and would be one of the worst teams versus the number in the entire tournament.

Florida: Alabama's conference brethren, the Gators have been one of the worst shooting teams in the country. That has been exacerbated in the meat grinder of SEC play, and Florida is trying to keep itself on the right side of the NCAA Tournament bubble. Mike White's team is barely better than Alabama against the number, posting a 13-18 (.419) mark.

Ohio State: The Buckeyes are another big-name program not playing up to such expectations. They spent some time early in the season in the AP Top 25 but have since fallen from glory and are fighting for their NCAA Tournament lives. Ohio State is a miserable 12-19 (.387) ATS and covered just twice in its last eight games ahead of the Big Ten tournament.


Texas Tech: The Red Raiders will come into the tournament as the quintessential nationally elite team who struggles against the number. Texas Tech has emerged as a dark horse Final Four team on the strength of its defense but carries only a .500 record (15-15-1) record ATS. That number is somewhat inflated by the Red Raiders covering eight of their last nine games. 🏀

"I'LL SHOW YOU HOW TO WIN \$12,375 THIS MARCH MADNESS"



MARCH 21 THROUGH APRIL 8

LIMITED TIME OFFER



You now have the opportunity to bet the most historically accurate March Madness picks available - the 2019 ATSwins.com March Madness Package.

When you play these picks, you will be gaining access to under-valued dogs, easy blowouts, sleeper picks, along with undisclosed game-changing information.

The bottom line is this: we've built a quarter-century old business upon success for our clients. Not excuses, not half truths, and certainly not 'one and dones'. And we've gotten that success through hard work and determination that results in the best information you can get. Period.

Follow these picks and I'll show you how to make a fortune this March Madness - and if we can't, we don't deserve your money - so we're backing it up with a 100% Money Back Guarantee.

Now you have to move now, as March Madness spaces fill up quickly and once it's at capacity, we won't make special provisions to get late-comers into the program. As long as this ad is up, you can purchase. But I'm not kidding, it **WILL BE PULLED SOON!**

Just access these picks and follow our money-management rating and make a cool \$12K this March Madness.

PREMIUM PICKS

STRATEGIC MONEY MANAGEMENT RATINGS

\$97



BUY NOW



ABILENE CHRISTIAN WILDCATS

Record: (27-6) Region:Midwest/Seed:15

Conference: Southland Conference (SLand)

Bid: Automatic

Coach: Joe Golding

Coach's NCAA Tournament Record: First Appearance

NCAA Tournament appearances: 1

Consecutive NCAA Tournament appearances: 0 (First Appearance)

Best NCAA Tournament finish: First Round (2019)

Final Four appearances: NONE

NCAA Tournament Record: 0-0 (.000)

NCAA Net Ranking: 154
Associated Press Poll Rank: NRV
USA TODAY Poll Rank: NRV

**Odds to Win It All:
5000/1**

Conference Record and finish: 14-4/2nd
Conference Tournament finish: Won
Record in Last 12 games: 10-2 SU, 8-4 ATS, 6-6 O/U
Record in Road and Neutral Site games: 14-4 SU, 11-7 ATS, 9-9 O/U
Record vs. 2019 NCAA Tournament teams: 0-1 SU, 0-1 ATS, 1-0 O/U
(Rankings are Associated Press Top 25 rankings on day of game)

12/15 – Lost to No. 11 Texas Tech 82-48 (A) (YY)

XX – ATS win, Under	YX – ATS loss, Under	ZX – Push, Under
XY – ATS win, Over	YY – ATS loss, Over	ZY – Push, Over
XZ – ATS win, Push	YZ – ATS loss, Push	ZZ – Push, Push

POINTS PER GAME

74.5 (3rd in SLand/121st in NCAA)

SHOOTING PERCENTAGE:

47.4 (7th in SLand/40th in NCAA)

3-POINT SHOOTING PERCENTAGE:

38.6 (2nd in SLand/18th in NCAA)

FREE THROW PERCENTAGE:

71.5 (3rd in SLand/146th in NCAA)

TURNOVERS PER GAME:

12.0 (3rd in SLand/T-89th in NCAA)

SCORING MARGIN:

11.4 (3rd in SLand/23rd in NCAA)

OPPONENTS' POINTS PER GAME:

63.1 (5th in SLand/19th in NCAA)

OPPONENTS' SHOOTING PERCENTAGE:

43.0 (3rd in SLand/130th in NCAA)

OPPONENTS' 3-POINT SHOOTING PERCENTAGE:

33.2 (6th in SLand/111th in NCAA)

OPPONENTS' TURNOVERS PER GAME:

16.6 (6th in SLand/10th in NCAA)

NO PREVIOUS NCAA TOURNAMENT APPEARANCES:

LAST 5 NCAA TOURNAMENT APPEARANCES:

RECORD AS HIGHER/LOWER SEED

Higher seed: 0-0 SU, 0-0 ATS, 0-0 O/U

Lower seed: 0-0 SU, 0-0 ATS, 0-0 O/U

Same seed: 0-0 SU, 0-0 ATS, 0-0 O/U

RECORD AS FAVORITE/UNDERDOG

Record as Favorite: 0-0 SU, 0-0 ATS, 0-0 O/U

Record as Underdog: 0-0 SU, 0-0 ATS, 0-0 O/U

Record as Pick 'em: 0-0 SU, 0-0 ATS, 0-0 O/U

SEED RECORDS

(Seeds started in 1979)

PROJECTED STARTERS:

G – Jaylen Franklin, 6-2, Sr. (10.2 ppg, 3.8 rpg, 4.9 apg)
G – Payten Ricks, 6-2, Jr. (11.7 ppg, 2.8 rpg, 40.8 3pt%)
G – Damien Daniels, 5-7, Fr. (3.5 ppg, 1.5 rpg, 1.8 apg)
F – Jaren Lewis, 6-6, Sr. (13.7 ppg, 6.2 rpg, 2.7 apg)
F – Hayden Farquhar, 6-7, Sr. (6.5 ppg, 2.6 rpg, 39.0 3pt%)

TOP RESERVES:

F - Joe Pleasant, 6-8, Fr. (5.8 ppg, 2.6 rpg)
G - Trey Lenox, 6-3, Jr. (2.3 ppg, 1.2 rpg)

NO LONGER WITH TEAM:

G - B.J. Maxwell, 6-5, Jr. (9.2 ppg, 4.7 rpg, 40.5 3pt%)
C - Jalone Friday, 6-9, Jr. (13.1 ppg, 4.7 rpg, 37.7 3pt%)

OUTLOOK:

Abilene Christian's first NCAA Tournament is a story of perseverance and a little bit of good fortune after regular-season champion Sam Houston State was eliminated in the Southland tournament semifinals by New Orleans, which the Wildcats defeated in the final. Coach Joe Golding dismissed starters Friday and Maxwell on Feb. 21, and Friday was the leading scorer when the pair were sent packing for violating team rules. Abilene Christian lost its first game without the duo and then reeled off six straight wins to claim its first NCAA Tournament appearance in school history. The Wildcats arguably could have been seeded higher with the pair, and they are still somewhat of an unknown entity with this limited sample size with the current starting five. Ricks now assumes the role as the best 3-point shooter on the team, with Lewis now the top inside scoring option. Daniels stepped into the starting spot vacated by Maxwell and has shown flashes of contributing offensively and is capable of getting to the foul line. Abilene Christian is a solid defensive team and among the top teams in the nation in forcing turnovers. The Wildcats lost their two games to regular-season champ Sam Houston State by a combined eight points, but this team is not going to be overawed at their first-round destination considering they went 14-4 in road and neutral site games. Abilene Christian will be hard-pressed to make a winning NCAA Tournament debut, but sometimes the journey is the destination.



Jaren Lewis



ARIZONA STATE SUN DEVILS

Record: (22-10) Region: West /Seed: 11

Conference: Pac-12 Conference (Pac-12)

Bid: At-large

Coach: Bobby Hurley

Coach's NCAA Tournament Record: 0-2; 0-1 in 1 appearance with Arizona State

NCAA Tournament appearances: 16

Consecutive NCAA Tournament appearances: 2 (Last missed in 2017)

Best NCAA Tournament finish: Regional final (1961, 1963, 1975)

Final Four appearances: NONE

NCAA Tournament Record: 13-16 (.448)

NCAA Net Ranking: 63
Associated Press Poll Rank: NRV
USA TODAY Poll Rank: 31

**Odds to Win It All:
1000/1**

Conference Record and finish: 12-6/2nd
Conference Tournament finish: Lost in semifinals
Record in Last 12 games: 8-4 SU, 7-5 ATS, 6-6 O/U
Record in Road and Neutral Site games: 9-7 SU, 8-7-1 ATS, 6-10 O/U
Record vs. 2019 NCAA Tournament teams: 5-3 SU, 5-2-1 ATS, 4-4 O/U
(Rankings are Associated Press Top 25 rankings on day of game)

11/19 – Beat No. 15 Mississippi State 72-67 (N) (XX) 2/28 – Lost to Oregon 79-51 (A) (YX)

11/21 – Beat Utah State 87-82 (N) (XY) 3/15 – Lost to Oregon 79-75 (N) (YY)

12/7 – Lost to No. 6 Nevada 72-66 (N) (ZX)

12/22 – Beat No. 1 Kansas 80-76 (H) (XY)

1/19 – Beat Oregon 78-64 (H) (XY)

2/9 – Beat Washington 75-63 (H) (XX)

XX – ATS win, Under	YX – ATS loss, Under	ZX – Push, Under
XY – ATS win, Over	YY – ATS loss, Over	ZY – Push, Over
XZ – ATS win, Push	YZ – ATS loss, Push	ZZ – Push, Push

POINTS PER GAME:

77.8 (2nd in Pac-12/57th in NCAA)

SHOOTING PERCENTAGE:

44.7 (10th in Pac-12/157th in NCAA)

3-POINT SHOOTING PERCENTAGE:

34.1 (8th in Pac-12/197th in NCAA)

FREE THROW PERCENTAGE:

67.1 (10th in Pac-12/298th in NCAA)

TURNOVERS PER GAME:

13.6 (9th in Pac-12/239th in NCAA)

SCORING MARGIN:

4.8 (4th in Pac-12/98th in NCAA)

OPPONENTS' POINTS PER GAME:

73.1 (8th in Pac-12/224th in NCAA)

OPPONENTS' SHOOTING PERCENTAGE

41.3 (2nd in Pac-12/52nd in NCAA)

OPPONENTS' 3-POINT SHOOTING PERCENTAGE:

33.6 (6th in Pac-12/136th in NCAA)

OPPONENTS' TURNOVERS PER GAME:

13.8 (5th in Pac-12/108th in NCAA)

LAST 5 NCAA TOURNAMENT APPEARANCES:

2018 – No. 11 seed (First Four), lost in play-in game (Syracuse) 0-1 SU, 0-1 ATS 0-1 O/U

2014 – No. 10 seed, lost in first round (Texas) 0-1 SU, 1-0 ATS, 1-0 O/U

2009 – No. 6 seed, lost in second round (Syracuse) 1-1 SU, 1-1 ATS, 1-1 O/U

2003 – No. 10 seed, lost in second round (Kansas) 1-1 SU, 1-1 ATS, 2-0 O/U

1995 – No. 5 seed, lost in regional semifinals (Kentucky) 2-1 SU, N/A ATS, N/A O/U

LAST 5 NCAA TOURNAMENT APPEARANCES:

RECORD AS HIGHER/LOWER SEED

Higher seed: 1-0 SU, 1-0 ATS, 0-1 O/U

Lower seed: 1-3 SU, 2-2 ATS, 4-0 O/U

Same seed: 0-1 SU, 0-1 ATS, 0-1 O/U

RECORD AS FAVORITE/UNDERDOG

Record as Favorite: 1-1 SU, 1-1 ATS, 0-2 O/U

Record as Underdog: 1-3 SU, 2-2 ATS, 4-0 O/U

Record as Pick 'em: 0-0 SU, 0-0 ATS, 0-0 O/U

SEED RECORDS

(Seeds started in 1979)

Record as No. 5 seed: 2-1

Record as No. 6 seed: 1-1

Record as No. 10 seed: 1-2

Record as No. 11 seed: 0-1

PROJECTED STARTERS:

G – Remy Martin, 6-0, Soph. (13.4 ppg, 3.2 rpg, 5.1 apg)
G – Rob Edwards, 6-4, Jr. (11.3 ppg, 3.1 rpg, 39.4 3pt%)
G – Luguentz Dort, 6-4, Fr. (16.1 ppg, 4.4 rpg, 2.3 apg)
F – Zylan Cheatham, 6-8, Sr. (11.8 ppg, 10.4 rpg, 3.3 apg)
F – Romello White, 6-8, Soph. (8.7 ppg, 5.3 rpg, 59.3 fg%)

TOP RESERVES:

F - De'Quon Lake, 6-10, Sr. (4.5 ppg, 3.8 rpg, 76.7 fg%)
F - Taeshon Cherry, 6-8, Fr. (5.9 ppg, 2.6 rpg)
F - Kimani Lawrence, 6-7, Soph. (8.7 ppg, 3.6 rpg, 1.2 apg)

OUTLOOK:

In a down season in the Pac-12, the Sun Devils had to sweat out Selection Sunday after losing to Oregon in the conference tournament semifinals and snuck into the NCAA Tournament for the second straight year. Arizona State again scheduled ambitiously, and its home-and-home sweep of Kansas after winning in Tempe was its biggest selling point. The Sun Devils also beat a ranked Mississippi State team in Las Vegas during non-conference play but also split a pair of road games against the bottom two teams in the SEC – Georgia and Vanderbilt. There was also a head-scratching home loss to Princeton and the occasional no-show losses in conference play that included double-digit defeats at Stanford and Oregon and a home loss to Utah in which it was smoked for 96 points. That said, Bobby Hurley has a talented starting five led by freshman point guard Dort and double-double accumulator Cheatham. The problem with Arizona State is it has occasionally had its parts play greater than the sum of the whole – something that contributed to its Pac-12 exit at the hands of the Ducks. The Sun Devils can pull off a first-round surprise if they get a matchup against a team that struggles to put points on the board and contributions beyond Dort and Cheatham, but the second round appears to be the ceiling for this team.



Luguentz Dort



AUBURN TIGERS

Record: (26-9) Region: Midwest/Seed: 5

Conference: Southeastern Conference (SEC)

Bid: Automatic

Coach: Bruce Pearl

Coach's NCAA Tournament Record: 10-8; 1-1 in 1 appearance with Auburn

NCAA Tournament appearances: 10

Consecutive NCAA Tournament appearances: 2 (Last missed in 2017)

Best NCAA Tournament finish: Regional final (1987)

Final Four appearances: NONE

NCAA Tournament Record: 13-9 (.591)

NCAA Net Ranking: 18
Associated Press Poll Rank: 22
USA TODAY Poll Rank: 24

Conference Record and finish: 11-7/T-4th
Conference Tournament finish: Won
Record in Last 12 games: 10-2 SU, 7-5 ATS, 5-7 O/U
Record in Road and Neutral Site games: 11-7 SU, 8-9-1 ATS, 9-9 O/U
Record vs. 2019 NCAA Tournament teams: 7-7 SU, 5-9 ATS, 8-6 O/U
(Rankings are Associated Press Top 25 rankings on day of game)

11/9 – Beat No. 25 Washington 88-66 (H) (XY)	2/9 – Lost to No. 21 LSU 83-78 (A) (YY)
11/20 – Lost to No. 1 Duke 78-72 (N) (XX)	2/13 – Lost to Ole Miss 60-55 (H) (YX)
12/22 – Beat Murray State 93-88 (H) (YY)	2/23 – Lost to No. 4 Kentucky 80-53 (A) (YX)
1/9 – Lost to Ole Miss 82-67 (A) (YX)	3/2 – Beat Mississippi State 80-75 (H) (YY)
1/19 – Lost to No. 12 Kentucky 82-80 (H) (YY)	3/9 – Beat No. 5 Tennessee 84-80 (H) (XY)
1/26 – Lost to No. 22 Mississippi State 92-84 (A) (YY)	3/16 – Beat Florida 65-62 (N) (YX)
2/5 – Beat Florida 76-62 (H) (XX)	3/17 – Beat No. 8 Tennessee 84-64 (N) (XY)

XX – ATS win, Under	YY – ATS loss, Under	ZX – Push, Under
XY – ATS win, Over	YY – ATS loss, Over	ZY – Push, Over
XZ – ATS win, Push	YZ – ATS loss, Push	ZZ – Push, Push

**Odds to Win It All:
50/1**

POINTS PER GAME:E:

79.6 (3rd in SEC/35th in NCAA)

SHOOTING PERCENTAGE:

44.8 (6th in SEC/154th in NCAA)

3-POINT SHOOTING PERCENTAGE:

37.6 (2nd in SEC/37th in NCAA)

FREE THROW PERCENTAGE:

71.3 (7th in SEC/T-155th in NCAA)

TURNOVERS PER GAME:

12.1 (3rd in SEC/96th in NCAA)

SCORING MARGIN:

11.5 (3rd in SEC/22nd in NCAA)

OPPONENTS' POINTS PER GAME:

68.1 (5th in SEC/88th in NCAA)

OPPONENTS' SHOOTING PERCENTAGE:

43.3 (9th in SEC/149th in NCAA)

OPPONENTS' 3-POINT SHOOTING PERCENTAGE:

35.3 (11th in SEC/232nd in NCAA)

OPPONENTS' TURNOVERS PER GAME:

17.6 (1st in SEC/6th in NCAA)

LAST 5 NCAA TOURNAMENT APPEARANCES:

2018 – No. 4 seed, lost in second round (Clemson) 1-1 SU, 0-2 ATS 0-2 O/U
2003 – No. 10 seed, lost in regional semifinals (Syracuse) 2-1 SU, 3-0 ATS, 1-1-1 O/U
2000 – No. 7 seed, lost in second round (Iowa State) 1-1 SU, 0-1-1 ATS, 2-0 O/U
1999 – No. 1 seed, lost in regional semifinals (Ohio State) 2-1 SU, 1-2 ATS, 1-2 O/U
1988 – No. 8 seed, lost in first round (Bradley) 0-1 SU, N/A ATS, N/A O/U

LAST 5 NCAA TOURNAMENT APPEARANCES:

RECORD AS HIGHER/LOWER SEED

Higher seed: 4-2 SU, 1-4-1 ATS, 2-4 O/U
Lower seed: 2-2 SU, 3-1 ATS, 2-1-1 O/U
Same seed: 0-0 SU, 0-0 ATS, 0-0 O/U

RECORD AS FAVORITE/UNDERDOG

Record as Favorite: 4-2 SU, 1-4-1 ATS, 2-4 O/U
Record as Underdog: 2-2 SU, 3-1 ATS, 2-1-1 O/U
Record as Pick 'em: 0-0 SU, 0-0 ATS, 0-0 O/U

SEED RECORDS

(Seeds started in 1979)

Record as No. 1 seed: 2-1
Record as No. 4 seed: 1-1
Record as No. 7 seed: 1-1
Record as No. 8 seed: 0-1
Record as No. 10 seed: 2-1

PROJECTED STARTERS:

G – Jared Harper, 5-11, Jr. (15.2 ppg, 5.8 apg, 37.8 3pt%)

G – Bryce Brown, 6-3, Sr. (15.8 ppg, 1.9 rpg, 40.4 3pt%)

G – Samir Doughty, 6-4, Jr. (7.4 ppg, 3.4 rpg, 42.1 3pt%)

F – Chuma Okeke, 6-8, Soph. (11.7 ppg, 6.8 rpg, 37.8 3pt%)

F – Anfernee McLemore, 6-7, Jr. (6.7 ppg, 3.8 rpg, 1.2 bpg)

TOP RESERVES:

F - Horace Spencer, 6-8, Sr. (4.6 ppg, 4.3 rpg)

F - Danjel Purifoy, 6-7, Jr. (3.2 ppg, 1.9 rpg)

G - J'Von McCormick, 6-0, Sr. (3.5 ppg, 1.4 rpg)

G/F - Malik Dunbar, 6-6, Sr. (6.9 ppg, 3.4 rpg)

C - Austin Wiley, 6-11, Jr. (7.5 ppg, 4.4 rpg, 56.3 fg%)

OUTLOOK:

Auburn is peaking at the right time heading into the NCAA Tournament after posting four wins in four days to capture the SEC tournament, and a backcourt stocked with quality upperclassmen cannot be easily dismissed. Brown and Harper are among the best duos in the nation – both are quality 3-point shooters and if one is struggling, the other is usually surging. The Tigers have also done well in putting aside the outside distractions of two separate FBI investigations into college basketball that resulted in the firing of assistant Chuck Person early in the season and the suspension of current assistant Ira Bowman. Though Brown and Harper lead the offense, Okeke is an underappreciated performer in the low post and has greatly improved compared to last season. Auburn also has the depth to extend 94 feet defensively and can speed up games that lead to transition 3-pointers that make the Tigers a team capable of playing in the second weekend. After finishing a step short of the Sweet 16 last year, Auburn looks like it has the horses to get there this time, though there is a worry it is relying too much on the 3-point shot to make the Final Four despite its late-season surge.



Bryce Brown



BAYLOR BEARS

Record: (19-13) Region: West/Seed 9

Conference: Big 12 Conference (Big 12)

Bid: At-Large

Coach: Scott Drew

Coach's NCAA Tournament record: 10-7 in seven appearances

NCAA Tournament appearances: 12

Consecutive NCAA Tournament appearances: 0 (Last appearance in 2017)

Best NCAA Tournament finish: Runners-up (1948)

Final Four appearances: 2 (1948, 1950)

NCAA Tournament Record: 13-13 (.500)

NCAA Net Ranking: 39
Associated Press Poll Rank: N/V
USA TODAY Poll Rank: N/V

Conference Record and finish: 10-8/4th
Conference Tournament finish: Lost in quarterfinals
Record in Last 12 games: 5-7 SU, 2-8-2 ATS, 9-3 O/U
Record in Road and Neutral Site games: 6-8 SU, 7-6-1 ATS, 9-5 O/U
Record vs. 2019 NCAA Tournament teams: 6-7 SU, 5-6-2 ATS, 9-4 O/U
(Rankings are Associated Press Top 25 rankings on day of game)

11/23 — Lost to Ole Miss 78-70 (N) (YY) 2/11 — Beat Oklahoma 59-53 (H) (ZX)
12/21 — Beat Oregon 57-47 (H) (XX) 2/16 — Lost to No. 15 Texas Tech 86-61 (A) (YY)
1/8 — Beat No. 20 Iowa State 73-70 (H) (XY) 2/19 — Beat No. 19 Iowa State 73-69 (A) (XY)
1/12 — Lost to No. 7 Kansas 73-68 (H) (YY) 3/2 — Lost to No. 16 Kansas State 66-60 (A) (ZX)
1/19 — Beat No. 8 Texas Tech 73-62 (H) (XY) 3/9 — Lost to No. 13 Kansas 78-70 (A) (YY)
1/28 — Beat Oklahoma 77-47 (A) (XX) 3/14 — Lost to Iowa State 83-66 (N) (YY)
2/9 — Lost to Kansas State 70-63 (H) (YY)

XX — ATS win, Under YX — ATS loss, Under ZX — Push, Under
XY — ATS win, Over YY — ATS loss, Over ZY — Push, Over
XZ — ATS win, Push YZ — ATS loss, Push ZZ — Push, Push

**Odds to Win It All:
1000/1**

LAST 5 NCAA TOURNAMENT APPEARANCES:

2017 — No. 3 seed, lost in regional semifinals (South Carolina) 2-1 SU, 1-2 ATS 2-1 O/U
2016 — No. 5 seed, lost in first round (Yale) 0-1 SU, 0-1 ATS, 1-0 O/U
2015 — No. 3 seed, lost in first round (Georgia State) 0-1 SU, 0-1 ATS, 0-1 O/U
2014 — No. 6 seed, lost in regional semifinals (Wisconsin) 2-1 SU, 2-1 ATS, 1-2 O/U
2012 — No. 3 seed, lost in regional final (Kentucky) 3-1 SU, 2-2 ATS, 3-1 O/U

LAST 5 NCAA TOURNAMENT APPEARANCES:

RECORD AS HIGHER/LOWER SEED

Higher seed: 6-3 SU, 4-5 ATS, 6-3 O/U
Lower seed: 1-2 SU, 1-2 ATS, 1-2 O/U
Same seed: 0-0 SU, 0-0 ATS, 0-0 O/U

RECORD AS FAVORITE/UNDERDOG

Record as Favorite: 6-3 SU, 4-5 ATS, 6-3 O/U
Record as Underdog: 1-2 SU, 1-2 ATS, 1-2 O/U
Record as Pick 'em: 0-0 SU, 0-0 ATS, 0-0 O/U

SEED RECORDS

(Seeds started in 1979)

Record as No. 3 seed: 8-4
Record as No. 5 seed: 0-1
Record as No. 6 seed: 2-1
Record as No. 8 seed: 0-1
Record as No. 11 seed: 0-1

POINTS PER GAME:

71.7 (6th in Big 12/200th in NCAA)

SHOOTING PERCENTAGE:

44.0 (6th in Big 12/198th in NCAA)

3-POINT SHOOTING PERCENTAGE:

34.0 (8th in Big 12/209th in NCAA)

FREE THROW PERCENTAGE:

67.4 (9th in Big 12/293rd in NCAA)

TURNOVERS PER GAME:

13.3 (7th in Big 12/207th in NCAA)

SCORING MARGIN:

4.5 (5th in Big 12/104th in NCAA)

OPPONENTS' POINTS PER GAME:

67.2 (4th in Big 12/64th in NCAA)

OPPONENTS' SHOOTING PERCENTAGE

42.2 (6th in Big 12/85th in NCAA)

OPPONENTS' 3-POINT SHOOTING PERCENTAGE:

34.1 (7th in Big 12/180th in NCAA)

OPPONENTS' TURNOVERS PER GAME:

12.4 (8th in Big 12/228th in NCAA)

PROJECTED STARTERS:

G/F - Mario Kegler, 6-7, Soph. (10.7 ppg, 6.0 rpg, 1.2 apg)

G - Makai Mason, 6-1, Sr. (14.6 ppg, 3.3 apg, 36.5 3pt%)

G/F - Mark Vital, 6-5, Soph. (7.0 ppg, 7.2 rpg, 2.0 apg)

G - Jared Butler, 6-3, Fr. (10.1 ppg, 3.1 rpg, 35.7 3pt%)

F - Freddie Gillespie, 6-8, Jr. (5.2 ppg, 4.5 rpg, 64.3 fg%)

TOP RESERVES:

G - King McClure, 6-3, Sr. (8.7 ppg, 5.2 rpg, 35.9 3pt%)

G - Devonte Bando, 6-3, Jr. (8.6 ppg, 2.3 rpg, 39.2 3pt%)

G/F - Matthew Mayer, 6-9, Fr. (4.9 ppg, 2.1 rpg)

F - Flo Thamba, 6-10, Fr. (1.9 ppg, 2.3 rpg)

INJURED:

F - Tristan Clark, 6-9, Soph. (14.6 ppg, 6.3 rpg, 73.7 fg%)

OUTLOOK:

A team that has often perplexed and at times underachieved in recent seasons despite a wealth of talent, Baylor this season proved to be a better team than the sum of its parts as it overcame the season-ending injury to Clark and fight its way into the middle of the pack in a competitive Big 12. The go-to player for the Bears now is Mason, who was on the Yale team that upset them in the first round in 2016. He and Butler form a potent 1-2 perimeter punch, but Mason was slowed late in the season with a toe injury and may not be 100 percent for the NCAA Tournament. The Bears have replaced Clark's scoring by committee -- four players are averaging between 7.0 and 10.7 points -- but with opponents keying on Mason, the lack of a second scorer has contributed to the four-game losing streak they carry into the NCAA Tournament. Baylor's athleticism makes it a nuisance on the boards -- it outrebounded opponents by more than six per contest -- but it also hides a mediocre shooting team. The likely outcome for Baylor is 1-and-done given its late-season swoon, and a team that is active on both ends of the floor could give it problems.



Makai Mason



BELMONT BRUINS

Record: (26-5) Region: East /Seed: 11

Conference: Ohio Valley Conference (OVC)

Bid: At-large

Coach: Rick Byrd

Coach's NCAA Tournament Record: 0-7 in 7 appearances

NCAA Tournament appearances: 8

Consecutive NCAA Tournament appearances: 0 (Last appearance in 2015)

Best NCAA Tournament finish: First Round (2006, 2007, 2008, 2011, 2012, 2013, 2015)

Final Four appearances: NONE

NCAA Tournament Record: 0-7 (.000)

NCAA Net Ranking: 47
Associated Press Poll Rank: NRV
USA TODAY Poll Rank: NRV

Conference Record and finish: 16-2/T-1st
Conference Tournament finish: Lost in final
Record in Last 12 games: 11-1 SU, 8-3-1 ATS, 6-6 O/U
Record in Road and Neutral Site games: 13-4 SU, 12-5 ATS, 8-9 O/U
Record vs. 2019 NCAA Tournament teams: 1-2 SU, 2-1 ATS, 0-3 O/U
(Rankings are Associated Press Top 25 rankings on day of game)

12/29 – Lost to Purdue 73-62 (A) (XX)
1/24 – Beat Murray State 79-66 (A) (XX)
3/9 – Lost to Murray State 77-65 (N) (YX)

XX – ATS win, Under YX – ATS loss, Under ZX – Push, Under
XY – ATS win, Over YY – ATS loss, Over ZY – Push, Over
XZ – ATS win, Push YZ – ATS loss, Push ZZ – Push, Push

**Odds to Win It All:
1000/1**

POINTS PER GAME:

87.4 (1st in OVC/2nd in NCAA)

SHOOTING PERCENTAGE:

49.9 (1st in OVC/4th in NCAA)

3-POINT SHOOTING PERCENTAGE:

37.3 (2nd in OVC/43rd in NCAA)

FREE THROW PERCENTAGE:

73.8 (3rd in OVC/72nd in NCAA)

TURNOVERS PER GAME:

11.6 (1st in OVC/59th in NCAA)

SCORING MARGIN:

13.5 (2nd in OVC/12th in NCAA)

OPPONENTS' POINTS PER GAME:

73.9 (4th in OVC/244th in NCAA)

OPPONENTS' SHOOTING PERCENTAGE

42.5 (3rd in OVC/99th in NCAA)

OPPONENTS' 3-POINT SHOOTING PERCENTAGE:

34.3 (6th in OVC/190th in NCAA)

OPPONENTS' TURNOVERS PER GAME:

12.5 (12th in OVC/222nd in NCAA)

LAST 5 NCAA TOURNAMENT APPEARANCES:

2015 – No. 15 seed, lost in first round (Virginia) 0-1 SU, 1-0 ATS, 1-0 O/U
2013 – No. 11 seed, lost in first round (Arizona) 0-1 SU, 0-1 ATS, 1-0 O/U
2012 – No. 14 seed, lost in first round (Georgetown) 0-1 SU, 0-1 ATS, 0-1 O/U
2011 – No. 13 seed, lost in first round (Wisconsin) 0-1 SU, 0-1 ATS, 1-0 O/U
2008 – No. 15 seed, lost in first round (Duke) 0-1 SU, 1-0 ATS, 0-1 O/U

LAST 5 NCAA TOURNAMENT APPEARANCES:

RECORD AS HIGHER/LOWER SEED

Higher seed: 0-0 SU, 0-0 ATS, 0-0 O/U
Lower seed: 0-5 SU, 2-3 ATS, 3-2 O/U
Same seed: 0-0 SU, 0-0 ATS, 0-0 O/U

RECORD AS FAVORITE/UNDERDOG

Record as Favorite: 0-0 SU, 0-0 ATS, 0-0 O/U
Record as Underdog: 0-5 SU, 2-3 ATS, 3-2 O/U
Record as Pick 'em: 0-0 SU, 0-0 ATS, 0-0 O/U

SEED RECORDS

(Seeds started in 1979)

Record as No. 11 seed: 0-1
Record as No. 13 seed: 0-1
Record as No. 14 seed: 0-1
Record as No. 15 seed: 0-4

PROJECTED STARTERS:

G/F – Dylan Windler, 6-8, Sr. (21.1 ppg, 10.3 rpg, 43.2 3pt%)

G – Kevin McClain, 6-3, Sr. (16.2 ppg, 4.2 apg, 37.2 3pt%)

G – Nick Hopkins, 6-0, Soph. (7.1 ppg, 1.8 rpg, 39.1 3pt%)

G – Grayson Murphy, 6-2, Fr. (9.9 rpg, 4.5 rpg, 6.5 apg)

C – Nick Muszynski, 6-11, Fr. (15.0 ppg, 6.0 rpg, 61.1 fg%)

TOP RESERVES:

G - Michael Benkert, 6-4, Jr. (4.5 ppg, 1.7 rpg, 38.3 3pt%)


C - Seth Adelsperger, 6-11, Jr. (4.7 ppg, 2.5 rpg, 68.1 fg%)

F - Caleb Hollander, 6-8, Fr. (7.5 ppg, 4.9 rpg)

G - Adam Kunkel, 6-3, Fr. (2.3 ppg, 0.8 apg)

OUTLOOK:

After an agonizing wait of eight days following their OVC tournament final loss to Murray State, Belmont had its NCAA Tournament ticket punched as the Ohio Valley Conference's first at-large berth since 1987 when Middle Tennessee and Austin Peay were picked. The Bruins are one of the best offensive teams in the country regardless of pace, and Byrd may have actually got the Bruins here a year earlier than expected considering he has four freshmen in his top-nine in the rotation. Belmont's attack, though, starts with Windler, who has been drawing attention from NBA scouts as a wing player. Windler improved his perimeter game, hitting 43 percent of his 3-point shots while making an OVC-best 92 of them. McClain and Windler help open the paint for Muszynski, who helped give Belmont three of the top nine scorers in the conference. The Bruins' decision to schedule a home-and-home with Atlantic Sun runner-up Lipscomb paid dividends in terms of strength of schedule, and while UCLA had a down year with the rest of the Pac-12, a win in Westwood is nothing to sneeze at. This may be arguably Byrd's best team he has taken to the NCAA Tournament, with the 2008 team best remembered of the seven previous versions by losing 71-70 to Duke as a No. 15 seed. This edition of the Bruins is plenty capable of getting that long-sought first win there, which would result in plenty of face time for most famous alum – country singer Vince Gill.



Dylan Windler



BRADLEY BRAVES

Record: (20-14) Region: East/Seed: 15

Conference: Missouri Valley Conference (MVC)

Bid: Automatic

Coach: Brian Wardle

Coach's NCAA Tournament Record: First appearance

NCAA Tournament appearances: 9

Consecutive NCAA Tournament appearances: 0 (Last appearance in 2006)

Best NCAA Tournament finish: Runner-Up (1950, 1954)

Final Four appearances: 2 (1950, 1954)

NCAA Tournament Record: 11-8 (.579)

NCAA Net Ranking: 176
Associated Press Poll Rank: NRV
USA TODAY Poll Rank: NRV

Conference Record and finish: 9-9/T-5th
Conference Tournament finish: Won
Record in Last 12 games: 9-3 SU, 8-4 ATS, 5-7 O/U
Record in Road and Neutral Site games: 10-8 SU, 11-7 ATS, 6-11-1 O/U
Record vs. 2019 NCAA Tournament teams: 0-0 SU, 0-0 ATS, 0-0 O/U
(Rankings are Associated Press Top 25 rankings on day of game)

**NO GAMES PLAYED VS.
2019 NCAA TOURNAMENT TEAMS**

XX – ATS win, Under YX – ATS loss, Under ZX – Push, Under
XY – ATS win, Over YY – ATS loss, Over ZY – Push, Over
XZ – ATS win, Push YZ – ATS loss, Push ZZ – Push, Push

**Odds to Win It All:
5000/1**

POINTS PER GAME:

66.6 (8th in MVC/309th in NCAA)

SHOOTING PERCENTAGE:

43.4 (7th in MVC/234th in NCAA)

3-POINT SHOOTING PERCENTAGE:

36.6 (3rd in MVC/74th in NCAA)

FREE THROW PERCENTAGE:

69.3 (7th in MVC/221st in NCAA)

TURNOVERS PER GAME:

12.6 (5th in MVC/149th in NCAA)

SCORING MARGIN:

1.6 (3rd in MVC/T-161st in NCAA)

OPPONENTS' POINTS PER GAME:

65.0 (2nd in MVC/33rd in NCAA)

OPPONENTS' SHOOTING PERCENTAGE

41.1 (1st in MVC/48th in NCAA)

OPPONENTS' 3-POINT SHOOTING PERCENTAGE:

32.8 (2nd in MVC/90th in NCAA)

OPPONENTS' TURNOVERS PER GAME:

12.5 (7th in MVC/223rd in NCAA)

LAST 5 NCAA TOURNAMENT APPEARANCES:

2006 – No. 13 seed, lost in regional semifinals (Memphis) 2-1 SU, 2-1 ATS, 2-1 O/U
1996 – No. 8 seed, lost in first round (Stanford) 0-1 SU, N/A ATS, N/A O/U
1988 – No. 9 seed, lost in first round (Auburn) 0-1 SU, N/A ATS, N/A O/U
1986 – No. 7 seed, lost in second round (Louisville) 1-1 SU, N/A ATS, N/A O/U
1980 – No. 11 seed, lost in first round (Texas A&M) 0-1 SU, N/A ATS, N/A O/U

LAST 5 NCAA TOURNAMENT APPEARANCES:

RECORD AS HIGHER/LOWER SEED

Record as Favorite: 0-0 SU, 0-0 ATS, 0-0 O/U
Record as Underdog: 2-1 SU, 2-1 ATS, 2-1 O/U
Record as Pick 'em: 0-0 SU, 0-0 ATS, 0-0 O/U

RECORD AS FAVORITE/UNDERDOG

Record as Favorite: 6-3 SU, 4-5 ATS, 6-3 O/U
Record as Underdog: 1-2 SU, 1-2 ATS, 1-2 O/U
Record as Pick 'em: 0-0 SU, 0-0 ATS, 0-0 O/U

SEED RECORDS

(Seeds started in 1979)

Record as No. 7 seed: 1-1
Record as No. 8 seed: 0-1
Record as No. 9 seed: 0-1
Record as No. 11 seed: 0-1
Record as No. 13 seed: 2-1

PROJECTED STARTERS:

G – Luqman Lundy, 6-3, Sr. (4.0 ppg, 1.8 rpg, 1.8 apg)

G – Darrell Brown, 5-10, Jr. (14.7 ppg, 3.1 apg, 43.9 3pt%)

G – Dwayne Lautier-Ogunleye, 6-4, Sr. (8.6 ppg, 5.4 rpg, 39.2 3pt%)

F – Elijah Childs, 6-7, Soph. (12.2 ppg, 7.8 rpg, 1.4 bpg)

F – Luuk van Bree, 6-9, Sr. (5.7 ppg, 4.1 rpg)

TOP RESERVES:

G - Nate Kennell, 6-6, Jr. (9.4 ppg, 2.4 rpg, 40.3 3pt%)

G/F - Ja'Shon Henry, 6-6, Fr. (4.3 ppg, 2.5 rpg)

C - Koch Bar, 6-11, Jr. (5.8 ppg, 4.4 rpg, 53.6 fg%)

OUTLOOK:

It has been 13 years since Bradley appeared in the NCAA Tournament, riding center Patrick O'Bryant to upset wins over Kansas and Pitt to a Sweet 16 appearance in 2006. This edition of the Braves were also giant-killers, stunning conference champion and 2018 Final Four squad Loyola of Chicago at Arch Madness before edging Northern Iowa in the Missouri Valley title game. Childs is the go-to player for the Braves, a versatile offensive player who can get to the rim and create mismatches on the wing. Lundy, whose name is more familiar to jazz musicians than basketball aficionados as the son of the legendary Curtis Lundy, was an unexpected offensive hero with 11 points in a 4:20 span of the second half to spark Bradley's comeback in the Valley title game. Bradley played an interesting non-conference schedule, recording neutral-site wins over SMU and Penn State, but also losing at home to New Mexico. The Braves' games against the Ramblers are the closest to an NCAA Tournament-caliber team they have faced all season, but they are going to need something special to duplicate the success they had in taking two of three from last year's darlings of the NCAA Tournament.



Darrell Brown



BUFFALO BULLS

Record: (31-3) Region: West/Seed: 6

Conference: Mid-American Conference (MAC)

Bid: Automatic

Coach: Nate Oats

Coach's NCAA Tournament Record: 1-2 in 2 appearances

NCAA Tournament appearances: 4

Consecutive NCAA Tournament appearances: 2 (Last missed in 2017)

Best NCAA Tournament finish: Second Round (2018)

Final Four appearances: NONE

NCAA Tournament Record: 1-3 (.250)

NCAA Net Ranking: 15
Associated Press Poll Rank: 18
USA TODAY Poll Rank: 16

Conference Record and finish: 16-2/1st
Conference Tournament finish: Won
Record in Last 12 games: 12-0 SU, 5-7 ATS, 6-6 O/U
Record in Road and Neutral Site games: 17-3 SU, 11-8-1 ATS, 13-7 O/U
Record vs. 2019 NCAA Tournament teams: 1-1 SU, 1-1 ATS, 1-1 O/U
(Rankings are Associated Press Top 25 rankings on day of game)

12/18 – Beat Syracuse 71-59 (A) (XX)

12/21 – Lost to No. 20 Marquette 103-85 (A) (YY)

XX – ATS win, Under YX – ATS loss, Under ZX – Push, Under
XY – ATS win, Over YY – ATS loss, Over ZY – Push, Over
XZ – ATS win, Push YZ – ATS loss, Push ZZ – Push, Push

**Odds to Win It All:
85/1**

LAST 3 NCAA TOURNAMENT APPEARANCES:

2018 – No. 13 seed, lost in second round (Arizona) 1-1 SU, 1-1 ATS 1-0-1 O/U
2016 – No. 14 seed, lost in first round (Miami) 0-1 SU, 1-0 ATS, 1-0 O/U
2015 – No. 12 seed, lost in first round (West Virginia) 0-1 SU, 0-1 ATS, 0-1 O/U

LAST 3 NCAA TOURNAMENT APPEARANCES:

RECORD AS HIGHER/LOWER SEED

Higher seed: 0-0 SU, 0-0 ATS, 0-0 O/U
Lower seed: 1-3 SU, 2-2 ATS, 2-1-1 O/U
Same seed: 0-0 SU, 0-0 ATS, 0-0 O/U

RECORD AS FAVORITE/UNDERDOG

Record as Favorite: 0-0 SU, 0-0 ATS, 0-0 O/U
Record as Underdog: 1-3 SU, 2-2 ATS, 2-1-1 O/U
Record as Pick 'em: 0-0 SU, 0-0 ATS, 0-0 O/U

SEED RECORDS

(Seeds started in 1979)

Record as No. 12 seed: 0-1
Record as No. 13 seed: 1-1
Record as No. 14 seed: 0-1

POINTS PER GAME:

84.9 (1st in MAC/5th in NCAA)

SHOOTING PERCENTAGE:

46.2 (3rd in MAC/68th in NCAA)

3-POINT SHOOTING PERCENTAGE:

33.5 (5th in MAC/224th in NCAA)

FREE THROW PERCENTAGE:

69.1 (7th in MAC/229th in NCAA)

TURNOVERS PER GAME:

11.7 (3rd in MAC/T-67th in NCAA)

SCORING MARGIN:

14.4 (1st in MAC/7th in NCAA)

OPPONENTS' POINTS PER GAME:

70.5 (5th in MAC/161st in NCAA)

OPPONENTS' SHOOTING PERCENTAGE

41.8 (4th in MAC/68th in NCAA)

OPPONENTS' 3-POINT SHOOTING PERCENTAGE:

30.3 (3rd in MAC/20th in NCAA)

OPPONENTS' TURNOVERS PER GAME:

15.6 (1st in MAC/29th in NCAA)

PROJECTED STARTERS:

G – CJ Massinburg, 6-3, Sr. (18.3 ppg, 6.6 rpg, 39.6 3pt%)

G – Jeremy Harris, 6-7, Sr. (14.0 ppg, 6.1 rpg, 2.9 apg)

G – Dontay Caruthers, 6-1, Sr. (8.8 ppg, 3.3 rpg, 2.9 apg)

F – Nick Perkins, 6-8, Sr. (14.4 ppg, 7.3 rpg, 37.8 3pt%)

F – Montell McRae, 6-10, Sr. (5.8 ppg, 3.5 rpg)

TOP RESERVES:

G - Davonta Jordan, 6-2, Jr. (7.3 ppg, 3.3 rpg, 3.6 apg)

G - Jayvon Graves, 6-3, Soph. (9.9 ppg, 4.2 rpg, 37.9 3pt%)

F - Jeenathan Williams, 6-5, Fr. (3.3 ppg, 1.7 rpg)

G - Ronaldo Segu, 6-0, Fr. (2.2 ppg, 1.0 apg)

OUTLOOK:

Buffalo took the NCAA Tournament by surprise last season, pole-axing an Arizona team led by No. 1 draft pick DeAndre Ayton as a No. 13 seed. The Bulls are not going to sneak up on anyone this March, and that really does not matter because it would not be surprising to see them play in the second weekend. The watchword for Buffalo is relentless: The Bulls attack the glass with a ferocity rarely seen in college basketball and can outtough any team regardless of talent level. Massinburg is an elite scorer who has deep range and slashing abilities, and Perkins is a solid stretch forward who can consistently knock down 3-pointers. Harris is an underrated two-way player whose length is vital to Buffalo's defensive success. The bench may be young, but they have consistently contributed and do not allow much drop in energy for coach Nate Oats, who recently signed an extension to stay at Buffalo through 2024 to take away a large potential distraction during the NCAA Tournament. Buffalo should be favored in its first-round game regardless of opponent, and playing an at-large team from a high-major conference could actually prove to be a perfect opponent because those teams are usually there due to inconsistencies in effort and production. And those are two areas where the Bulls are almost always the better team. If Buffalo gets the right second-round matchup, a Sweet 16 appearance is definitely in play.



CJ Massinburg



CINCINNATI BEARCATS

Record: 28-6 Region: South/Seed: 7

Conference: American Athletic Conference (AAC)

Bid: Automatic

Coach: Mick Cronin

Coach's NCAA Tournament Record: 6-10; 6-8 in 8 appearances with Cincinnati

NCAA Tournament appearances: 33

Consecutive NCAA Tournament appearances: 9 (Last missed in 2010)

Best NCAA Tournament finish: CHAMPIONS (1961, 1962)

Final Four appearances: 6 (1959, 1960, 1961, 1962, 1963, 1992)

NCAA Tournament Record: 46-31 (.597)

NCAA Net Ranking: 25
Associated Press Poll Rank: 24
USA TODAY Poll Rank: 23

Conference Record and finish: 14-4/2nd
Conference Tournament finish: Won
Record in Last 12 games: 9-3 SU, 3-9 ATS, 4-7-1 O/U
Record in Road and Neutral Site games: 12-4 SU, 7-9 ATS, 5-10-1 O/U
Record vs. 2019 NCAA Tournament teams: 6-5 SU, 4-7 ATS, 3-7-1 O/U
(Rankings are Associated Press Top 25 rankings on day of game)

11/7 – Lost to Ohio State 64-56 (H) (YX) 2/10 – Lost to No. 12 Houston 65-58 (A) (YX)
11/13 – Beat North Carolina-Central 73-51 (H) (YX) 2/21 – Beat UCF 60-55 (H) (YX)
11/24 – Beat Ole Miss 71-57 (N) (XX) 3/7 – Lost to No. 25 UCF 58-55 (A) (YX)
12/4 – Beat Northern Kentucky 78-65 (H) (XY) 3/10 – Lost to No. 12 Houston 85-69 (H) (YY)
12/15 – Lost to No. 18 Mississippi State 70-59 (A) (YX) 3/17 – Beat No. 11 Houston 69-57 (N) (XZ)
1/27 – Beat Temple 72-68 (A) (XY)

XX – ATS win, Under YX – ATS loss, Under ZX – Push, Under
XY – ATS win, Over YY – ATS loss, Over ZY – Push, Over
XZ – ATS win, Push YZ – ATS loss, Push ZZ – Push, Push

**Odds to Win It All:
100/1**

LAST 5 NCAA TOURNAMENT APPEARANCES:

2018 – No. 2 seed, lost in second round (Nevada) 1-1 SU, 1-1 ATS, 1-1 O/U
2017 – No. 6 seed, lost in second round (UCLA) 1-1 SU, 1-1 ATS, 1-1 O/U
2016 – No. 9 seed, lost in first round (Baylor) 0-1 SU, 0-1 ATS, 1-0 O/U
2015 – No. 8 seed, lost in second round (Purdue) 1-1 SU, 1-1 ATS, 1-1 O/U
2014 – No. 5 seed, lost in first round (Harvard) 0-1 SU, 0-1 ATS, 0-1 O/U

LAST 5 NCAA TOURNAMENT APPEARANCES:

RECORD AS HIGHER/LOWER SEED

Higher seed: 3-2 SU, 2-3 ATS, 3-2 O/U
Lower seed: 0-3 SU, 1-2 ATS, 1-2 O/U
Same seed: 0-0 SU, 0-0 ATS, 0-0 O/U

RECORD AS FAVORITE/UNDERDOG

Record as Favorite: 3-3 SU, 2-4 ATS, 4-2 O/U
Record as Underdog: 0-2 SU, 1-1 ATS, 0-2 O/U
Record as Pick 'em: 0-0 SU, 0-0 ATS, 0-0 O/U

SEED RECORDS

(Seeds started in 1979)

Record as No. 1 seed: 1-1
Record as No. 2 seed: 9-5
Record as No. 3 seed: 2-2
Record as No. 4 seed: 5-2
Record as No. 5 seed: 2-2
Record as No. 6 seed: 4-3
Record as No. 7 seed: 2-2
Record as No. 8 seed: 1-3
Record as No. 9 seed: 0-1
Record as No. 10 seed: 0-1

POINTS PER GAME:

71.7 (7th in AAC/198th in NCAA)

SHOOTING PERCENTAGE:

43.2 (9th in AAC/240th in NCAA)

3-POINT SHOOTING PERCENTAGE:

35.0 (4th in AAC/145th in NCAA)

FREE THROW PERCENTAGE:

70.4 (3rd in AAC/178th in NCAA)

TURNOVERS PER GAME:

10.5 (1st in AAC/18th in NCAA)

SCORING MARGIN:

9.5 (2nd in AAC/31st in NCAA)

OPPONENTS' POINTS PER GAME:

62.2 (2nd in AAC/12th in NCAA)

OPPONENTS' SHOOTING PERCENTAGE

40.6 (3rd in AAC/32nd in NCAA)

OPPONENTS' 3-POINT SHOOTING PERCENTAGE:

35.1 (11th in AAC/226th in NCAA)

OPPONENTS' TURNOVERS PER GAME:

13.6 (6th in AAC/128th in NCAA)

PROJECTED STARTERS:

G – Jarron Cumberland, 6-5, Jr. (18.8 ppg, 4.5 rpg, 39.1 3pt%)

G – Keith Williams, 6-5, Soph. (10.1 ppg, 3.1 rpg, 1.1 spg)

G – Justin Jenifer, 5-10, Sr. (8.2 ppg, 2.9 apg, 44.5 3pt%)

F – Tre Scott, 6-8, Jr. (9.3 ppg, 6.9 rpg, 1.5 apg)

C – Nysler Brooks, 6-11, Jr. (8.0 ppg, 6.4 rpg, 1.5 bpg)

TOP RESERVES:

G - Cane Broome, 6-0, Sr. (8.3 ppg, 2.2 apg)

G - Trevor Moore, 6-5, Soph. (2.3 ppg, 1.4 rpg)

F/C - Eliel Nsoseme, 6-9, Soph. (1.3 ppg, 3.3 rpg)

G/F - Rashawn Fredericks, 6-5, Jr. (2.4 ppg, 2.3 rpg)

OUTLOOK:

Mick Cronin has made the Bearcats an NCAA Tournament fixture, but he has yet to elevate the program to a second-weekend NCAA Tournament team with just one trip to the regional semifinals in his previous eight appearances. Cincinnati has a chance to make its first visit to the Sweet 16 since 2012, but it is going to take two high-end offensive efforts from Cumberland to get there. Cincinnati had a decent non-conference schedule that included wins over NC-Central and crosstown rival Xavier, but its two biggest games were losses to Ohio State and Mississippi State. The Bearcats continue to hang their hat on a stout defense, which is again among the NCAA leaders in scoring defense. Cumberland and Jenifer comprise the bulk of Cincinnati's 3-point shooting, combining for more than 60 percent of its treys. Cumberland also facilitates the offense, but he is not a pure point guard and is prone to turnovers based on how much he handles the ball for the Bearcats. Broome is a solid scoring option off the bench, and Cincinnati has solid low-post scoring options in Scott and Brooks, a duo that does a solid job keeping opponents off the glass. Despite Cumberland's emergence as a go-to scorer, this Cincinnati team is not as good offensively as last year's team that was run out of the second round by Nevada. The Bearcats have a strong enough defense they can grind their way into ending their second-weekend drought, but Cumberland's shooting will determine if they finally get there.



Jarron Cumberland



COLGATE RAIDERS

Record: (24-10) Region: South/Seed: 15

Conference: Patriot League (Pat)

Bid: Automatic

Coach: Matt Langel

Coach's NCAA Tournament Record: First Appearance

NCAA Tournament appearances: 3

Consecutive NCAA Tournament appearances: 0 (Last appearance in 1996)

Best NCAA Tournament finish: First Round (1995, 1996)

Final Four appearances: NONE

NCAA Tournament Record: 0-2 (.000)

NCAA Net Ranking: 132
Associated Press Poll Rank: NRV
USA TODAY Poll Rank: NRV

Conference Record and finish: 13-5/T-1st
Conference Tournament finish: Won
Record in Last 12 games: 11-1 SU, 8-4 ATS, 9-3 O/U
Record in Road and Neutral Site games: 9-9 SU, 9-8-1 ATS, 9-9 O/U
Record vs. 2019 NCAA Tournament teams: 0-1 SU, 1-0 ATS, 0-1 O/U
(Rankings are Associated Press Top 25 rankings on day of game)

11/21 – Lost to Syracuse 77-56 (A) (YX)

XX – ATS win, Under	YX – ATS loss, Under	ZX – Push, Under
XY – ATS win, Over	YY – ATS loss, Over	ZY – Push, Over
XZ – ATS win, Push	YZ – ATS loss, Push	ZZ – Push, Push

**Odds to Win It All:
2000/1**

POINTS PER GAME:

75.8 (3rd in Pat/92nd in NCAA)

SHOOTING PERCENTAGE:

48.0 (2nd in Pat/27th in NCAA)

3-POINT SHOOTING PERCENTAGE:

38.8 (2nd in Pat/14th in NCAA)

FREE THROW PERCENTAGE:

74.1 (4th in Pat/62nd in NCAA)

TURNOVERS PER GAME:

13.0 (6th in Pat/182nd in NCAA)

SCORING MARGIN:

5.8 (1st in Pat/74th in NCAA)

OPPONENTS' POINTS PER GAME:

70.0 (3rd in Pat/143rd in NCAA)

OPPONENTS' SHOOTING PERCENTAGE:

43.4 (3rd in Pat/158th in NCAA)

OPPONENTS' 3-POINT SHOOTING PERCENTAGE:

33.6 (3rd in Pat/137th in NCAA)

OPPONENTS' TURNOVERS PER GAME:

12.2 (6th in Pat/255th in NCAA)

LAST 2 NCAA TOURNAMENT APPEARANCES:

1996 – No. 16 seed, lost in first round (Connecticut) 0-1 SU, N/A ATS, N/A O/U

1995 – No. 16 seed, lost in first round (Kansas) 0-1 SU, N/A ATS, N/A O/U

LAST 2 NCAA TOURNAMENT APPEARANCES:

RECORD AS HIGHER/LOWER SEED

Higher seed: 0-0 SU, 0-0 ATS, 0-0 O/U

Lower seed: 0-2 SU, N/A ATS, N/A O/U

Same seed: 0-0 SU, 0-0 ATS, 0-0 O/U

RECORD AS FAVORITE/UNDERDOG

Record as Favorite: 0-0 SU, 0-0 ATS, 0-0 O/U

Record as Underdog: 0-0 SU, 0-0 ATS, 0-0 O/U

Record as Pick 'em: 0-0 SU, 0-0 ATS, 0-0 O/U

SEED RECORDS

(Seeds started in 1979)

Record as No. 16 seed: 0-2

PROJECTED STARTERS:

G – Jordan Burns, 6-0, Soph. (15.8 ppg, 5.8 apg, 37.8 3pt%)

G – Tucker Richardson, 6-5, Fr. (8.0 ppg, 4.3 rpg, 3.8 apg, 35.9 3pt%)

F – Will Rayman, 6-8, Jr. (13.1 ppg, 6.5 rpg, 43.2 3pt%)

F – Rapolas Ivanauskas, 6-10, Soph. (16.4 ppg, 7.9 rpg, 43.4 3pt%)

C – Dana Batt, 6-9, Sr. (7.0 ppg, 3.4 rpg, 65.1 fg%)

TOP RESERVES:

G - Francisco Amiel, 6-2, Sr. (3.1 ppg, 2.0 rpg, 1.8 apg)

G - Jack Ferguson, 6-3, Soph. (7.2 ppg, 1.8 rpg, 41.5 3pt%)

F - Malcolm Regisford, 6-8, Sr. (6.6 ppg, 3.6 rpg, 67.8 fg%)

OUTLOOK:

After a 23-year hiatus, Colgate returns to the NCAA Tournament, which means there will be plenty of grainy video showing Adonal Foyle from the Raiders' last visit to the field of 64. This version, however, prefers to do its damage on the perimeter and enters the first round on an 11-game winning streak after knocking off regular-season champion Bucknell on the road in the Patriot League title game. Colgate is one of the better 3-point shooting teams in the country and can stretch opposing defenses on the perimeter as forwards Rayman and Ivanauskas are solid shooters at 6-foot-8 and 6-10, respectively. That opens up the interior for Batt, who is an effective finisher at the rim. Burns must also be respected on the 3-point arc as one of five Colgate players with at least 40 treys. Colgate played almost all of its non-conference schedule on the road, which included its annual loss to Syracuse in the Carrier Dome, but having two frontcourt players who can knockdown 3s could create some matchup issues. The Red Raiders will be hard-pressed to record their first NCAA Tournament win in school history, but an offense that averaged 81.1 points on a torrid 55.1 percent shooting clip during their 11-game winning streak must be respected.



Jordan Burns



DUKE BLUE DEVILS

Record: (29-5) Region: East/Seed: 1

Conference: Atlantic Coast Conference (ACC)

Bid: Automatic

Coach: Mike Krzyzewski

Coach's NCAA Tournament record: 94-29 in 34 appearances

NCAA Tournament appearances: 43

Consecutive NCAA Tournament appearances: 24 (Last missed in 1995)

Best NCAA Tournament finish: Champions (1991, 1992, 2001, 2010, 2015)

Final Four appearances: 16 (1964, 1966, 1978, 1986, 1988, 1989, 1990, 1991, 1992, 1994, 1999, 2000, 2001, 2004, 2010, 2015)

NCAA Tournament Record: 111-37 (.750)

NCAA Net Ranking: 3
Associated Press Poll Rank: 5
USA TODAY Poll Rank: 5

Conference Record and finish: 14-4/3rd
Conference Tournament finish: Won
Record in Last 12 games: 9-3 SU, 4-7-1 ATS, 4-8 O/U
Record in Road and Neutral Site games: 14-3 SU, 9-7-1 ATS, 5-11-1 O/U
Record vs. 2019 NCAA Tournament teams: 13-5 SU, 7-11 ATS, 7-10-1 O/U

(Rankings are Associated Press Top 25 rankings on day of game)

11/6 – beat No. 2 Kentucky (N) 118-84 (XY)	2/9 – beat No. 3 Virginia (A) 81-71 (YY)
11/20 – beat No. 8 Auburn (N) 78-72 (YX)	2/12 – beat No. 16 Louisville (A) 71-69 (YX)
11/21 – lost to No. 3 Gonzaga (N) 89-87 (YY)	2/20 – lost to No. 8 North Carolina 88-72 (H) (YX)
12/8 – beat Yale (H) 91-58 (XX)	2/23 – beat Syracuse 75-65 (A) (XX)
12/20 – beat No. 12 Texas Tech (N) 69-58 (XX)	2/26 – lost to No. 20 Virginia Tech 77-72 (A) (YY)
1/12 – beat No. 13 Florida State (A) 80-78 (YZ)	3/9 – lost to No. 3 North Carolina 79-70 (A) (YX)
1/14 – lost to Syracuse (H) 95-91 (YY)	3/14 – beat Syracuse 84-72 (N) (XY)
1/19 – beat No. 4 Virginia (H) 72-70 (YY)	3/15 – beat No. 3 North Carolina 74-73 (N) (YX)
2/2 – beat St. John's (H) 91-61 (XX)	3/16 – beat No. 12 Florida State 73-63 (N) (XX)

XX – ATS win, Under	YX – ATS loss, Under	ZX – Push, Under
XY – ATS win, Over	YY – ATS loss, Over	ZY – Push, Over
XZ – ATS win, Push	YZ – ATS loss, Push	ZZ – Push, Push

**Odds to Win It All:
11/5**

POINTS PER GAME:

83.5 (2nd in ACC/8th in NCAA)

SHOOTING PERCENTAGE:

47.7 (2nd in ACC/31st in NCAA)

3-POINT SHOOTING PERCENTAGE:

30.2 (15th in ACC/339th in NCAA)

FREE THROW PERCENTAGE:

69.0 (13th in ACC/T-260th in NCAA)

TURNOVERS PER GAME:

13.1 (10th in ACC/235th in NCAA)

SCORING MARGIN:

15.9 (2nd in ACC/4th in NCAA)

OPPONENTS' POINTS PER GAME:

67.6 (7th in ACC/72nd in NCAA)

OPPONENTS' SHOOTING PERCENTAGE

39.5 (2nd in ACC/14th in NCAA)

OPPONENTS' 3-POINT SHOOTING PERCENTAGE:

29.4 (3rd in ACC/10th in NCAA)

OPPONENTS' TURNOVERS PER GAME:

14.6 (4th in ACC/61st in NCAA)

LAST 5 NCAA TOURNAMENT APPEARANCES:

2018 – No. 2 seed, lost in regional final (Kansas) 3-1 SU, 2-2 ATS 3-1 O/U
2017 – No. 2 seed, lost in second round (South Carolina) 1-1 SU, 1-1 ATS, 1-1 O/U
2016 – No. 4 seed, lost in regional semifinal (Oregon) 2-1 SU, 1-2 ATS, 1-2 O/U
2015 – No. 1 seed, CHAMPIONS 6-0 SU, 6-0 ATS, 1-5 O/U
2014 – No. 3 seed, lost in first round (Mercer) 0-1 SU, 0-1 ATS, 1-0 O/U

LAST 5 NCAA TOURNAMENT APPEARANCES:

RECORD AS HIGHER/LOWER SEED

Higher seed: 11-2 SU, 9-4 ATS, 6-7 O/U
Lower seed: 0-2 SU, 0-2 ATS, 1-1 O/U
Same seed: 1-0 SU, 1-0 ATS, 0-1 O/U

RECORD AS FAVORITE/UNDERDOG

Record as Favorite: 11-3 SU, 9-5 ATS, 7-7 O/U
Record as Underdog: 1-1 SU, 1-1 ATS, 0-2 O/U
Record as Pick 'em: 0-0 SU, 0-0 ATS, 0-0 O/U

SEED RECORDS

(Seeds started in 1979)

Record as No. 1 seed: 51-9
Record as No. 5 seed: 2-1
Record as No. 2 seed: 30-10
Record as No. 6 seed: 0-1
Record as No. 3 seed: 9-6
Record as No. 8 seed: 0-1
Record as No. 4 seed: 2-1

PROJECTED STARTERS:

PG – Tre Jones, 6-2, Fr. (9.3 ppg, 3.8 rpg, 5.3 apg)

SG/SF – Cam Reddish, 6-8, Fr. (13.7 ppg, 3.7 rpg, 32.7 3pt%)

SG/SF – RJ Barrett, 6-7, Fr. (22.9 ppg, 7.5 rpg, 4.1 apg)

PF – Zion Williamson, 6-7, Fr. (22.1 ppg, 8.9 rpg, 2.2 spg, 69.3 fg%)

C – Marques Bolden, 6-11, Jr. (5.8 ppg, 4.7 rpg, 1.8 bpg)

TOP RESERVES:

F – Jack White, 6-7, Jr., (4.4 ppg, 5.0 rpg, 1.1 bpg)

G – Alex O’Connell, 6-6, So., (4.5 ppg, 1.8 rpg, 39.2 3pt%)

F – Javin DeLaurier, 6-10, Jr., (3.8 ppg, 4.2 rpg, 72.5 fg%)

OUTLOOK:

One of the favorites to cut down the nets in Minneapolis, Duke has been one of the best teams in the nation throughout the season. Mike Krzyzewski’s freshman-heavy starting lineup is powered by the 1-2 punch of forward Zion Williamson – the consensus favorite to be Player of the Year – and swingman RJ Barrett, who quietly leads the Blue Devils in scoring as people ooh and aah over Williamson’s freakish athleticism. Duke showed some mortality when Williamson missed five full games and most of a sixth due to a sprained knee, but as he showed in his return during the ACC tournament, there is a much, much higher ceiling for the Blue Devils when he is in the lineup compared to when he is not. The biggest concern for Duke all season long has been its perimeter shooting – if Krzyzewski does wind up cutting down the nets for the sixth time, the Blue Devils will have the worst 3-point shooting percentage of any NCAA Tournament winners. Defensively, Jones is one of the best on-ball defenders in the country, though his pass-first mentality running the offense – while completely justifiable – means he will be challenged to hit 3-pointers to prevent opponents from sagging into the paint to collapse on Williamson. Duke enters the NCAA Tournament as one of the favorites to win it all, and it is going to take a combination of an opponents’ best game and a little slip-page from the Blue Devils to knock them out.



RJ Barrett



FAIRLEIGH DICKINSON KNIGHTS

Record: (20-13) Region: West/Seed: 16

Conference: Northeast Conference (NEC)

Bid: Automatic

Coach: Greg Herenda

Coach's NCAA Tournament Record: 0-1 in 1 appearance

NCAA Tournament appearances: 6

Consecutive NCAA Tournament appearances: 0 (Last appearance in 2016)

Best NCAA Tournament finish: First Round (1985, 1988, 1998, 2005, 2016)

Final Four appearances: NONE

NCAA Tournament Record: 0-5 (.000)

NCAA Net Ranking: 203
Associated Press Poll Rank: NRV
USA TODAY Poll Rank: NRV

Conference Record and finish: 12-6/T-1st
Conference Tournament finish: Won
Record in Last 12 games: 10-2 SU, 8-4 ATS, 5-7 O/U
Record in Road and Neutral Site games: 7-9 SU, 11-5 ATS, 6-10 O/U
Record vs. 2019 NCAA Tournament teams: 0-0 SU, 0-0 ATS, 0-0 O/U
(Rankings are Associated Press Top 25 rankings on day of game)

PLAYED NO 2019 NCAA TOURNAMENT TEAMS

XX – ATS win, Under	YX – ATS loss, Under	ZX – Push, Under
XY – ATS win, Over	YY – ATS loss, Over	ZY – Push, Over
XZ – ATS win, Push	YZ – ATS loss, Push	ZZ – Push, Push

**Odds to Win It All:
5000/1**

POINTS PER GAME:

75.4 (3rd in NEC/103rd in NCAA)

SHOOTING PERCENTAGE:

47.8 (1st in NEC/30th in NCAA)

3-POINT SHOOTING PERCENTAGE:

40.4 (1st in NEC/5th in NCAA)

FREE THROW PERCENTAGE:

73.2 (4th in NEC/92nd in NCAA)

TURNOVERS PER GAME:

13.4 (5TH in NEC/222nd in NCAA)

SCORING MARGIN:

4.2 (1st in NEC/109th in NCAA)

OPPONENTS' POINTS PER GAME:

71.3 (4th in NEC/177th in NCAA)

OPPONENTS' SHOOTING PERCENTAGE

44.2 (5th in NEC/211th in NCAA)

OPPONENTS' 3-POINT SHOOTING PERCENTAGE:

34.2 (4th in NEC/184th in NCAA)

OPPONENTS' TURNOVERS PER GAME:

14.7 (2nd in NEC/59th in NCAA)

LAST 5 NCAA TOURNAMENT APPEARANCES:

2016 – No. 16 seed, lost play-in game (Florida Gulf Coast) 0-1 SU, 0-1 ATS 1-0 O/U
2005 – No. 16 seed, lost in first round (Illinois) 0-1 SU, 1-0 ATS, 0-1 O/U
1998 – No. 15 seed, lost in first round (Connecticut) 0-1 SU, 1-0 ATS, 1-0 O/U
1988 – No. 16 seed, lost in first round (Purdue) 0-1 SU, N/A ATS, N/A O/U
1985 – No. 16 seed, lost in first round (Michigan) 0-1 SU, N/A ATS, N/A O/U

LAST 3 NCAA TOURNAMENT APPEARANCES:

RECORD AS HIGHER/LOWER SEED

Higher seed: 0-0 SU, 0-0 ATS, 0-0 O/U
Lower seed: 0-2 SU, 2-0 ATS, 1-1 O/U
Same seed: 0-1 SU, 0-1 ATS, 1-0 O/U

RECORD AS FAVORITE/UNDERDOG

Record as Favorite: 0-0 SU, 0-0 ATS, 0-0 O/U
Record as Underdog: 0-3 SU, 2-1 ATS, 2-1 O/U
Record as Pick 'em: 0-0 SU, 0-0 ATS, 0-0 O/U

SEED RECORDS

(Seeds started in 1979)

Record as No. 15 seed: 0-1
Record as No. 16 seed: 0-4

PROJECTED STARTERS:

G – Darnell Edge, 6-2, Sr. (16.3 ppg, 3.6 rpg, 46.9 3pt%)

G – Jahlil Jenkins, 6-0, Soph. (13.3 ppg, 3.2 rpg, 4.6 apg)

F – Kaleb Bishop, 6-8, Jr. (9.8 ppg, 6.2 rpg, 41.8 3pt%)

F – Elyjah Williams, 6-7, Soph. (7.9 ppg, 5.4 rpg, 61.7 fg%)

F – Mike Holloway Jr., 6-8, Jr. (12.5 ppg, 5.6 rpg, 1.4 apg)

TOP RESERVES:

G - Brandon Powell, 6-2, Fr. (2.2 ppg, 1.1 rpg)

INJURED:

G - Xzavier Malone-Key, 6-4, Soph. (11.4 ppg, 3.9 rpg, 35.9 3pt%)

OUTLOOK:

Making its first NCAA Tournament in four years, FDU punched its ticket with its best-shooting game of the season in winning at regular-season NEC co-champion St. Francis of Pennsylvania. The Knights had to reconfigure themselves to a degree for the NEC tournament after losing Malone-Key to injury, and the hope is he is available at least as a reserve, which is vital considering FDU is not a very deep team. The Knights are one of the best 3-point shooting teams in the country, with Edge one of the nation's top perimeter shooters at 46.9 percent from beyond the arc. The Northeast Conference very rarely gets beyond the No. 16 seed and is often relegated to the play-in game, which could be FDU's fate. Still, they have an ability to score in bunches, which could prove beneficial in that scenario to get their crack at a No. 1 seed in the field of 64.



Darnell Edge



FLORIDA GATORS

Record: (19-15) Region: West/Seed: 10

Conference: Southeastern Conference (SEC)

Bid: At-Large

Coach: Mike White

Coach's NCAA Tournament Record: 4-2 in 2 appearances with Florida

NCAA Tournament appearances: 10

Consecutive NCAA Tournament appearances: 3 (Last missed in 2016)

Best NCAA Tournament finish: CHAMPIONS (2006, 2007)

Final Four appearances: 5 (1994, 2000, 2006, 2007, 2014)

NCAA Tournament Record: 47-19 (.712)

NCAA Net Ranking: 31
Associated Press Poll Rank: NRV
USA TODAY Poll Rank: NRV

Conference Record and finish: 9-9/8th
Conference Tournament finish: Lost in semifinals
Record in Last 12 games: 7-5 SU, 7-5 ATS, 3-9 O/U
Record in Road and Neutral Site games: 10-9 SU, 13-6 ATS, 3-16 O/U
Record vs. 2019 NCAA Tournament teams: 4-11 SU, 5-10 ATS, 6-9 O/U

(Rankings are Associated Press Top 25 rankings on day of game)

11/6 – Lost to No. 17 Florida State 81-60 (A) (YX) 2/9 – Lost to No. 1 Tennessee 73-61 (A) (YX)
11/21 – Lost to Oklahoma 65-60 (N) (YX) 2/16 – Beat Alabama 71-53 (A) (XX)
12/8 – Lost to No. 10 Michigan State 63-59 (H) (YX) 2/20 – Beat No. 13 LSU 82-77 (A) (XY)
1/12 – Lost to No. 3 Tennessee 78-67 (H) (YY) 3/6 – Lost to No. 10 LSU 79-78 (H) (YY)
1/15 – Lost to No. 24 Mississippi State 71-68 (A) (YY) 3/9 – Lost to No. 6 Kentucky 66-57 (A) (XX)
1/30 – Beat Ole Miss 90-86 (H) (YY) 3/15 – Beat No. 9 LSU 76-73 (N) (XY)
2/2 – Lost to No. 7 Kentucky 65-54 (H) (YX) 3/16 – Lost to No. 22 Auburn 65-62 (N) (XX)
2/5 – Lost to Auburn 76-62 (A) (YX)

XX – ATS win, Under YX – ATS loss, Under ZX – Push, Under
XY – ATS win, Over YY – ATS loss, Over ZY – Push, Over
XZ – ATS win, Push YZ – ATS loss, Push ZZ – Push, Push

**Odds to Win It All:
200/1**

POINTS PER GAME:

68.3 (12th in SEC/281st in NCAA)

SHOOTING PERCENTAGE:

42.7 (12th in SEC/269th in NCAA)

3-POINT SHOOTING PERCENTAGE:

33.5 (10th in SEC/230th in NCAA)

FREE THROW PERCENTAGE:

71.8 (5th in SEC/133rd in NCAA)

TURNOVERS PER GAME:

11.8 (2nd in SEC/71st in NCAA)

SCORING MARGIN:

4.7 (6th in SEC/101st in NCAA)

OPPONENTS' POINTS PER GAME:

63.6 (1st in SEC/21st in NCAA)

OPPONENTS' SHOOTING PERCENTAGE

42.3 (5th in SEC/92nd in NCAA)

OPPONENTS' 3-POINT SHOOTING PERCENTAGE:

32.0 (2nd in SEC/59th in NCAA)

OPPONENTS' TURNOVERS PER GAME:

14.8 (5th in SEC/56th in NCAA)

LAST 5 NCAA TOURNAMENT APPEARANCES:

2018 – No. 6 seed, lost in second round (Texas Tech) 1-1 SU, 1-1 ATS 1-1 O/U
2017 – No. 4 seed, lost in regional final (South Carolina) 3-1 SU, 2-1-1 ATS, 2-2 O/U
2014 – No. 1 seed, lost in National Semifinals (Connecticut) 4-1 SU, 2-3 ATS, 2-3 O/U
2013 – No. 3 seed, lost in regional final (Michigan) 3-1 SU, 2-2 ATS, 2-2 O/U
2012 – No. 7 seed, lost in regional final (Louisville) 3-1 SU, 3-1 ATS, 1-3 O/U

LAST 5 NCAA TOURNAMENT APPEARANCES:

RECORD AS HIGHER/LOWER SEED

Higher seed: 13-4 SU, 9-7-1 ATS, 7-10 O/U
Lower seed: 1-1 SU, 1-1 ATS, 1-1 O/U
Same seed: 0-0 SU, 0-0 ATS, 0-0 O/U

RECORD AS FAVORITE/UNDERDOG

Record as Favorite: 13-4 SU, 9-7-1 ATS, 7-10 O/U
Record as Underdog: 1-1 SU, 1-1 ATS, 1-1 O/U
Record as Pick 'em: 0-0 SU, 0-0 ATS, 0-0 O/U

SEED RECORDS

(Seeds started in 1979)

Record as No. 1 seed: 10-1
Record as No. 2 seed: 4-2
Record as No. 3 seed: 14-3
Record as No. 4 seed: 4-2
Record as No. 5 seed: 5-3
Record as No. 6 seed: 6-4
Record as No. 7 seed: 3-2
Record as No. 10 seed: 0-2

PROJECTED STARTERS:

G – Andrew Nembhard, 6-5, Fr. (8.1 ppg, 5.3 apg, 34.3 3pt%)

G – KeVaughn Allen, 6-2, Sr. (12.0 ppg, 2.8 rpg, 2.1 apg)

G – Noah Locke, 6-3, Fr. (9.6 ppg, 2.4 rpg, 38.2 3pt%)

F – Keyontae Johnson, 6-5, Fr. (8.1 ppg, 6.2 rpg, 1.3 apg)

C – Kevarrus Hayes, 6-9, Sr. (8.1 ppg, 6.3 rpg, 67.1 fg%)

TOP RESERVES:

G - Jalen Hudson, 6-6, Sr. (9.0 ppg, 2.9 rpg)

F - Dontay Bassett, 6-9, Soph. (2.7 ppg, 2.2 rpg)

F - Isaiah Stokes, 6-8, Fr. (2.7 ppg, 1.0 rpg)

G - Deaundrae Ballard, 6-5, Soph. (4.6 ppg, 1.7 rpg)

INJURED:

F - Keith Stone, 6-8, Jr. (6.1 ppg, 3.9 rpg)

OUTLOOK:

The Gators are not the most aesthetically pleasing team in the NCAA Tournament, but their practically unmatched wealth of March experience and defensive stickyness means they will be a tough out in the first round. While Nembhard may not have put up the gaudy numbers expected of a highly touted freshman, he has been mostly effective running Florida's offense. The problem for the Gators, though, is they are not a good offensive unit and prone to lengthy scoring droughts. White has tried just about everything to get Allen going and has been met with mixed success in that regards. Hudson has embraced his role as a sixth man, and the kiddie corps of Locke and Johnson have grown into their roles as the season progressed. Florida got into the NCAA Tournament largely on the strength of its two wins over LSU - its only two over 10 ranked opponents in 2018-19. The Gators play tough defense, which means they will be in every game they play, but the possibility of them enduring multiple scoring droughts in their first-round game makes them hard-pressed to see them playing in the second weekend for a fifth time in their last six NCAA Tournament appearances.



KeVaughn Allen



FLORIDA STATE SEMINOLES

Record: (27-7) Region: West/Seed: 4

Conference: Atlantic Coast Conference (ACC)

Bid: At-Large

Coach: Leonard Hamilton

Coach's NCAA Tournament record: 10-10; 7-6 in 6 appearances with Florida State

NCAA Tournament appearances: 17

Consecutive NCAA Tournament appearances: 3 (Last missed in 2016)

Best NCAA Tournament finish: Runner-up (1972)

Final Four appearances: 1 (1972)

NCAA Tournament Record: 19-16 (.543)

NCAA Net Ranking: 16
Associated Press Poll Rank: 12
USA TODAY Poll Rank: 13

Conference Record and finish: 13-5/4th
Conference Tournament finish: Lost in final
Record in Last 12 games: 10-2 SU, 7-5 ATS, 5-7 O/U
Record in Road and Neutral Site games: 12-6 SU, 10-7-1 ATS, 6-12 O/U
Record vs. 2019 NCAA Tournament teams: 9-5 SU, 8-5-1 ATS, 6-7-1 O/U
(Rankings are Associated Press Top 25 rankings on day of game)

11/6 – Beat Florida 81-60 (XX)	2/5 – Beat Syracuse 80-62 (A) (XY)
11/23 – Beat No. 19 LSU 79-76 (N) (ZY)	2/9 – Beat No. 16 Louisville 80-75 (H) (XY)
11/25 – Lost to Villanova 66-60 (N) (YX)	2/23 – Lost to No. 8 North Carolina 77-59 (A) (YX)
11/28 – Beat No. 19 Purdue 73-72 (H) (YX)	3/5 – Beat No. 15 Virginia Tech 73-64 (H) (XY)
12/22 – Beat Saint Louis 81-59 (N) (XY)	3/14 – Beat No. 15 Virginia Tech 65-63 (N) (XX)
1/5 – Lost to No. 4 Virginia 65-52 (A) (YX)	3/15 – Beat No. 2 Virginia 69-59 (N) (XY)
1/12 – Lost to No. 1 Duke 80-78 (H) (XZ)	3/16 – Lost to No. 5 Duke 73-63 (N) (YX)

XX – ATS win, Under	YX – ATS loss, Under	ZX – Push, Under
XY – ATS win, Over	YY – ATS loss, Over	ZY – Push, Over
XZ – ATS win, Push	YZ – ATS loss, Push	ZZ – Push, Push

**Odds to Win It All:
30/1**

POINTS PER GAME:

74.9 (4th in ACC/112th in NCAA)

SHOOTING PERCENTAGE:

44.3 (7th in ACC/180th in NCAA)

3-POINT SHOOTING PERCENTAGE:

33.6 (6th in ACC/223rd in NCAA)

FREE THROW PERCENTAGE:

74.1 (6th in ACC/66th in NCAA)

TURNOVERS PER GAME:

13.5 (13th in ACC/T-235th in NCAA)

SCORING MARGIN:

7.8 (6th in ACC/T-49th in NCAA)

OPPONENTS' POINTS PER GAME:

67.1 (6th in ACC/63rd in NCAA)

OPPONENTS' SHOOTING PERCENTAGE

40.9 (9th in ACC/39th in NCAA)

OPPONENTS' 3-POINT SHOOTING PERCENTAGE:

32.6 (8th in ACC/80th in NCAA)

OPPONENTS' TURNOVERS PER GAME:

14.3 (5th in ACC/79th in NCAA)

LAST 5 NCAA TOURNAMENT APPEARANCES:

2018 – No. 9 seed, lost in regional final (Michigan) 3-1 SU, 3-0-1 ATS, 0-4 O/U
2017 – No. 3 seed, lost in second round (Xavier) 1-1 SU, 0-2 ATS, 2-0 O/U
2012 – No. 3 seed, lost in second round (Cincinnati) 1-1 SU, 0-2 ATS, 0-2 O/U
2011 – No. 10 seed, lost in regional semifinal (VCU) 2-1 SU, 2-1 ATS, 1-2 O/U
2010 – No. 9 seed, lost in first round (Gonzaga) 0-1 SU, 0-1 ATS, 0-1 O/U

LAST 5 NCAA TOURNAMENT APPEARANCES:

RECORD AS HIGHER/LOWER SEED

Higher seed: 2-3 SU, 0-5 ATS, 3-2 O/U
Lower seed: 5-2 SU, 5-1-1 ATS, 0-7 O/U
Same seed: 0-0 SU, 0-0 ATS, 0-0 O/U

RECORD AS FAVORITE/UNDERDOG

Record as Favorite: 3-5 SU, 2-6 ATS, 3-5 O/U
Record as Underdog: 3-1 SU, 3-0-1 ATS, 0-4 O/U
Record as Pick 'em: 0-0 SU, 0-0 ATS, 0-0 O/U

SEED RECORDS

(Seeds started in 1979)

Record as No. 3 seed: 6-5
Record as No. 8 seed: 1-1
Record as No. 4 seed: 0-1
Record as No. 9 seed: 3-2
Record as No. 5 seed: 0-1
Record as No. 10 seed: 2-1
Record as No. 7 seed: 1-1
Record as No. 12 seed: 1-2

PROJECTED STARTERS:

G – Trent Forrest, 6-4, Jr. (9.1 ppg, 4.8 rpg, 3.9 apg)
G – Terance Mann, 6-7, Sr. (11.2 ppg, 6.4 rpg, 42.3 3pt%)
G – M.J. Walker, 6-5 Soph. (7.8 ppg, 2.1 rpg)
F – Phil Cofer, 6-8, Sr. (7.4 ppg, 3.5 rpg, 34.9 3pt%)
F – Christ Koumadje, 7-4, Sr. (6.6 ppg, 5.6 rpg, 1.5 bpg)

TOP RESERVES:

F – Mfiondu Kabengele, 6-10, Soph. (12.9 ppg, 5.7)
G – David Nichols, 6-1, Sr. (6.4 ppg, 1.6 rpg, 1.7 apg)
G – PJ Savoy, 6-4, Sr. (6.0 ppg, 1.3 rpg)
F – Raiquan Gray, 6-8, Fr. (3.7 ppg, 2.2 rpg)
G – Anthony Polite, 6-6, Fr. (2.6 ppg, 1.6 rpg)
G/F – Devin Vassell, 6-6, Fr. (4.7 ppg, 1.5 rpg, 43.9 3pt%)

OUTLOOK:

Having their status as trendy Final Four dark horse cemented by knocking off regular season co-champion Virginia in the ACC tournament semifinals, the Seminoles are looking to take that final step which eluded them last year in the regional final. Leonard Hamilton has always had a distinct look for his Florida State teams – extremely long and extremely athletic – and he has added some scoring punch into this mix in the inside-outside combination of Kabengele, Mann, and Walker. Cofer missed the early part of the season through injury and has been 100 percent only for the last 12-15 games, and the difference in Florida State's quality is readily apparent. The Seminoles are one of the few teams that has the size and depth to match Duke and Gonzaga, with the Blue Devils needing a buzzer-beating jumper to beat them in the regular season and struggling to knock them off in the ACC tournament final. Florida State is still an iffy 3-point shooting team, which means teams will dare the Seminoles to shoot over them, but Mann's slashing ability also gives them someone who can get his own shot off the dribble – a vital quality in March. Florida State is clearly capable of reaching the Final Four and its status as title darkhorse is completely justified.



Terance Mann



GARDNER-WEBB BULLDOGS

Record: (23-11) Region: South/Seed: 16

Conference: Big South Conference (Big South)

Bid: Automatic

Coach: Tim Craft

Coach's NCAA Tournament Record: First appearance

NCAA Tournament appearances: 1

Consecutive NCAA Tournament appearances: 0 (First Appearance)

Best NCAA Tournament finish: First Round (2019)

Final Four appearances: None

NCAA Tournament Record: 0-0 (.000)

NCAA Net Ranking: 173
Associated Press Poll Rank: NRV
USA TODAY Poll Rank: NRV

Conference Record and finish: 10-6/T-3rd
Conference Tournament finish: Won
Record in Last 12 games: 10-2 SU, 8-4 ATS, 7-5 O/U
Record in Road and Neutral Site games: 10-11 SU, 12-9 ATS, 12-9 O/U
Record vs. 2019 NCAA Tournament teams: 0-2 SU, 1-1 ATS, 0-2 O/U
(Rankings are Associated Press Top 25 rankings on day of game)

Nov. 6 – Lost to VCU 69-57 (A) (XX)

Nov. 9 – Lost to No. 15 Virginia Tech 87-59 (A) (YX)

XX – ATS win, Under	YX – ATS loss, Under	ZX – Push, Under
XY – ATS win, Over	YY – ATS loss, Over	ZY – Push, Over
XZ – ATS win, Push	YZ – ATS loss, Push	ZZ – Push, Push

**Odds to Win It All:
5000/1**

POINTS PER GAME:

78.3 (4th in Big South/50th in NCAA)

SHOOTING PERCENTAGE:

48.8 (2nd in Big South/13th in NCAA)

3-POINT SHOOTING PERCENTAGE:

39.1 (1st in Big South/12th in NCAA)

FREE THROW PERCENTAGE:

71.1 (9th in Big South/161st in NCAA)

TURNOVERS PER GAME:

11.5 (5th in Big South/54th in NCAA)

SCORING MARGIN:

7.8 (1st in Big South/T-50th in NCAA)

OPPONENTS' POINTS PER GAME:

70.5 (6th in Big South/160th in NCAA)

OPPONENTS' SHOOTING PERCENTAGE

41.2 (2nd in Big South/50th in NCAA)

OPPONENTS' 3-POINT SHOOTING PERCENTAGE:

32.7 (1st in Big South/82nd in NCAA)

OPPONENTS' TURNOVERS PER GAME:

13.3 (2nd in Big South/T-145th in NCAA)

LAST 5 NCAA TOURNAMENT APPEARANCES:
NO PREVIOUS NCAA TOURNAMENT APPEARANCE

LAST 5 NCAA TOURNAMENT APPEARANCES:

RECORD AS HIGHER/LOWER SEED

Higher seed: 0-0 SU, 0-0 ATS, 0-0 O/U
Lower seed: 0-0 SU, 0-0 ATS, 0-0 O/U
Same seed: 0-0 SU, 0-0 ATS, 0-0 O/U

RECORD AS FAVORITE/UNDERDOG

Record as Favorite: 0-0 SU, 0-0 ATS, 0-0 O/U
Record as Underdog: 0-0 SU, 0-0 ATS, 0-0 O/U
Record as Pick 'em: 0-0 SU, 0-0 ATS, 0-0 O/U

SEED RECORDS

(Seeds started in 1979)

NO SEED RECORDS

PROJECTED STARTERS:

G/F – Jose Perez, 6-5, Fr. (15.0 ppg, 5.8 rpg, 36.8 3pt%)
G – Nate Johnson, 6-4, Soph. (9.8 ppg, 3.9 rpg, 39.2 3pt%)
G – Jaheam Cornwall, 6-0, Soph. (6.3 ppg, 2.8 rpg, 40.0 3pt%)
G – David Efanayi, 6-2, Sr. (18.4 ppg, 3.7 rpg, 41.4 3pt%)
F – DJ Laster, 6-6, Sr. (13.7 ppg, 5.5 rpg, 56.0 fg%)

TOP RESERVES:

F - Eric Jamison Jr., 6-6, Jr. (7.1 ppg, 4.3 rpg, 59.4 fg%)
G - Christian Turner, 5-10, Sr. (3.0 ppg, 2.3 rpg)
C - Brandon Miller, 6-6, Sr. (2.2 ppg, 1.9 rpg)

OUTLOOK:

While their first NCAA Tournament appearance could end with them not even reaching the field of 64 proper as one of the 16 seeds expected to be in the play-in game, the Bulldogs earned their way into the field by beating the top two teams in the final two rounds of the Big South tournament. Forward DJ Laster powered Gardner-Webb in the championship game, scoring a career-high 32 points on 14-of-17 shooting. The Bulldogs are one of the better-shooting teams in the country – both inside and outside the arc – as Laster and Efanayi power the Bulldogs in each respective area. Gardner-Webb played its first eight games at either road or neutral sites, and its three games against NCAA Tournament opponents came in its first three contests of 2018-19.



DJ Laster



GEORGIA STATE PANTHERS

Record: (24-9) Region: Midwest/Seed: 14

Conference: Sun Belt Conference (SBelt)

Bid: Automatic

Coach: Ron Hunter

Coach's NCAA Tournament Record: 1-3; 1-2 in 2 appearances with Georgia State

NCAA Tournament appearances: 5

Consecutive NCAA Tournament appearances: 2 (Last missed in 2017)

Best NCAA Tournament finish: Second Round (2001, 2015)

Final Four appearances: NONE

NCAA Tournament Record: 2-4 (.333)

NCAA Net Ranking: 121
Associated Press Poll Rank: NRV
USA TODAY Poll Rank: NRV

Conference Record and finish: 13-5/1st
Conference Tournament finish: Won
Record in Last 12 games: 9-3 SU, 8-3-1 ATS, 6-6 O/U
Record in Road and Neutral Site games: 11-8 SU, 11-8 ATS, 10-9 O/U
Record vs. 2019 NCAA Tournament teams: 0-3 SU, 1-2 ATS, 1-2 O/U
(Rankings are Associated Press Top 25 rankings on day of game)

11/9 – Lost to Montana 81-74 (A) (XY)
12/1 – Lost to Liberty 78-52 (A) (YX)
12/15 – Lost to No. 25 Kansas State 71-59 (A) (XX)

XX – ATS win, Under YX – ATS loss, Under ZX – Push, Under
XY – ATS win, Over YY – ATS loss, Over ZY – Push, Over
XZ – ATS win, Push YZ – ATS loss, Push ZZ – Push, Push

**Odds to Win It All:
1000/1**

LAST 4 NCAA TOURNAMENT APPEARANCES:

2018 – No. 15 seed, lost in first round (Cincinnati) 0-1 SU, 0-1 ATS 0-1 O/U
2015 – No. 14 seed, lost in second round (Xavier) 1-1 SU, 1-1 ATS, 1-1 O/U
2001 – No. 11 seed, lost in second round (Maryland) 1-1 SU, 1-1 ATS, 0-2 O/U
1991 – No. 16 seed, lost in first round (Arkansas) 0-1 SU, N/A ATS, N/A O/U

LAST 3 NCAA TOURNAMENT APPEARANCES:

RECORD AS HIGHER/LOWER SEED

Higher seed: 0-0 SU, 0-0 ATS, 0-0 O/U
Lower seed: 2-3 SU, 2-3 ATS, 1-4 O/U
Same seed: 0-0 SU, 0-0 ATS, 0-0 O/U

RECORD AS FAVORITE/UNDERDOG

Record as Favorite: 0-0 SU, 0-0 ATS, 0-0 O/U
Record as Underdog: 2-3 SU, 2-3 ATS, 2-3 O/U
Record as Pick 'em: 0-0 SU, 0-0 ATS, 0-0 O/U

SEED RECORDS

(Seeds started in 1979)

Record as No. 11 seed: 1-1
Record as No. 14 seed: 1-1
Record as No. 15 seed: 0-1
Record as No. 16 seed: 0-1

POINTS PER GAME:

77.1 (5th in SBelt/66th in NCAA)

SHOOTING PERCENTAGE:

46.4 (3rd in SBelt/64th in NCAA)

3-POINT SHOOTING PERCENTAGE:

38.8 (2nd in SBelt/17th in NCAA)

FREE THROW PERCENTAGE:

66.3 (11th in SBelt/317th in NCAA)

TURNOVERS PER GAME:

11.6 (2nd in SBelt/63rd in NCAA)

SCORING MARGIN:

4.1 (3rd in SBelt/112th in NCAA)

OPPONENTS' POINTS PER GAME:

72.9 (4th in SBelt/T-217th in NCAA)

OPPONENTS' SHOOTING PERCENTAGE

42.2 (2nd in SBelt/87th in NCAA)

OPPONENTS' 3-POINT SHOOTING PERCENTAGE:

33.0 (5th in SBelt/103rd in NCAA)

OPPONENTS' TURNOVERS PER GAME:

15.2 (3rd in SBelt/42nd in NCAA)

PROJECTED STARTERS:

G – Kane Williams, 6-3, Soph. (11.3 ppg, 3.2 rpg, 3.6 apg)

G – D’Marcus Simonds, 6-3, Jr. (18.4 ppg, 5.0 rpg, 3.7 apg)

G – Damon Wilson, 6-5, Sr. (5.4 ppg, 3.1 rpg, 46.8 3pt%)

F – Malik Benlevi, 6-6, Sr. (12.1 ppg, 5.8 rpg, 41.8 3pt%)

F – Jeff Thomas, 6-5, Sr. (11.7 ppg, 4.5 rpg, 40.7 3pt%)

TOP RESERVES:

G - Devin Mitchell, 6-4, Sr. (12.2 ppg, 1.9 rpg, 42.9 3pt%)

G - Nelson Phillips, 6-4, Fr. (5.2 ppg, 3.3 rpg)

F - Jordan Tyson, 6-9, Sr. (2.6 ppg, 2.5 rpg)

OUTLOOK:

Small-conference schools have reinvented themselves as perimeter-oriented teams to help compensate for the lack of size and talent in recent years, and Georgia State is no different as it returns to the NCAA Tournament for the second straight year. The Panthers won the Sun Belt outright with four players who made at least 55 3-pointers. While Simonds was the one who made “only” 55, he is the team’s leading scorer and go-to player when Georgia State needs a bucket. Benlevi, Thomas and Mitchell all must be picked up beyond the arc, with Mitchell serving as one of the nation’s best sixth men. Georgia State is more than willing to get in an up-and-down game and has fast hands defensively, forcing more than 15 turnovers per game. The Panthers will likely be seeded higher than the 15 they were awarded last year, but it is more about the matchup for Hunter’s team. If Georgia State gets a team willing to run, it could speed the tempo further and use its perimeter prowess to spring a first-round upset for the second time in four years.



D’Marcus Simonds



GONZAGA BULLDOGS

Record: (30-3) Region: West /Seed: 1

Conference: West Coast Conference (WCC)

Bid: At-large

Coach: Mark Few

Coach's NCAA Tournament Record: 28-19 in 19 appearances

NCAA Tournament appearances: 22

Consecutive NCAA Tournament appearances: 21 (Last missed in 1998)

Best NCAA Tournament finish: Runners-up (2017)

Final Four appearances: 1 (2017)

NCAA Tournament Record: 31-21 (.596)

NCAA Net Ranking: 2
Associated Press Poll Rank: 1
USA TODAY Poll Rank: 1

Conference Record and finish: 16-0/1st
Conference Tournament finish: Lost in final
Record in Last 12 games: 11-1 SU, 6-6 ATS, 6-6 O/U
Record in Road and Neutral Site games: 13-3 SU, 8-8 ATS, 8-8 O/U
Record vs. 2019 NCAA Tournament teams: 5-3 SU, 4-4 ATS, 3-5 O/U
(Rankings are Associated Press Top 25 rankings on day of game)

11/21 – Beat No. 1 Duke 89-87 (N) (XY) 3/2 – Beat Saint Mary's 69-55 (A) (XX)
11/26 – Beat North Dakota State 102-60 (H) (XY) 3/12 – Lost to Saint Mary's 60-47 (N) (YX)
12/5 – Beat Washington 81-79 (H) (YX)
12/9 – Lost to No. 7 Tennessee 76-73 (N) (YX)
12/15 – Lost to No. 12 North Carolina 103-90 (A) (YY)
2/9 – Beat Saint Mary's 94-46 (H) (XX)

XX – ATS win, Under YX – ATS loss, Under ZX – Push, Under
XY – ATS win, Over YY – ATS loss, Over ZY – Push, Over
XZ – ATS win, Push YZ – ATS loss, Push ZZ – Push, Push

Odds to Win It All:
5/1

POINTS PER GAME:
88.8 (1st in WCC/1st in NCAA)

SHOOTING PERCENTAGE:
53.2 (1st in WCC/1st in NCAA)

3-POINT SHOOTING PERCENTAGE:
36.5 (3rd in WCC/76th in NCAA)

FREE THROW PERCENTAGE:
76.7 (1st in WCC/15th in NCAA)

TURNOVERS PER GAME:
10.4 (2nd in WCC/16th in NCAA)

SCORING MARGIN:
23.8 (1st in WCC/1st in NCAA)

OPPONENTS' POINTS PER GAME:
65.1 (2nd in WCC/34th in NCAA)

OPPONENTS' SHOOTING PERCENTAGE:
38.9 (1st in WCC/8th in NCAA)

OPPONENTS' 3-POINT SHOOTING PERCENTAGE:
30.9 (1st in WCC/27th in NCAA)

OPPONENTS' TURNOVERS PER GAME:
13.5 (3rd in WCC/132nd h in NCAA)

LAST 5 NCAA TOURNAMENT APPEARANCES:

2018 – No. 4 seed, lost in regional semifinals (Florida State) 2-1 SU, 1-2 ATS, 1-2 O/U
2017 – No. 1 seed, lost in National Championship (North Carolina) 5-1 SU, 1-4-1 ATS, 2-4 O/U
2016 – No. 6 seed, lost in regional semifinals (Syracuse) 2-1 SU, 2-1 ATS, 1-2 O/U
2015 – No. 2 seed, lost in regional final (Duke) 3-1 SU, 2-2 ATS, 2-2 O/U
2014 – No. 8 seed, lost in second round (Arizona) 1-1 SU, 1-1 ATS, 2-0 O/U

LAST 5 NCAA TOURNAMENT APPEARANCES:

RECORD AS HIGHER/LOWER SEED

Higher seed: 11-3 SU, 6-7-1 ATS, 6-8 O/U
Lower seed: 1-2 SU, 1-2 ATS, 2-1 O/U
Same seed: 0-1 SU, 0-1 ATS, 0-1 O/U

RECORD AS FAVORITE/UNDERDOG

Record as Favorite: 12-2 SU, 6-7-1 ATS, 6-8 O/U
Record as Underdog: 1-3 SU, 1-3 ATS, 2-2 O/U
Record as Pick 'em: 0-0 SU, 0-0 ATS, 0-0 O/U

SEED RECORDS

(Seeds started in 1979)

Record as No. 1 seed: 6-2
Record as No. 2 seed: 4-2
Record as No. 3 seed: 3-2
Record as No. 4 seed: 4-2
Record as No. 6 seed: 2-2
Record as No. 7 seed: 1-2
Record as No. 8 seed: 2-2
Record as No. 9 seed: 1-1
Record as No. 10 seed: 5-3
Record as No. 11 seed: 1-1
Record as No. 12 seed: 2-1
Record as No. 14 seed: 0-1

PROJECTED STARTERS:

G – Josh Perkins, 6-3, Sr. (11.0 ppg, 6.5 apg, 37.6 3pt%)

G – Zach Norvell Jr., 6-5, Soph. (15.7 ppg, 4.3 rpg, 38.6 3pt%)

F – Rui Hachimura, 6-8, Jr. (20.6 ppg, 6.7 rpg, 61.3 fg%)

F – Brandon Clarke, 6-8, Jr. (16.6 ppg, 8.5 rpg, 68.8 fg%)

F – Corey Kispert, 6-6, Soph. (8.2 ppg, 4.0 rpg, 1.1 apg)

TOP RESERVES:

F – Filip Petrushev, 6-11, Fr. (6.4 ppg, 2.7 rpg, 54.5 fg%)

G – Geno Crandall, 6-3, Sr. (5.6 ppg, 1.9 rpg, 2.2 apg)

F – Jeremy Jones, 6-7, Sr. (3.3 ppg, 3.5 rpg)

F – Killian Tillie, 6-10, Jr. (6.0 ppg, 4.2 rpg, 1.6 apg)

OUTLOOK:

One of the favorites to win the NCAA Tournament, Gonzaga played itself off the No. 1 seed line with its surprising loss to Saint Mary's in the WCC championship game. In a perfect world, that should not have occurred given the Bulldogs handed Duke its lone loss at full strength while playing without Tillie, but they were at such a level above the rest of the WCC that running the table in conference play was not considered an impressive feat. Still, Gonzaga has elite talent at multiple positions and multiple future NBA pros. It starts with Hachimura, who can get to the rim on any matchup and is a highly efficient scorer whose ceiling has yet to be scratched. Hachimura and Clarke are a dynamic frontcourt duo that not only score consistently but are good at finding better shots when presented with good ones. The backcourt tandem of Perkins and Norvell are solid playmakers and perimeter shooters, with Norvell capable of getting 25 in any given game. Add Tillie, who missed a good portion of the season with injuries just now at 100 percent and being a team player coming off the bench to provide rebounding first and scoring second, and you have a team capable of reaching its second Final Four in three years. There are few weaknesses on Gonzaga, which lost at North Carolina to a Tar Heels team that ran better offense and to the Gaels on an off-shooting night from the perimeter. The latter is going to have to happen again for the Bulldogs to fail to get to Minneapolis, but it seems unlikely given how much better they were running their halfcourt sets most of the season.



Rui Hachimura



HOUSTON COUGARS

Record: (31-3) Region: Midwest /Seed: 3

Conference: American Athletic Conference (AAC)

Bid: At-large

Coach: Kelvin Sampson

Coach's NCAA Tournament Record: 14-15; 1-1 in 1 appearance with Houston

NCAA Tournament appearances: 21

Consecutive NCAA Tournament appearances: 2 (Last missed in 2017)

Best NCAA Tournament finish: Runners-up (1983, 1984)

Final Four appearances: 5 (1967, 1968, 1982, 1983, 1984)

NCAA Tournament Record: 27-25 (.519)

NCAA Net Ranking: 4
Associated Press Poll Rank: 11
USA TODAY Poll Rank: 10

Conference Record and finish: 16-2/1st
Conference Tournament finish: Lost in final
Record in Last 12 games: 10-2 SU, 7-5 ATS, 4-7-1 O/U
Record in Road and Neutral Site games: 12-2 SU, 10-4 ATS, 5-8-1 O/U
Record vs. 2019 NCAA Tournament teams: 8-3 SU, 6-5 ATS, 5-5-1 O/U
(Rankings are Associated Press Top 25 rankings on day of game)

12/1 – Beat No. 18 Oregon 65-61 (H) (XX)	2/7 – Beat UCF 77-68 (A) (XY)
12/12 – Beat LSU 82-76 (H) (XY)	2/10 – Beat No. 25 Cincinnati 65-58 (H) (XX)
12/16 – Beat Saint Louis 68-64 (H) (YY)	3/2 – Lost to UCF 69-64 (H) (YX)
12/20 – Beat Utah State 60-50 (H) (XX)	3/10 – Beat No. 20 Cincinnati 85-69 (A) (XY)
1/9 – Lost to Temple 73-69 (A) (YY)	3/17 – Lost to No. 24 Cincinnati 69-57 (N) (YZ)
1/31 – Beat Temple 73-66 (H) (YX)	

XX – ATS win, Under	YX – ATS loss, Under	ZX – Push, Under
XY – ATS win, Over	YY – ATS loss, Over	ZY – Push, Over
XZ – ATS win, Push	YZ – ATS loss, Push	ZZ – Push, Push

**Odds to Win It All:
30/1**

POINTS PER GAME:

75.6 (2nd in AAC/98th in NCAA)

SHOOTING PERCENTAGE:

44.4 (4th in AAC/173rd in NCAA)

3-POINT SHOOTING PERCENTAGE:

35.9 (1st in AAC/102nd in NCAA)

FREE THROW PERCENTAGE:

70.2 (5th in AAC/190th in NCAA)

TURNOVERS PER GAME:

11.4 (5th in AAC/46th in NCAA)

SCORING MARGIN:

14.4 (1st in AAC/8th in NCAA)

OPPONENTS' POINTS PER GAME:

61.2 (1st in AAC/8th in NCAA)

OPPONENTS' SHOOTING PERCENTAGE

36.7 (1st in AAC/1st in NCAA)

OPPONENTS' 3-POINT SHOOTING PERCENTAGE:

27.6 (1st in AAC/2nd in NCAA)

OPPONENTS' TURNOVERS PER GAME:

12.3 (8th in AAC/243rd in NCAA)

LAST 5 NCAA TOURNAMENT APPEARANCES:

2018 – No. 6 seed, lost in second round (Michigan) 1-1 SU, 1-1 ATS, 0-2 O/U
2010 – No. 13 seed, lost in first round (Maryland) 0-1 SU, 0-1 ATS, 1-0 O/U
1992 – No. 10 seed, lost in first round (Georgia Tech) 0-1 SU, N/A ATS, N/A O/U
1990 – No. 8 seed, lost in first round (UC Santa Barbara) 0-1 SU, N/A ATS, N/A O/U
1987 – No. 12 seed, lost in first round (Kansas) 0-1 SU, N/A ATS, N/A O/U

LAST 2 NCAA TOURNAMENT APPEARANCES:

RECORD AS HIGHER/LOWER SEED

Higher seed: 1-1 SU, 0-1 ATS, 0-1 O/U
Lower seed: 0-4 SU, 1-1 ATS, 1-1 O/U
Same seed: 0-0 SU, 0-0 ATS, 0-0 O/U

RECORD AS FAVORITE/UNDERDOG

Record as Favorite: 1-0 SU, 0-1 ATS, 0-1 O/U
Record as Underdog: 0-2 SU, 1-1 ATS, 1-1 O/U
Record as Pick 'em: 0-0 SU, 0-0 ATS, 0-0 O/U

SEED RECORDS

Record as No. 1 seed: 4-1
Record as No. 2 seed: 4-1
Record as No. 6 seed: 4-2
Record as No. 8 seed: 0-1
Record as No. 10 seed: 0-1
Record as No. 12 seed: 0-1
Record as No. 13 seed: 0-1

PROJECTED STARTERS:

- G – Armoni Brooks, 6-3, Jr. (13.6 ppg, 6.5 rpg, 39.3 3pt%)
- G – Corey Davis Jr., 6-1, Sr. (16.7 ppg, 3.2 rpg, 38.0 3pt%)
- G – Galen Robinson Jr., (8.0 ppg, 3.1 rpg, 4.9 apg)
- F – Breanon Brady, 6-8, Sr. (6.1 ppg, 4.0 rpg, 57.7 fg%)
- F – Fabian White Jr., 6-7, Soph. (6.0 ppg, 3.7 rpg)

TOP RESERVES:

- C - Chris Harris Jr., 6-10, Jr. (2.8 ppg, 3.6 rpg, 72.5 fg%)
- G - Nate Hinton, 6-5, Fr. (7.6 ppg, 4.4 rpg, 1.2 apg)
- G - Dejon Jarreau, 6-5, Soph. (8.9 ppg, 3.9 rpg, 3.4 apg)
- F - Cedrick Alley Jr., 6-5, Fr. (5.0 ppg, 3.1 rpg)
- F/C - Brison Gresham, 6-8, Soph. (3.2 ppg, 3.6 rpg, 67.6 fg%)

OUTLOOK:

The Cougars have the defensive chops to be a darkhorse Final Four team, the question is whether their offense can provide enough points should they get to the second weekend as expected. Houston has one of the best backcourts in the country in Brooks and Davis as both look for redemption after last year's heartbreaking second-round loss to Michigan on a buzzer-beater. Houston plays fast offensively and mean defensively, the latter being a staple of Kelvin Sampson-coached teams. Houston was the best team defensively in the AAC – no small feat considering it counts Cincinnati and UCF among its conference rivals. Robinson is a solid facilitator of the offense, and while there is no standout scorer in the frontcourt, Sampson has plenty of options he can throw in there to rotate around the speedy trio of Brooks, Davis and Robinson. The Cougars are a year older, a year wiser, and a year better, and they got a bit of a boost in terms of schedule strength as Oregon wound up winning the Pac-12 to go along with wins over SEC regular-season champion LSU and Mountain West co-champion Utah State. The Cougars have a chip on their collective shoulder entering the NCAA Tournament and look to play it into at least the second weekend and possibly in Minneapolis.



Corey Davis Jr



IONA GAELS

Record: (17-15) Region: Midwest/Seed: 16

Conference: Metro Atlantic Athletic Conference (MAAC)

Bid: Automatic

Coach: Tim Cluess

Coach's NCAA Tournament Record: 0-5 in 5 appearances

NCAA Tournament appearances: 14

Consecutive NCAA Tournament appearances: 4 (Last missed in 2015)

Best NCAA Tournament finish: Second Round (1980)

Final Four appearances: NONE

NCAA Tournament Record: 1-13 (.071)

NCAA Net Ranking: 202
Associated Press Poll Rank: NRV
USA TODAY Poll Rank: NRV

Conference Record and finish: 12-6/1st
Conference Tournament finish: Won
Record in Last 12 games: 10-2 SU, 8-4 ATS, 5-7 O/U
Record in Road and Neutral Site games: 9-12 SU, 7-14 ATS, 12-9 O/U
Record vs. 2019 NCAA Tournament teams: 0-2 SU, 0-2 ATS, 1-1 O/U
(Rankings are Associated Press Top 25 rankings on day of game)

12/1 – Lost to VCU 88-59 (A) (YX)
12/22 – Lost to Yale 99-84 (A) (YY)

XX – ATS win, Under YX – ATS loss, Under ZX – Push, Under
XY – ATS win, Over YY – ATS loss, Over ZY – Push, Over
XZ – ATS win, Push YZ – ATS loss, Push ZZ – Push, Push

**Odds to Win It All:
2000/1**

LAST 5 NCAA TOURNAMENT APPEARANCES:

2018 – No. 15 seed, lost in first round (Duke) 0-1 SU, 0-1 ATS 0-1 O/U
2017 – No. 14 seed, lost in first round (Oregon) 0-1 SU, 0-1 ATS, 1-0 O/U
2016 – No. 13 seed, lost in first round (Iowa State), 0-1 SU, 0-1 ATS, 1-0 O/U
2013 – No. 15 seed, lost in first round (Ohio State) 0-1 SU, 0-1 ATS, 1-0 O/U
2012 – No. 14 seed (First Four), lost in first round (BYU), 0-1 SU, 0-1 ATS, 0-1 O/U

LAST 5 NCAA TOURNAMENT APPEARANCES:

RECORD AS HIGHER/LOWER SEED

Higher seed: 0-0 SU, 0-0 ATS, 0-0 O/U
Lower seed: 0-4 SU, 0-4 ATS, 3-1 O/U
Same seed: 0-1 SU, 0-1 ATS, 0-1 O/U

RECORD AS FAVORITE/UNDERDOG

Record as Favorite: 0-0 SU, 0-0 ATS, 0-0 O/U
Record as Underdog: 0-5 SU, 0-5 ATS, 3-2 O/U
Record as Pick 'em: 0-0 SU, 0-0 ATS, 0-0 O/U

SEED RECORDS (Seeds started in 1979)

Record as No. 6 seed: 1-1
Record as No. 8 seed: 0-1
Record as No. 10 seed: 0-1
Record as No. 12 seed: 0-1
Record as No. 13 seed: 0-3
Record as No. 14 seed: 0-4
Record as No. 15 seed: 0-2

POINTS PER GAME:

76.8 (1st in MAAC/68th in NCAA)

SHOOTING PERCENTAGE:

45.3 (1st in MAAC/122nd in NCAA)

3-POINT SHOOTING PERCENTAGE:

35.1 (4th in MAAC/137th in NCAA)

FREE THROW PERCENTAGE:

74.1 (1st in MAAC/64th in NCAA)

TURNOVERS PER GAME:

12.4 (3rd in MAAC/T-119th in NCAA)

SCORING MARGIN:

1.2 (3rd in MAAC/175th in NCAA)

OPPONENTS' POINTS PER GAME:

75.6 (10th in MAAC/T-276th in NCAA)

OPPONENTS' SHOOTING PERCENTAGE

44.5 (5th in MAAC/222nd in NCAA)

OPPONENTS' 3-POINT SHOOTING PERCENTAGE:

36.8 (9th in MAAC/308th in NCAA)

OPPONENTS' TURNOVERS PER GAME:

13.3 (6th in MAAC/156th in NCAA)

PROJECTED STARTERS:

- G – Rickey McGill, 6-2, Sr. (15.5 ppg, 5.0 apg, 2.3 spg)
- G/F – E.J. Crawford, 6-6, Jr. (17.9 ppg, 5.1 rpg, 39.1 3pt%)
- G – Asante Gist, 5-11, Jr. (12.4 ppg, 2.3 rpg, 36.4 3pt%)
- G – Ben Perez, 6-4, Jr. (8.5 ppg, 3.7 rpg, 40.3 3pt%)
- F – Tajuan Agee, 6-9, Jr. (13.3 ppg, 8.1 rpg, 35.8 3pt%)

TOP RESERVES:

- F - Andrija Ristanovic, 6-11, Fr. (3.3 ppg, 3.0 rpg)
- F - Niksa Nikolic, 6-8, Jr. (2.8 ppg, 2.4 rpg, 60.4 fg%)
- F - Jahnathan Maxwell, 6-8, Jr. (2.6 ppg, 1.9 rpg)

OUTLOOK:

Is the fourth time the charm for Iona? After rolling through the MAAC tournament for a fourth straight year, the Gaels try once more for their first NCAA Tournament victory since Jim Valvano recorded the school's lone victory in 1980. Iona plays an up-tempo style, but its frenetic offense hides a shaky defense that has not historically fared well in recent NCAA Tournament appearances. McGill is the heart and soul of the Gaels and the first player in MAAC history to be part of four conference tournament-winning teams. Crawford, though, is the team's best scorer with a solid inside-outside game. Agee is the wild card - if he is hitting on the perimeter, the Gaels are a very good team. This is a team with loads of NCAA Tournament experience, so a potential play-in game or No. 1 seed will not faze the Gaels. It will, however, be an uphill climb for Iona since its style allows good teams to play an open-court style that leads to high-scoring games.



E.J. Crawford



IOWA HAWKEYES

Record: (22-11) Region: South/Seed: 10

Conference: Big Ten Conference (Big Ten)

Bid: At-large

Coach: Fran McCaffery

Coach's NCAA Tournament Record: 4-8; 2-3 in three appearances with Iowa

NCAA Tournament appearances: 26

Consecutive NCAA Tournament appearances: 0 (Last appearance in 2016)

Best NCAA Tournament finish: Runners-up (1956)

Final Four appearances: 2 (1956, 1980)

NCAA Tournament Record: 29-17 (.518)

NCAA Net Ranking: 43
Associated Press Poll Rank: NRV
USA TODAY Poll Rank: NRV

**Odds to Win It All:
250/1**

Conference Record and finish: 10-10/6th
Conference Tournament finish: Lost in quarterfinals
Record in Last 12 games: 6-6 SU, 3-9 ATS, 5-7 O/U
Record in Road and Neutral Site games: 8-7 SU, 7-8 ATS, 8-7 O/U
Record vs. 2019 NCAA Tournament teams: 4-9 SU, 4-9 ATS, 5-8 O/U
(Rankings are Associated Press Top 25 rankings on day of game)

11/15 – Beat No. 13 Oregon 77-69 (N) (XX) 1/27 – Lost to Minnesota 92-87 (A) (YY)
11/30 – Lost to No. 22 Wisconsin 72-66 (H) (YX) 2/1 – Beat No. 5 Michigan 74-59 (H) (XX)
12/3 – Lost to No. 10 Michigan State 90-68 (A) (YY) 2/19 – Lost to No. 24 Maryland 66-65 (H) (YX)
12/6 – Beat Iowa State 98-84 (H) (XY) 2/26 – Lost to Ohio State 90-70 (A) (YY)
1/3 – Lost to Purdue 86-70 (A) (YY) 3/7 – Lost to No. 21 Wisconsin 65-45 (A) (YX)
1/12 – Beat No. 16 Ohio State 72-62 (H) (XX) 3/15 – Lost to No. 10 Michigan 74-53 (N) (YX)
1/24 – Lost to No. 6 Michigan State 82-67 (H) (YX)

XX – ATS win, Under YX – ATS loss, Under ZX – Push, Under
XY – ATS win, Over YY – ATS loss, Over ZY – Push, Over
XZ – ATS win, Push YZ – ATS loss, Push ZZ – Push, Push

LAST 5 NCAA TOURNAMENT APPEARANCES:

2016 – No. 7 seed, lost in second round (Villanova) 1-1 SU, 0-2 ATS 2-0 O/U
2015 – No. 7 seed, lost in second round (Gonzaga) 1-1 SU, 1-1 ATS, 1-1 O/U
2014 – No. 11 seed (First Four), lost in play-in game (Tennessee) 0-1 SU, 0-1 ATS, 0-1 O/U
2006 – No. 3 seed, lost in first round (Northwestern State) 0-1 SU, 0-1 ATS, 0-1 O/U
2005 – No. 10 seed, lost in first round (Cincinnati) 0-1 SU, 0-1 ATS, 1-0 O/U

LAST 5 NCAA TOURNAMENT APPEARANCES:

RECORD AS HIGHER/LOWER SEED
Higher seed: 2-1 SU, 1-2 ATS, 1-2 O/U
Lower seed: 0-3 SU, 0-3 ATS, 3-0 O/U
Same seed: 0-1 SU, 0-1 ATS, 0-1 O/U

RECORD AS FAVORITE/UNDERDOG
Record as Favorite: 2-2 SU, 1-3 ATS, 1-3 O/U
Record as Underdog: 0-3 SU, 0-3 ATS, 3-0 O/U
Record as Pick 'em: 0-0 SU, 0-0 ATS, 0-0 O/U

SEED RECORDS

(Seeds started in 1979)

Record as No. 2 seed: 3-1
Record as No. 3 seed: 0-2
Record as No. 4 seed: 2-3
Record as No. 5 seed: 8-3
Record as No. 6 seed: 2-2
Record as No. 7 seed: 6-5
Record as No. 8 seed: 1-2
Record as No. 9 seed: 1-1
Record as No. 10 seed: 0-1
Record as No. 11 seed: 0-2

POINTS PER GAME:

78.3 (2nd in Big Ten/T-48th in NCAA)

SHOOTING PERCENTAGE:

45.5 (3rd in Big Ten/109th in NCAA)

3-POINT SHOOTING PERCENTAGE:

36.1 (3rd in Big Ten/97th in NCAA)

FREE THROW PERCENTAGE:

74.0 (4th in Big Ten/67th in NCAA)

TURNOVERS PER GAME:

12.1 (3rd in Big Ten/94th in NCAA)

SCORING MARGIN:

4.7 (7th in Big Ten/100th in NCAA)

OPPONENTS' POINTS PER GAME:

73.6 (13th in Big Ten/238th in NCAA)

OPPONENTS' SHOOTING PERCENTAGE

44.8 (13th in Big Ten/238th in NCAA)

OPPONENTS' 3-POINT SHOOTING PERCENTAGE:

32.6 (6th in Big Ten/80th in NCAA)

OPPONENTS' TURNOVERS PER GAME:

13.0 (5th in Big Ten/T-180th in NCAA)

PROJECTED STARTERS:

G – Jordan Bohannon, 6-1, Jr. (11.3 ppg, 3.4 apg, 38.5 3pt%)

G – Isaiah Moss, 6-5, Jr. (9.1 ppg, 2.8 rpg, 41.5 3pt%)

G – Joe Wieskamp, 6-6, Fr. (10.8 ppg, 4.8 rpg, 42.2 3pt%)

F – Luka Garza, 6-11, Soph. (12.9 ppg, 4.4 rpg, 52.4 fg%)

C – Tyler Cook, 6-9, Jr. (14.9 ppg, 7.9 rpg, 52.8 fg%)

TOP RESERVES:

G - Maishe Dailey, 6-7, Jr. (2.6 ppg, 1.5 rpg, 1.0)

F - Ryan Kriener, 6-9, Jr. (5.8 ppg, 3.1 rpg)

G - Connor McCaffery, 6-5, Fr. (4.6 ppg, 3.1 apg)

F - Nicholas Baer, 6-7, Sr. (6.7 ppg, 4.6 rpg, 38.4 3pt%)

OUTLOOK:

The Hawkeyes have taken some of the pressure off McCaffery with their first NCAA Tournament appearance in three years, but they are longshots for the second weekend despite boasting one of the best offenses in the country. Iowa has one of the best frontcourt combos in the nation in Garza and Cook, and Wieskamp has been a solid addition, as the freshman can play both inside and out while playing off his frontcourt mates. Bohannon has the clutch gene and is not afraid to take any big shot when the moment calls for it. Moss has to be respected on the perimeter, but the Hawkeyes do not make it a point to run their offense for him or through him. McCaffery's son is part of a solid second unit that ensures little falloff. The problem with the Hawkeyes is their defense, or lack thereof. Iowa allows nearly 74 points per game and is more often content to trade baskets while trying to outscore its opponents. While that works well in non-conference play in November and December, it often proves problematic in March when teams have well-scouted opponents' tendencies. Iowa could wind up being part of the most entertaining first-round game of the NCAA Tournament, but it also means a likely second-round exit – should it advance – at the hands of a legitimate Final Four contender.



Tyler Cook



IOWA STATE CYCLONES

Record: (23-11) Region: Midwest/Seed: 6

Conference: Big 12 Conference (Big 12)

Bid: Automatic

Coach: Steve Prohm

Coach's NCAA Tournament record: 5-2; 3-2 in 2 appearances with Iowa State

NCAA Tournament appearances: 20

Consecutive NCAA Tournament appearances: 0 (Last appearance in 2017)

Best NCAA Tournament finish: National Semifinal (1944)

Final Four appearances: 1 (1944)

NCAA Tournament Record: 19-19 (.500)

NCAA Net Ranking: 21
Associated Press Poll Rank: 33
USA TODAY Poll Rank: 34

Conference Record and finish: 9-9/5th
Conference Tournament finish: Won
Record in Last 12 games: 6-6 SU, 5-7 ATS, 9-3 O/U
Record in Road and Neutral Site games: 11-7 SU, 10-8 ATS, 10-8 O/U
Record vs. 2019 NCAA Tournament teams: 9-6 SU, 8-6-1 ATS, 10-5 O/U

(Rankings are Associated Press Top 25 rankings on day of game)

12/3 – Beat North Dakota State 81-59 (H) (ZX)	2/4 – Beat Oklahoma 75-74 (A) (YY)
12/6 – Lost to No. 18 Iowa 98-84 (A) (YY)	2/16 – Beat No. 18 Kansas State 78-64 (A) (XY)
1/5 – Beat No. 5 Kansas 77-60 (H) (XX)	2/19 – Lost to Baylor 73-69 (H) (YY)
1/8 – Lost to Baylor 73-70 (A) (YY)	3/9 – Lost to No. 8 Texas Tech 80-73 (H) (YY)
1/12 – Lost to Kansas State 58-57 (H) (YX)	3/14 – Beat Baylor 83-66 (N) (XY)
1/16 – Beat No. 8 Texas Tech 68-64 (A) (XX)	3/15 – Beat No. 15 Kansas State 63-59 (N) (XX)
1/21 – Lost to No. 9 Kansas 80-76 (H) (XY)	3/16 – Beat No. 17 Kansas 78-66 (N) (XY)
1/26 – Beat No. 20 Ole Miss 87-73 (A) (XY)	

XX – ATS win, Under	YX – ATS loss, Under	ZX – Push, Under
XY – ATS win, Over	YY – ATS loss, Over	ZY – Push, Over
XZ – ATS win, Push	YZ – ATS loss, Push	ZZ – Push, Push

**Odds to Win It All:
40/1**

POINTS PER GAME:

77.4 (1st in Big 12/61st in NCAA)

SHOOTING PERCENTAGE:

47.7 (1st in Big 12/32nd in NCAA)

3-POINT SHOOTING PERCENTAGE:

36.5 (3rd in Big 12/77th in NCAA)

FREE THROW PERCENTAGE:

73.2 (1st in Big 12/91st in NCAA)

TURNOVERS PER GAME:

11.1 (2nd in Big 12/38th in NCAA)

SCORING MARGIN:

9.1 (2nd in Big 12/35th in NCAA)

OPPONENTS' POINTS PER GAME:

68.3 (6th in Big 12/T-93rd in NCAA)

OPPONENTS' SHOOTING PERCENTAGE

41.9 (5th in Big 12/72nd in NCAA)

OPPONENTS' 3-POINT

SHOOTING PERCENTAGE:

33.8 (6th in Big 12/154th in NCAA)

OPPONENTS' TURNOVERS PER GAME:

12.9 (6th in Big 12/T-186th in NCAA)

LAST 5 NCAA TOURNAMENT APPEARANCES:

2017 – No. 5 seed, lost in second round (Purdue) 1-1 SU, 1-1 ATS 2-0 O/U
2016 – No. 4 seed, lost in regional semifinals (Virginia) 2-1 SU, 2-1 ATS, 2-1 O/U
2015 – No. 3 seed, lost in first round (UAB) 0-1 SU, 0-1 ATS, 0-1 O/U
2014 – No. 3 seed, lost in regional semifinals (Connecticut) 2-1 SU, 2-1 ATS, 3-0 O/U
2013 – No. 10 seed, lost in second round (Ohio State) 1-1 SU, 2-0 ATS, 1-1 O/U

LAST 5 NCAA TOURNAMENT APPEARANCES:

RECORD AS HIGHER/LOWER SEED

Higher seed: 5-2 SU, 5-2 ATS, 5-2 O/U
Lower seed: 1-3 SU, 2-2 ATS, 3-1 O/U
Same seed: 0-0 SU, 0-0 ATS, 0-0 O/U

RECORD AS FAVORITE/UNDERDOG

Record as Favorite: 6-1 SU, 6-1 ATS, 4-3 O/U
Record as Underdog: 0-3 SU, 1-2 ATS, 3-0 O/U
Record as Pick 'em: 0-1 SU, 0-1 ATS, 1-0 O/U

SEED RECORDS

(Seeds started in 1979)

Record as No. 2 seed: 3-2
Record as No. 3 seed: 2-2
Record as No. 4 seed: 2-1
Record as No. 5 seed: 2-2
Record as No. 6 seed: 2-1
Record as No. 7 seed: 3-2
Record as No. 8 seed: 1-2
Record as No. 9 seed: 1-1
Record as No. 10 seed: 2-3
Record as No. 12 seed: 0-1
Record as No. 13 seed: 0-1

PROJECTED STARTERS:

G - Nick Weiler-Babb, 6-5, Sr. (9.2 ppg, 4.0 apg, 36.5 3pt%)

G - Marial Shayok, 6-6, Sr. (18.6 ppg, 4.9 rpg, 38.9 3pt%)

G - Talen Horton-Tucker, 6-4, Fr. (12.1 ppg, 5.0 rpg, 2.4 apg)

G - Tyrese Haliburton, 6-5, Fr. (6.9 ppg, 3.6 apg, 44.1 3pt%)

F - Michael Jacobson, 6-9, Jr. (11.5 ppg, 6.0 rpg, 58.2 fg%)

TOP RESERVES:

G - Lindell Wigginton, 6-2, Soph. (13.5 ppg, 4.1 rpg, 38.1 3pt%)

F - Cameron Lard, 6-9, Soph. (5.3 ppg, 2.6 rpg, 67.9 fg%)

G - Terrence Lewis, 6-6, Soph. (4.3 ppg, 1.0 rpg)

OUTLOOK:

There was a point this season Iowa State was talked about as a Final Four contender and the most likely team to end Kansas' 14-year run atop the Big 12. The Cyclones, though, got caught up in a disastrous February and March swoon they only now pulled themselves out of by winning the Big 12 tournament. Prohm's team runs great offense, and the focal point of it is Shayok, who has showcased offensive skills that were never fully utilized before he transferred from Virginia. He can get to the rim seemingly at will and has a strong perimeter and mid-range game. Simply put, Shayok is a load. The emergence of Horton-Tucker changed the dynamics of Iowa State to a degree, and Wigginton still has the look of a player who thinks he must shoot to please. Wigginton is an X-factor of sorts who can shoot Iowa State over the top or right out of a game with questionable shot selection. Jacobson is a dependable option in the low post, and Lard makes the most of his touches while providing depth in the frontcourt. The Cyclones can be a good defensive team if they are engaged, but they are also the same team that got torched by West Virginia for 90 points. Iowa State could extend its season to the second weekend if it gets the right matchup in the first two rounds, but its inconsistent defense might prove too much to overcome.



Marial Shayok



KANSAS JAYHAWKS

Record: (25-9) Region: Midwest/Seed: 4

Conference: Big 12 Conference (Big 12)

Bid: At-Large

Coach: Bill Self

Coach's NCAA Tournament record: 14-11; 37-14 in 15 appearances with Kansas

NCAA Tournament appearances: 48

Consecutive NCAA Tournament appearances: 30 (Last missed in 1989)

Best NCAA Tournament finish: CHAMPIONS (1952, 1988, 2008)

Final Four appearances: 15 (1940, 1952, 1953, 1957, 1971, 1974, 1986, 1988, 1991, 1993, 2002, 2003, 2008, 2012, 2018)

NCAA Tournament Record: 107-46 (.699)

NCAA Net Ranking: 20
Associated Press Poll Rank: 17
USA TODAY Poll Rank: 18

Odds to Win It All:
60/1

Conference Record and finish: 12-6/3rd
Conference Tournament finish: Lost in final
Record in Last 12 games: 8-4 SU, 7-5 ATS, 9-3 O/U
Record in Road and Neutral Site games: 8-9 SU, 7-10 ATS, 10-7 O/U
Record vs. 2019 NCAA Tournament teams: 14-6 SU, 9-11 ATS, 12-7-1 O/U
(Rankings are Associated Press Top 25 rankings on day of game)

11/6 - Beat No. 10 Michigan State 92-87 (N) (XY)
11/12 - Beat Vermont 84-68 (H) (YY)
11/21 - Beat Marquette 77-68 (N) (XX)
11/23 - Beat No. 5 Tennessee 87-81 (N) (XY)
12/4 - Beat Wofford 72-47 (H) (XX)
12/8 - Beat New Mexico State 63-60 (H) (YX)
12/15 - Beat No. 17 Villanova 74-71 (H) (XZ)
12/22 - Lost to No. 16 Arizona State 80-76 (A) (YY)
1/2 - Beat No. 23 Oklahoma 70-63 (H) (YX)
1/5 - Lost to Iowa State 77-60 (A) (YX)

1/12 - Beat Baylor 73-68 (A) (XY)
1/21 - Beat No. 24 Iowa State 80-76 (H) (YY)
1/26 - Lost to No. 8 Kentucky 71-63 (A) (YX)
2/2 - Beat No. 16 Texas Tech 79-63 (H) (XY)
2/5 - Bost to Kansas State 74-67 (A) (YY)
2/23 - Lost to No. 14 Texas Tech 91-62 (A) (YY)
2/25 - Beat No. 16 Kansas State 64-49 (H) (XX)
3/5 - Lost to Oklahoma 81-68 (A) (YY)
3/9 - Beat Baylor 78-70 (H) (XY)
3/16 - Lost to Iowa State 78-66 (N) (YY)

XX - ATS win, Under YX - ATS loss, Under ZX - Push, Under
XY - ATS win, Over YY - ATS loss, Over ZY - Push, Over
XZ - ATS win, Push YZ - ATS loss, Push ZZ - Push, Push

LAST 5 NCAA TOURNAMENT APPEARANCES:

2018 - No. 1 seed, lost in National Semifinal (Villanova) 4-1 SU, 3-2 ATS 4-1 O/U
2017 - No. 1 seed, lost in regional final (Oregon) 3-1 SU, 3-1 ATS, 3-1 O/U
2016 - No. 1 seed, lost in regional final (Villanova) 3-1 SU, 3-1 ATS, 1-3 O/U
2015 - No. 2 seed, lost in second round (Wichita State) 1-1 SU, 1-1 ATS, 1-1 O/U
2014 - No. 2 seed, lost in second round (Stanford) 1-1 SU, 0-2 ATS, 0-2 O/U

LAST 5 NCAA TOURNAMENT APPEARANCES:

RECORD AS HIGHER/LOWER SEED

Higher seed: 12-4 SU, 9-7 ATS, 9-7 O/U
Lower seed: 0-0 SU, 0-0 ATS, 0-0 O/U
Same seed: 0-1 SU, 0-1 ATS, 1-0 O/U

RECORD AS FAVORITE/UNDERDOG

Record as Favorite: 11-3 SU, 8-6 ATS, 6-8 O/U
Record as Underdog: 1-2 SU, 1-2 ATS, 3-0 O/U
Record as Pick 'em: 0-0 SU, 0-0 ATS, 0-0 O/U

SEED RECORDS

(Seeds started in 1979)

Record as No. 1 seed: 39-13
Record as No. 2 seed: 20-7
Record as No. 3 seed: 8-4
Record as No. 4 seed: 7-4
Record as No. 5 seed: 3-2
Record as No. 6 seed: 7-1
Record as No. 7 seed: 2-1
Record as No. 8 seed: 1-1

POINTS PER GAME:

75.4 (2nd in Big 12/105th in NCAA)

SHOOTING PERCENTAGE:

46.2 (3rd in Big 12/72nd in NCAA)

3-POINT SHOOTING PERCENTAGE:

35.0 (5th in Big 12/140th in NCAA)

FREE THROW PERCENTAGE:

69.7 (4th in Big 12/203rd in NCAA)

TURNOVERS PER GAME:

13.4 (8th in Big 12/223rd in NCAA)

SCORING MARGIN:

5.3 (4th in Big 12/84th in NCAA)

OPPONENTS' POINTS PER GAME:

70.1 (7th in Big 12/146th in NCAA)

OPPONENTS' SHOOTING PERCENTAGE

40.8 (3rd in Big 12/35th in NCAA)

OPPONENTS' 3-POINT SHOOTING PERCENTAGE:

33.6 (5th in Big 12/141st in NCAA)

OPPONENTS' TURNOVERS PER GAME:

13.2 (5th in Big 12/T-165th in NCAA)

PROJECTED STARTERS:

G - Quentin Grimes, 6-5, Fr. (8.3 ppg, 2.5 rpg, 2.0 apg)
G - Ochai Agbaji, 6-5, Fr. (8.7 ppg, 4.8 rpg, 1.0 apg)
G - Devon Dotson, 6-2, Fr. (12.1 ppg, 3.6 rpg, 37.0 3pt%)
F - Dedic Lawson, 6-9, Sr. (19.1 ppg, 10.3 rpg, 1.1 bpg)
F - David McCormack, 6-10, Fr. (3.8 ppg, 2.9 rpg)

TOP RESERVES:

F - K.J. Lawson, 6-8, Soph. (2.8 ppg, 1.9 rpg)
F - Mitch Lightfoot, 6-8, Jr. (2.4 ppg, 2.8 rpg)
G - Charlie Moore: 5-11, Soph. (3.0 ppg, 1.2 apg)

INJURED/LEFT TEAM:

C - Udoka Azubuike, 7-0, Jr. (13.4 ppg, 6.8 rpg, 70.5 fg%)
G - Lagerald Vick, 6-5, Sr. (14.1 ppg, 4.0 rpg, 45.5 3pt%)

OUTLOOK:

No NCAA Tournament team has had to re-invent itself on the fly as much as Kansas, which entered the season as a title contender before losing starting center Azubuike to a season-ending wrist injury in January before starting guard Vick left the team in early February for personal reasons. Both players have created huge voids that has left coach Bill Self scrambling to fill on a nightly basis without any sense of consistency in terms of who will shoulder the scoring and rebounding loads at those spots. Self, however, does have one of the nation's best scorers in Lawson and a pair of stellar freshman guards in Dotson and Grimes, with the latter picking up his play after being included into the rotation out of necessity. The question with the Jayhawks is whether this team found enough success outside Allen Fieldhouse prior to the NCAA Tournament to make a deep run. There is unquestionable talent but relying on four freshman starters around Lawson as a hub does not feel like a recipe for success, especially after their incredible 14-year run atop the Big 12 finally came to an end. Kansas has the potential to survive the first two rounds on talent, but as the cream rises in the later rounds, its lack of experience will likely lead to its exit in the regional semifinals.



Dedic Lawson



KANSAS STATE WILDCATS

Record: (25-8) Region: South/Seed: 4

Conference: Big 12 Conference (Big 12)

Bid: At-large

Coach: Bruce Weber

Coach's NCAA Tournament record: 14-11; 4-4 in 2 appearances with Kansas State

NCAA Tournament appearances: 31

Consecutive NCAA Tournament appearances: 3 (Last missed in 2016)

Best NCAA Tournament finish: Runners-Up (1951)

Final Four appearances: 4 (1948, 1951, 1958, 1964)

NCAA Tournament Record: 37-34 (.521)

NCAA Net Ranking: 24
Associated Press Poll Rank: 15
USA TODAY Poll Rank: 14

**Odds to Win It All:
70/1**

Conference Record and finish: 14-4/T-1st
Conference Tournament finish: Lost in semifinals
Record in Last 12 games: 9-3 SU, 8-3-1 ATS, 6-6 O/U
Record in Road and Neutral Site games: 11-6 SU, 13-4 ATS, 8-9 O/U
Record vs. 2019 NCAA Tournament teams: 6-5 SU, 6-4-1 ATS, 5-6 O/U
(Rankings are Associated Press Top 25 rankings on day of game)

12/1 - Lost to Marquette 83-71 (A) (YY) 2/9 - Beat Baylor 70-63 (A) (XY)
1/5 - Lost to No. 11 Texas Tech 63-57 (A) (XX) 2/16 - Lost to No. 23 Iowa State 78-64 (H) (YY)
1/12 - Beat No. 20 Iowa State 58-57 (A) (XX) 2/25 - Lost to No. 15 Kansas 64-49 (A) (YX)
1/16 - Beat No. 20 Oklahoma 74-61 (A) (XY) 3/2 - Beat Baylor 66-60 (H) (ZX)
1/22 - Beat No. 14 Texas Tech 58-45 (H) (XX) 3/15 - Lost to Iowa State 63-59 (N) (YX)
2/5 - Beat No. 13 Kansas 74-67 (H) (XY)

XX - ATS win, Under YX - ATS loss, Under ZX - Push, Under
XY - ATS win, Over YY - ATS loss, Over ZY - Push, Over
XZ - ATS win, Push YZ - ATS loss, Push ZZ - Push, Push

LAST 5 NCAA TOURNAMENT APPEARANCES:

2018 - No. 9 seed, lost in regional final (Loyola of Chicago) 3-1 SU, 2-2 ATS 1-3 O/U
2017 - No. 11 seed (First Four), lost in first round (Cincinnati) 1-1 SU, 1-2 ATS, 2-1 O/U
2014 - No. 9 seed, lost in first round (Kentucky) 0-1 SU, 0-1 ATS, 0-1 O/U
2013 - No. 4 seed, lost in first round (La Salle) 0-1 SU, 0-1 ATS, 0-1 O/U
2012 - No. 8 seed, lost in second round (Syracuse) 1-1 SU, 1-1 ATS, 0-1-1 O/U

LAST 5 NCAA TOURNAMENT APPEARANCES:

RECORD AS HIGHER/LOWER SEED

Higher seed: 2-2 SU, 1-3 ATS, 1-2-1 O/U
Lower seed: 2-3 SU, 2-3 ATS, 1-4 O/U
Same seed: 1-0 SU, 1-0 ATS, 1-0 O/U

RECORD AS FAVORITE/UNDERDOG

Record as Favorite: 3-2 SU, 2-3 ATS, 2-2-1 O/U
Record as Underdog: 2-3 SU, 2-3 ATS, 1-4 O/U
Record as Pick 'em: 0-0 SU, 0-0 ATS, 0-0 O/U

SEED RECORDS (Seeds started in 1979)

Record as No. 2 seed: 3-1
Record as No. 4 seed: 3-2
Record as No. 5 seed: 3-2
Record as No. 6 seed: 0-2
Record as No. 7 seed: 1-1
Record as No. 8 seed: 4-2
Record as No. 9 seed: 4-3
Record as No. 10 seed: 0-1
Record as No. 11 seed: 1-2

POINTS PER GAME:

65.8 (10th in Big 12/321st in NCAA)

SHOOTING PERCENTAGE:

43.1 (8th in Big 12/248th in NCAA)

3-POINT SHOOTING PERCENTAGE:

33.6 (9th in Big 12/222nd in NCAA)

FREE THROW PERCENTAGE:

66.4 (10th in Big 12/316th in NCAA)

TURNOVERS PER GAME:

11.3 (3rd in Big 12/43rd in NCAA)

SCORING MARGIN:

6.6 (3rd in Big 12/64th in NCAA)

OPPONENTS' POINTS PER GAME:

59.2 (1st in Big 12/3rd in NCAA)

OPPONENTS' SHOOTING PERCENTAGE

41.4 (4th in Big 12/60th in NCAA)

OPPONENTS' 3-POINT SHOOTING PERCENTAGE:

31.2 (3rd in Big 12/32nd in NCAA)

OPPONENTS' TURNOVERS PER GAME:

14.8 (2nd in Big 12/51st in NCAA)

PROJECTED STARTERS:

- G - Kamau Stokes, 6-0, Sr. (10.8 ppg, 2.8 rpg, 3.3 apg)
- G - Barry Brown Jr., 6-3, Sr. (14.9 ppg, 4.1 rpg, 2.9 apg)
- F - Dean Wade, 6-10, Sr. (12.9 ppg, 6.2 rpg, 41.8 3pt%)
- F - Xavier Sneed, 6-5, Jr. (10.6 ppg, 5.5 rpg, 35.3 3pt%)
- F - Makol Mawien, 6-9, Jr. (6.8 ppg, 4.6 rpg)

TOP RESERVES:

- G - Mike McGuirl, 6-2, Soph. (3.5 ppg, 1.5 rpg, 1.2 apg)
- G - Carter Diarra, 6-4, Soph. (6.7 ppg, 3.4 rpg, 1.7 apg)

OUTLOOK:

One of the rotating cast of characters during the season picked to end Kansas' reign atop the Big 12, Kansas State lived up to those expectations by sharing the conference title with Texas Tech. The Wildcats return nearly all the principal players from a side that reached the regional final in 2018, but their hopes on taking that final step and getting to Minneapolis this year hinge on the healthy of Wade. When healthy, the 6-foot-10 forward creates mismatches offensively with his inside-outside shooting prowess and also allows the Wildcats to extend defensively to play a physical brand of man-to-man defense that is among the best in the nation. Helping on that end is the return of Carter Diarra, who recently returned after being sidelined with a hand injury. If both players are 100 percent – Wade was held out of the Big 12 tournament as a precaution – Kansas State becomes a sneaky darkhorse to reach the Final Four on the strength of its defense and the big shot-making ability of both Wade and Brown. The Wildcats rarely beat themselves at full strength and will be a tough out who should last into at least the second weekend.



Dean Wade



KENTUCKY WILDCATS

Record: (27-6) Region: Midwest/Seed:2

Conference: Southeastern Conference (SEC)

Bid: At-large

Coach: John Calipari

Coach's NCAA Tournament Record: 53-18; 28-7 in 8 appearances with Kentucky

NCAA Tournament appearances: 59

Consecutive NCAA Tournament appearances: 6 (Last missed in 2013)

Best NCAA Tournament finish: CHAMPIONS (1948, 1949, 1951, 1958, 1978, 1996, 1998, 2012)

Final Four appearances: 17 (1942, 1948, 1949, 1951, 1958, 1966, 1975, 1978, 1984, 1993, 1996, 1997, 1998, 2011, 2012, 2014, 2015)

NCAA Tournament Record: 128-52 (.711)

NCAA Net Ranking: 6
Associated Press Poll Rank: 4
USA TODAY Poll Rank: 4

**Odds to Win It All:
12/1**

Conference Record and finish: 15-3/T2nd
Conference Tournament finish: Lost in semifinal
Record in Last 12 games: 9-3 SU, 5-7 ATS, 3-9 O/U
Record in Road and Neutral Site games: 10-5 SU, 8-7 ATS, 7-8 O/U
Record vs. 2019 NCAA Tournament teams: 11-5 SU, 9-7 ATS, 6-10 O/U
(Rankings are Associated Press Top 25 rankings on day of game)

11/6 - Lost to No. 4 Duke 118-84 (N) (YY)	2/9 - Beat Mississippi State 71-67 (A) (XX)
12/8 - Lost to Seton Hall 84-83 (N) (YY)	2/12 - Lost to No. 19 LSU 73-71 (H) (YX)
12/22 - Beat No. 9 North Carolina 80-72 (N) (XX)	2/16 - Beat No. 1 Tennessee 86-69 (H) (XY)
12/29 - Beat Louisville 71-58 (A) (XX)	2/23 - Beat Auburn 80-53 (H) (XX)
1/19 - Beat No. 14 Auburn 82-80 (A) (XY)	3/2 - Lost to No. 7 Tennessee 71-52 (A) (YX)
1/22 - Beat No. 22 Mississippi State 76-55 (H) (XX)	3/5 - Beat Ole Miss 80-76 (A) (YY)
1/26 - Beat No. 9 Kansas 71-63 (H) (XX)	3/9 - Beat Florida 66-57 (H) (YX)
2/2 - Beat Florida 65-54 (A) (XX)	3/16 - Lost to No. 8 Tennessee 82-78 (N) (YY)

XX - ATS win, Under	YX - ATS loss, Under	ZX - Push, Under
XY - ATS win, Over	YY - ATS loss, Over	ZY - Push, Over
XZ - ATS win, Push	YZ - ATS loss, Push	ZZ - Push, Push

LAST 5 NCAA TOURNAMENT APPEARANCES:

2018 - No. 5 seed, lost in regional semifinals (Kansas State) 2-1 SU, 2-1 ATS 2-1 O/U
2017 - No. 2 seed, lost in regional final (North Carolina) 3-1 SU, 1-1-2 ATS, 0-4 O/U
2016 - No. 4 seed, lost in second round (Indiana) 1-1 SU, 1-1 ATS, 0-2 O/U
2015 - No. 1 seed, lost in National Semifinals (Wisconsin) 4-1 SU, 1-4 ATS, 2-3 O/U
2014 - No. 8 seed, lost in National Championship (Connecticut) 5-1 SU, 4-1-1 ATS, 4-2 O/U

LAST 5 NCAA TOURNAMENT APPEARANCES:

RECORD AS HIGHER/LOWER SEED

Higher seed: 11-2 SU, 6-6-1 ATS, 3-10 O/U
Lower seed: 4-2 SU, 3-1-2 ATS, 4-2 O/U
Same seed: 0-1 SU, 0-1 ATS, 1-0 O/U

RECORD AS FAVORITE/UNDERDOG

Record as Favorite: 12-4 SU, 6-8-2 ATS, 6-10 O/U
Record as Underdog: 3-1 SU, 2-0-1 ATS, 2-2 O/U
Record as Pick 'em: 0-0 SU, 0-0 ATS, 0-0 O/U

SEED RECORDS

(Seeds started in 1979)

Record as No. 1 seed: 41-10
Record as No. 2 seed: 19-6
Record as No. 3 seed: 6-3
Record as No. 4 seed: 7-3
Record as No. 5 seed: 3-2
Record as No. 6 seed: 0-1
Record as No. 8 seed: 6-4
Record as No. 11 seed: 0-1
Record as No. 12 seed: 2-1

POINTS PER GAME:

76.7 (5th in SEC/T-73rd in NCAA)

SHOOTING PERCENTAGE:

47.8 (2nd in SEC/28th in NCAA)

3-POINT SHOOTING PERCENTAGE:

36.4 (4th in SEC/85th in NCAA)

FREE THROW PERCENTAGE:

74.0 (4th in SEC/69th in NCAA)

TURNOVERS PER GAME:

12.6 (4th in SEC/T-145th in NCAA)

SCORING MARGIN:

11.3 (2nd in SEC/24th in NCAA)

OPPONENTS' POINTS PER GAME:

65.4 (2nd in SEC/37th in NCAA)

OPPONENTS' SHOOTING PERCENTAGE

40.3 (2nd in SEC/26th in NCAA)

OPPONENTS' 3-POINT SHOOTING PERCENTAGE:

35.0 (12th in SEC/221st in NCAA)

OPPONENTS' TURNOVERS PER GAME:

12.5 (10th in SEC/217th in NCAA)

PROJECTED STARTERS:

- G – Ashton Hagans, 6-3, Fr. (7.7 ppg, 2.4 rpg, 4.5 apg)
- G – Keldon Johnson, 6-6, Fr. (13.4 ppg, 5.8 rpg, 38.8 3pt%)
- G – Tyler Herro, 6-5, Fr. (14.2 ppg, 4.5 rpg, 37.3 3pt%)
- F – PJ Washington, 6-8, Soph. (14.8 ppg, 7.5 rpg, 41.9 3pt%)
- F – Reid Travis, 6-8, Sr. (11.1 ppg, 6.9 rpg, 52.0 fg%)

TOP RESERVES:

- F - Nick Richards, 6-11, Soph. (4.1 ppg, 3.5 rpg, 58.4 fg%)
- G - Immanuel Quickley, 6-3, Fr. (5.5 ppg, 1.8 rpg, 1.3 apg)
- F - EJ Montgomery, 6-10, Fr. (3.9 ppg, 4.0 rpg)

OUTLOOK:

Every year, John Calipari assembles a collection of highly talented yet very raw freshmen in October, and come March, they have gelled into a cohesive team capable of cutting down the nets come the first Monday in April. There were plenty of questions to start the season when the Wildcats were run off the court by Duke's own stellar freshmen, but Calipari always plays the long game over the course of a season. The result is a Kentucky squad playing its best basketball of the season ahead of the NCAA Tournament after winning its fifth consecutive SEC tournament. The Wildcats, though, are led by a senior in Travis, who transferred from Stanford and provides a calming influence on both ends of the court, especially on the offensive end. Late-blooming freshman Herro is the team's best perimeter threat, and Washington is a competent slasher and scorer who finds ways to get his points. Hagans is a quietly effective point guard, and the Wildcats also got better in an addition by subtraction method after Quade Green transferred out before conference play. If there is a concern about Kentucky, it is that it can be occasionally outtoughed – something that happened when Travis was sidelined with a knee injury in a loss to Tennessee. Travis, though, made a seamless return for the SEC tournament, and Kentucky is again a viable Final Four contender and a possible NCAA Tournament winner.



PJ Washington



LIBERTY FLAMES

Record: (28-6) Region: East/Seed: 12

Conference: Atlantic Sun Conference (A-Sun)

Bid: Automatic

Coach: Ritchie McKay

Coach's NCAA Tournament Record: 0-1; 1st appearance with Liberty

NCAA Tournament appearances: 4

Consecutive NCAA Tournament appearances: 0 (Last appearance in 2013)

Best NCAA Tournament finish: First Round (1994, 2004, 2013)

Final Four appearances: None

NCAA Tournament Record: 0-3 (.000)

NCAA Net Ranking: 58
Associated Press Poll Rank: 36
USA TODAY Poll Rank: NRV

Conference Record and finish: 14-2/T-1st
Conference Tournament finish: Won
Record in Last 12 games: 10-2 SU, 5-7 ATS, 6-5-1 O/U
Record in Road and Neutral Site games: 12-5 SU, 10-7 ATS, 9-7-1 O/U
Record vs. 2019 NCAA Tournament teams: 1-0 SU, 1-0 ATS, 0-1 O/U
(Rankings are Associated Press Top 25 rankings on day of game)

12/1 – Beat Georgia State 78-52 (H) (XX)

XX – ATS win, Under	YX – ATS loss, Under	ZX – Push, Under
XY – ATS win, Over	YY – ATS loss, Over	ZY – Push, Over
XZ – ATS win, Push	YZ – ATS loss, Push	ZZ – Push, Push

**Odds to Win It All:
1000/1**

POINTS PER GAME:

74.0 (4th in A-Sun/T-1 28th in NCAA)

SHOOTING PERCENTAGE:

49.0 (1st in A-Sun/12th in NCAA)

3-POINT SHOOTING PERCENTAGE:

36.7 (3rd in A-Sun/64th in NCAA)

FREE THROW PERCENTAGE:

77.1 (1st in A-Sun/12th in NCAA)

TURNOVERS PER GAME:

11.0 (1st in A-Sun/34th in NCAA)

SCORING MARGIN:

13.2 (2nd in A-Sun/15th in NCAA)

OPPONENTS' POINTS PER GAME:

60.8 (1st in A-Sun/6th in NCAA)

OPPONENTS' SHOOTING PERCENTAGE

41.5 (2nd in A-Sun/62nd in NCAA)

OPPONENTS' 3-POINT SHOOTING PERCENTAGE:

32.0 (2nd in A-Sun/61st in NCAA)

OPPONENTS' TURNOVERS PER GAME:

13.6 (3rd in A-Sun/122nd in NCAA)

LAST 3 NCAA TOURNAMENT APPEARANCES:

2013 – No. 16 seed (Play-In), lost in first round (North Carolina A&T) 0-1 SU, 0-1 ATS, 0-1 O/U
2004 – No. 16 seed, lost in first round (Saint Joseph's) 0-1 SU, 1-0 ATS, 1-0 O/U
1994 – No. 16 seed, lost in first round (North Carolina) 0-1 SU, N/A ATS, N/A O/U

LAST 2 NCAA TOURNAMENT APPEARANCES:

RECORD AS HIGHER/LOWER SEED

Higher seed: 0-0 SU, 0-0 ATS, 0-0 O/U
Lower seed: 0-1 SU, 1-0 ATS, 1-0 O/U
Same seed: 0-1 ATS, 0-1 ATS, 0-1 O/U

RECORD AS FAVORITE/UNDERDOG

Record as Favorite: 0-0 SU, 0-0 ATS, 0-0 O/U
Record as Underdog: 0-2 SU, 1-1 ATS, 1-1 O/U
Record as Pick 'em: 0-0 SU, 0-0 ATS, 0-0 O/U

SEED RECORDS

(Seeds started in 1979)

Record as No. 16 seed: 0-3

PROJECTED STARTERS:

G – Caleb Homesley, 6-6, Sr. (12.0 ppg, 5.5 rpg, 2.8 apg)

G – Lovell Cabbill Jr., 6-3, Sr. (11.5 ppg, 3.6 rpg, 44.5 3pt%)

G/F – Elijah Cuffee, 6-4, Soph. (7.9 ppg, 2.0 rpg, 42.5 3pt%)

G – Georgie Pacheco-Ortiz, 6-1, Jr. (7.3 ppg, 2.3 apg, 47.8 3pt%)

F – Scottie James, 6-8, Jr. (13.1 ppg, 8.8 rpg, 67.6 fg%)

TOP RESERVES:


G - Darius McGhee, 5-9, Fr. (7.7 ppg, 2.7 rpg, 1.1 apg)

F - Myo Baxter-Bell, 6-5, Jr. (4.9 ppg, 2.5 rpg, 1.4 apg)

F - Keenan Gumbs, 6-5, Sr. (5.9 ppg, 2.2 rpg)

OUTLOOK:

Back in the NCAA Tournament for the first time in six years, Liberty defeated regular-season Atlantic Sun co-champion Lipscomb on the road in the title game, beating the Bisons twice on their home court. This is Ritchie McKay's second go-round at Liberty, having left to join Tony Bennett's Virginia staff in 2009 before making his return in 2015. Many of the Flames' defensive principles are taken from Virginia's pack-line defense, which made a huge impact as Liberty made a successful transition from the Big South to the Atlantic Sun this season. James and Homesley were first-team all-Atlantic Sun selections, and James is highly efficient thanks to the perimeter prowess of Homesley, Cuffee, and Pacheco-Ortiz, with the last of the trio the heart and soul of this team. McKay does have NCAA Tournament experience as a head coach, having guided New Mexico to a first-round appearance in 2005, and that will come in handy here. The Flames may have arrived at the NCAA Tournament a season early, but they will give someone a good challenge in the first round.



Scottie James



LOUISVILLE CARDINALS

Record: (20-13) Region: East/Seed: 7

Conference: Atlantic Coast Conference (ACC)

Bid: At-Large

Coach: Chris Mack

Coach's NCAA Tournament record: 11-8; 1st appearance with Louisville

NCAA Tournament appearances: 43

Consecutive NCAA Tournament appearances: 0 (Last appearance in 2017)

Best NCAA Tournament finish: CHAMPIONS (1980, 1986, 2013)

Final Four appearances: 10 (1959, 1972, 1975, 1980, 1982, 1983, 1986, 2005, 2012, 2013)

NCAA Tournament Record: 76-43 (.639)

NCAA Net Ranking: 22
Associated Press Poll Rank: 31
USA TODAY Poll Rank: 36

Conference Record and finish: 10-8/T-7th
Conference Tournament finish: Lost in quarterfinals
Record in Last 12 games: 4-8 SU, 5-7 ATS, 4-8 O/U
Record in Road and Neutral Site games: 6-9 SU, 9-6 ATS, 6-9 O/U
Record vs. 2019 NCAA Tournament teams: 5-10 SU, 7-7-1 ATS, 7-8 O/U

(Rankings are Associated Press Top 25 rankings on day of game)

11/16 – Beat Vermont 86-78 (H) (ZY) 2/4 – Beat No. 11 Virginia Tech 72-64 (A) (XY)
11/21 – Lost to No. 5 Tennessee 92-81 (N) (YY) 2/9 – Lost to No. 22 Florida State 80-75 (A) (YY)
11/25 – Lost to Marquette 77-74 (N) (XX) 2/12 – Lost to No. 2 Duke 71-69 (H) (XX)
11/27 – Beat No. 9 Michigan State 82-78 (H) (XY) 2/20 – Lost to Syracuse 69-49 (A) (YX)
12/1 – Beat Seton Hall 70-65 (A) (XX) 2/23 – Lost to No. 3 Virginia 64-52 (H) (YX)
12/29 – Lost to No. 16 Kentucky 71-58 (H) (YX) 3/9 – Lost to No. 2 Virginia 73-68 (A) (XY)
1/12 – Beat No. 12 North Carolina 83-62 (A) (XX) 3/14 – Lost to No. 3 North Carolina 83-70 (N) (YY)
2/2 – Lost to No. 9 North Carolina 79-69 (H) (YX)

XX – ATS win, Under YX – ATS loss, Under ZX – Push, Under
XY – ATS win, Over YY – ATS loss, Over ZY – Push, Over
XZ – ATS win, Push YZ – ATS loss, Push ZZ – Push, Push

Odds to Win It All:
100/1

POINTS PER GAME

74.5 (5th in ACC/119th in NCAA)

SHOOTING PERCENTAGE:

43.4 (10th in ACC/230th in NCAA)

3-POINT SHOOTING PERCENTAGE:

34.2 (5th in ACC/193rd in NCAA)

FREE THROW PERCENTAGE:

77.5 (1st in ACC/8th in NCAA)

TURNOVERS PER GAME:

12.3 (6th in ACC/113th in NCAA)

SCORING MARGIN:

6.7 (7th in ACC/62nd in NCAA)

OPPONENTS' POINTS PER GAME:

67.8 (8th in ACC/80th in NCAA)

OPPONENTS' SHOOTING PERCENTAGE

40.5 (6th in ACC/29th in NCAA)

OPPONENTS' 3-POINT SHOOTING PERCENTAGE:

31.7 (5th in ACC/47th in NCAA)

OPPONENTS' TURNOVERS PER GAME:

11.3 (12th in ACC/T-305th in NCAA)

LAST 5 NCAA TOURNAMENT APPEARANCES:

2017 – No. 2 seed, lost in second round (Michigan) 1-1 SU, 0-2 ATS, 1-0-1 O/U
2015 – No. 4 seed, lost in regional final (Michigan State) 3-1 SU, 2-2 ATS, 2-1-1 O/U
2014 – No. 4 seed, lost in regional semifinal (Kentucky) 2-1 SU, 1-2 ATS, 1-2 O/U
2013 – No. 1 seed, CHAMPIONS 6-0 SU, 4-2 ATS, 6-0 O/U
2012 – No. 4 seed, lost in National Semifinal (Kentucky) 4-1 SU, 5-0 ATS, 1-4 O/U

LAST 5 NCAA TOURNAMENT APPEARANCES:

RECORD AS HIGHER/LOWER SEED

Higher seed: 14-2 SU, 8-8 ATS, 9-5-2 O/U
Lower seed: 2-2 SU, 3-1 ATS, 2-2 O/U
Same seed: 0-0 SU, 0-0 ATS, 0-0 O/U

RECORD AS FAVORITE/UNDERDOG

Record as Favorite: 13-2 SU, 8-7 ATS, 9-5-1 O/U
Record as Underdog: 3-2 SU, 4-1, 2-2-1 O/U
Record as Pick 'em: 0-0 SU, 0-0 ATS, 0-0 O/U

SEED RECORDS

(Seeds started in 1979)

Record as No. 1 seed: 12-2
Record as No. 2 seed: 12-1
Record as No. 3 seed: 9-4
Record as No. 4 seed: 18-10
Record as No. 5 seed: 4-2
Record as No. 6 seed: 6-3
Record as No. 7 seed: 0-2
Record as No. 8 seed: 1-1
Record as No. 9 seed: 0-1
Record as No. 10 seed: 0-1
Record as No. 11 seed: 0-1

PROJECTED STARTERS:

G – Christen Cunningham, 6-2, Sr. (9.8 ppg, 2.2 rpg, 4.9 apg)

G – Khwan Fore, 6-0, Sr. (3.2 ppg, 1.3 rpg, 1.2 apg)

F – Jordan Nwora, 6-7, Soph. (17.2 ppg, 7.5 rpg, 37.1 3pt%)

F – Dwayne Sutton, 6-5, Sr. (10.2 ppg, 6.9 rpg, 36.4 3pt%)

F/C – Malik Williams, 6-11, Soph. (7.8 ppg, 6.2 rpg, 1.2 bpg)

TOP RESERVES:

G – Darius Perry, 6-2, Soph. (5.2 ppg, 1.4 rpg, 1.4 apg)

C – Steven Enoch, 6-10, Sr. (9.3 ppg, 5.2 rpg, 52.3 fg%)

G – Ryan McMahon, 6-0, Sr. (7.4 ppg, 1.8 apg, 35.6 3pt%)

G/F – V.J. King, 6-6, Jr. (4.1 ppg, 3.1 rpg)

OUTLOOK:

In his first season at Louisville after a standout run at Xavier, Chris Mack has completely overachieved in not only getting the Cardinals to the NCAA Tournament following the extended fallout from Rick Pitino's dismissal, but they are also a team with the potential to get to the second weekend. Mack has benefited from the huge year-on-year improvement from Nwara, a relentless two-way player capable of scoring in multiple ways. But Louisville has also benefited from Mack's blue-collar identity he brought with him from Xavier, getting buy-in up and down the roster with a hard-working team that finished in the top half of the ACC. The Cardinals were clearly a level below Virginia, North Carolina, Duke and Florida State, and it can be argued a notch below a full-strength Virginia Tech squad in the conference pecking order. Louisville, though, did play a fairly demanding non-conference schedule and did record a win at Chapel Hill, so the potential is clearly there. The Cardinals should be in the top half of the draw and a first-round favorite, but if they are going to reach the regional semifinals for the first time since 2015, Nwara is going to have to deliver a special performance since they would likely be playing a Final Four contender.



Jordan Nwora



Record: (26-6) Region: East/Seed:3

Conference: Southeastern Conference (SEC)

Bid: At-Large

Coach: Will Wade

Coach's NCAA Tournament Record: 1-2; 1st appearance with LSU

NCAA Tournament appearances: 22

Consecutive NCAA Tournament appearances: 0 (Last appearance in 2015)

Best NCAA Tournament finish: National Semifinals (1986, 2006)

Final Four appearances: 2 (1986, 2006)

NCAA Tournament Record: 24-24 (.500)

NCAA Net Ranking: 14
Associated Press Poll Rank: 9
USA TODAY Poll Rank: 9

Odds to Win It All:
50/1

Conference Record and finish: 16-2/T-1st
Conference Tournament finish: Lost in quarterfinals
Record in Last 12 games: 9-3 SU, 8-4 ATS, 8-4 O/U
Record in Road and Neutral Site games: 11-4 SU, 10-4-1 ATS, 10-5 O/U
Record vs. 2019 NCAA Tournament teams: 7-4 SU, 7-3-1 ATS, 8-3 O/U
(Rankings are Associated Press Top 25 rankings on day of game)

11/23 – Lost to No. 14 Florida State 79-76 (N) (ZY) 2/12 – Beat No. 5 Kentucky 73-71 (A) (XX)
12/12 – Lost to No. 24 Houston 82-76 (A) (YY) 2/20 – Lost to Florida 82-77 (H) (YY)
12/15 – Beat Saint Mary's 78-74 (N) (XY) 2/23 – Beat No. 5 Tennessee 82-80 (H) (XY)
1/15 – Beat No. 18 Ole Miss 83-69 (A) (XX) 3/6 – Beat Florida 79-78 (A) (XY)
2/6 – Beat Mississippi State 92-88 (A) (XY) 3/15 – Lost to Florida 76-73 (N) (YY)
2/9 – Beat Auburn 83-78 (H) (XY)

XX – ATS win, Under YX – ATS loss, Under ZX – Push, Under
XY – ATS win, Over YY – ATS loss, Over ZY – Push, Over
XZ – ATS win, Push YZ – ATS loss, Push ZZ – Push, Push

LAST 5 NCAA TOURNAMENT APPEARANCES:

2015 – No. 9 seed, lost in first round (North Carolina State) 0-1 SU, 1-0 ATS 0-1 O/U
2009 – No. 8 seed, lost in second round (North Carolina) 1-1 SU, 1-1 ATS, 1-1 O/U
2006 – No. 4 seed, lost in National Semifinals (UCLA) 4-1 SU, 3-2 ATS, 0-5 O/U
2005 – No. 6 seed, lost in first round (UAB) 0-1 SU, 0-1 ATS, 0-1 O/U
2003 – No. 8 seed, lost in first round (Purdue) 0-1 SU, 0-1 ATS, 1-0 O/U

LAST 5 NCAA TOURNAMENT APPEARANCES:

RECORD AS HIGHER/LOWER SEED
Higher seed: 3-2 SU, 2-3 ATS, 2-3 O/U
Lower seed: 2-3 SU, 3-2 ATS, 0-5 O/U
Same seed: 0-0 SU, 0-0 ATS, 0-0 O/U

RECORD AS FAVORITE/UNDERDOG
Record as Favorite: 3-3 SU, 2-4 ATS, 2-4 O/U
Record as Underdog: 2-2 SU, 3-1 ATS, 0-4 O/U
Record as Pick 'em: 0-0 SU, 0-0 ATS, 0-0 O/U

SEED RECORDS
(Seeds started in 1979)

Record as No. 4 seed: 4-1
Record as No. 6 seed: 0-1
Record as No. 8 seed: 1-2
Record as No. 9 seed: 0-1

POINTS PER GAME:

81.4 (2nd in SEC/23rd in NCAA)

SHOOTING PERCENTAGE:

46.2 (4th in SEC/74th in NCAA)

3-POINT SHOOTING PERCENTAGE:

32.3 (11th in SEC/282nd in NCAA)

FREE THROW PERCENTAGE:

75.4 (3rd in SEC/26th in NCAA)

TURNOVERS PER GAME:

13.2 (6th in SEC/T-201st in NCAA)

SCORING MARGIN:

8.3 (4th in SEC/43rd in NCAA)

OPPONENTS' POINTS PER GAME:

73.0 (13th in SEC/T-222nd in NCAA)

OPPONENTS' SHOOTING PERCENTAGE

43.6 (11th in SEC/169th in NCAA)

OPPONENTS' 3-POINT SHOOTING PERCENTAGE:

34.1 (9th in SEC/177th in NCAA)

OPPONENTS' TURNOVERS PER GAME:

15.0 (3rd in SEC/46th in NCAA)

PROJECTED STARTERS:

- G – Skylar Mays, 6-4, Jr. (13.4 ppg, 3.2 rpg, 2.2 apg)
- G – Tremont Waters, 5-11, Soph. (15.1 ppg, 2.9 rpg, 5.9 apg)
- G – Ja'vonte Smart, 6-4, Fr. (11.5 ppg, 3.3 rpg, 2.5 apg)
- F – Naz Reid, 6-10, Fr. (13.7 ppg, 7.2 rpg, 37.0 3pt%)
- F – Kavell Bigby-Williams, 6-11, Sr. (7.9 ppg, 6.6 rpg, 1.9 bpg)

TOP RESERVES:

- G – Marlon Taylor, 6-5, Sr. (7.0 ppg, 3.6 rpg)
- G - Marshall Graves, 6-4, Jr. (2.8 ppg, 0.7 rpg)
- F - Darius Days, 6-6, Fr. (5.3 ppg, 4.0 rpg)
- F - Emmitt Williams, 6-6, Fr. (7.1 ppg, 5.5 rpg, 59.6 fg%)

OUTLOOK:

No team has as high an NCAA Tournament ceiling coupled with the possibility of a first-round flameout as LSU, the SEC regular-season champion currently embroiled in the FBI wiretap scandal that has resulted in the suspension – and eventual possible firing – of coach Will Wade. Wade's refusal to sit down and talk with school officials about what was said on the tape released to the public late in the regular season has put the Tigers in a bind, something that took on another level following their one-and-done quarterfinal loss to Florida in the SEC tournament. Though Smart was cleared to play in the loss to the Gators after a joint internal and NCAA inquiry, to go through that as a freshman has to be absolutely nerve-racking to the point it would surprise no one if it affected his on-court performance. LSU, though, does have other players who can pick up the scoring and playmaking load in Reid, Waters and Mays. Reid in particular is a problematic matchup with his ability to step out and consistently knock down 3-point shots. He is capable of taking over a game and nearly rescued LSU vs. Florida. Waters is a bit of an undisciplined shooter but still capable of getting hot. On the defensive end, both Reid and Bigby-Williams are solid rim protectors, with Bigby-Williams the better of the two on that end. LSU has plenty of depth and can go nine deep but is a risky pick for a deep run if Wade is not on the sidelines.



Tremont Waters



MARQUETTE GOLDEN EAGLES

Record: (24-9) Region: West/Seed: 5

Conference: Big East Conference (Big East)

Bid: At-large

Coach: Steve Wojciechowski

Coach's NCAA Tournament Record: 0-1 in 1 appearance

NCAA Tournament appearances: 33

Consecutive NCAA Tournament appearances: 0 (Last appearance in 2017)

Best NCAA Tournament finish: CHAMPIONS (1977)

Final Four appearances: 3 (1974, 1977, 2003)

NCAA Tournament Record: 41-33 (.554)

NCAA Net Ranking: 28
Associated Press Poll Rank: 23
USA TODAY Poll Rank: 22

Conference Record and finish: 12-6/2nd
Conference Tournament finish: Lost in semifinals
Record in Last 12 games: 6-6 SU, 5-7 ATS, 4-8 O/U
Record in Road and Neutral Site games: 8-6 SU, 7-7 ATS, 5-8-1 O/U
Record vs. 2019 NCAA Tournament teams: 8-6 SU, 5-9 ATS, 4-9-1 O/U
(Rankings are Associated Press Top 25 rankings on day of game)

11/21 – Lost to No. 2 Kansas 77-68 (N) (YX)	1/15 – Beat Georgetown 74-71 (A) (XX)
11/23 – Beat Louisville 77-74 (N) (YX)	2/5 – Lost to St. John's 70-69 (H) (YX)
12/1 – Beat No. 12 Kansas State 83-71 (H) (XY)	2/9 – Beat No. 14 Villanova 66-65 (H) (YX)
12/8 – Beat No. 12 Wisconsin 74-69 (H) (XY)	2/27 – Lost to Villanova 67-61 (A) (YX)
12/21 – Beat No. 14 Buffalo 103-85 (H) (XY)	3/6 – Lost to Seton Hall 73-64 (A) (YX)
1/1 – Lost to St. John's 89-69 (A) (YZ)	3/14 – Beat St. John's 86-54 (N) (XX)
1/12 – Beat Seton Hall 70-66 (H) (YX)	3/15 – Lost to Seton Hall 81-79 (N) (YY)

XX – ATS win, Under	YX – ATS loss, Under	ZX – Push, Under
XY – ATS win, Over	YY – ATS loss, Over	ZY – Push, Over
XZ – ATS win, Push	YZ – ATS loss, Push	ZZ – Push, Push

Odds to Win It All:
80/1

LAST 5 NCAA TOURNAMENT APPEARANCES:

2017 – No. 10 seed, lost in first round (South Carolina) 0-1 SU, 0-1 ATS 1-0 O/U
2013 – No. 3 seed, lost in regional final (Syracuse) 3-1 SU, 1-2-1 ATS, 2-2 O/U
2012 – No. 3 seed, lost in regional semifinals (Florida) 2-1 SU, 2-1 ATS, 1-2 O/U
2011 – No. 11 seed, lost in regional semifinals (North Carolina) 2-1 SU, 2-1 ATS, 0-3 O/U
2010 – No. 6 seed, lost in first round (Washington) 0-1 SU, 0-1 ATS, 1-0 O/U

LAST 5 NCAA TOURNAMENT APPEARANCES:

RECORD AS HIGHER/LOWER SEED

Higher seed: 4-3 SU, 3-3-1 ATS, 3-4 O/U
Lower seed: 3-2 SU, 3-2 ATS, 2-3 O/U
Same seed: 0-0 SU, 0-0 ATS, 0-0 O/U

RECORD AS FAVORITE/UNDERDOG

Record as Favorite: 5-2 SU, 3-3-1 ATS, 3-4 O/U
Record as Underdog: 2-3 SU, 2-3 ATS, 2-3 O/U
Record as Pick 'em: 0-0 SU, 0-0 ATS, 0-0 O/U

SEED RECORDS

(Seeds started in 1979)

Record as No. 3 seed: 10-4
Record as No. 4 seed: 1-1
Record as No. 5 seed: 0-1
Record as No. 6 seed: 4-4
Record as No. 7 seed: 1-3
Record as No. 8 seed: 0-1
Record as No. 9 seed: 0-2
Record as No. 10 seed: 0-1
Record as No. 11 seed: 2-1
Record as No. 12 seed: 0-1

POINTS PER GAME:

77.7 (3rd in Big East/58th in NCAA)

SHOOTING PERCENTAGE:

45.9 (4th in Big East/89th in NCAA)

3-POINT SHOOTING PERCENTAGE:

39.3 (2nd in Big East/10th in NCAA)

FREE THROW PERCENTAGE:

75.9 (1st in Big East/19th in NCAA)

TURNOVERS PER GAME:

13.9 (10th in Big East/263rd in NCAA)

SCORING MARGIN:

8.6 (1st in Big East/40th in NCAA)

OPPONENTS' POINTS PER GAME:

69.1 (2nd in Big East/119th in NCAA)

OPPONENTS' SHOOTING PERCENTAGE

40.2 (1st in Big East/23rd in NCAA)

OPPONENTS' 3-POINT SHOOTING PERCENTAGE:

31.9 (1st in Big East/56th in NCAA)

OPPONENTS' TURNOVERS PER GAME:

11.8 (9th in Big East/T-280th in NCAA)

PROJECTED STARTERS:

G – Markus Howard, 5-11, Jr. (25.0 ppg, 4.0 apg, 40.8 3pt%)

G/F – Sacar Anim, 6-5, Jr. (8.6 ppg, 3.1 rpg, 40.9 3pt%)

G/F – Sam Hauser, 6-8, Jr. (14.9 ppg, 7.1 rpg, 40.1 3pt%)

F – Joey Hauser, 6-9, Fr. (9.7 ppg, 5.3 rpg, 43.3 3pt%)

F – Theo John, 6-9, Soph. (5.7 ppg, 4.8 rpg, 2.1 bpg)

TOP RESERVES:

F – Ed Morrow, 6-7, Jr. (5.6 ppg, 4.3 rpg, 59.7 fg%)

F – Brendan Bailey, 6-8, Fr. (3.1 ppg, 1.7 rpg)

G – Joseph Chartouny, 6-3, Sr. (3.1 ppg, 2.3 rpg, 2.0 apg)

F – Jamal Cain, 6-7, Soph. (1.8 ppg, 2.2 rpg)

OUTLOOK:

Marquette enters the NCAA Tournament an enigma of sorts, boasting a solid non-conference resume that included wins over Wisconsin, Louisville, Kansas State, and Buffalo. The Golden Eagles, though, lost five of their final six games and coughed up the Big East regular-season title due to turnovers and poor late-game execution. The offense begins with Howard, arguably the best scoring guard in Division I but may be less than 100 percent with a sore wrist. If he gets a half-step on his defender, it's all over. He is supported by the Hauser brothers – junior Sam and freshman Joey. Sam Hauser may be one of the most underappreciated swingmen in America with a silky outside shot, while the younger Hauser has a blossoming inside-out game while showing range to the 3-point line. Marquette is at its best when this trio and Anim are firing offensively since Anim can slash into the lane and hit the wing 3. Marquette's defense has improved greatly compared to last season in large part due to John, who led the Big East in blocked shots and is a physical presence. The Golden Eagles have a solid rotation that usually runs eight deep and can go as far as 10. Marquette allayed some nerves about its late-season swoon by ripping St. John's in the Big East tournament, and if that Marquette shows up in the NCAA Tournament, the Golden Eagles could be playing in the second weekend.



Markus Howard



MARYLAND TERRAPINS

Record: (22-10) Region: East/Seed: 6

Conference: Big Ten Conference (Big Ten)

Bid: At-large

Coach: Mark Turgeon

Coach's NCAA Tournament record: 8-8, 3-3 in 3 appearances at Maryland

NCAA Tournament appearances: 28

Consecutive NCAA Tournament appearances: 0 (Last appearance in 2017)

Best NCAA Tournament finish: CHAMPIONS (2002)

Final Four appearances: 2 (2001, 2002)

NCAA Tournament Record: 41-26 (.612)

NCAA Net Ranking: 27
Associated Press Poll Rank: 21
USA TODAY Poll Rank: 21

**Odds to Win It All:
250/1**

Conference Record and finish: 13-7/5th
Conference Tournament finish: Lost in second round
Record in Last 12 games: 6-6 SU, 6-6 ATS, 5-7 O/U
Record in Road and Neutral Site games: 7-7 SU, 9-5 ATS, 4-10 O/U
Record vs. 2019 NCAA Tournament teams: 7-7 SU, 8-6 ATS, 6-8 O/U
(Rankings are Associated Press Top 25 rankings on day of game)

11/28 - Lost to No. 4 Virginia 76-71 (H) (YY)	2/1 - Lost to No. 24 Wisconsin 69-61 (A) (YY)
12/6 - Lost to Purdue 62-60 (A) (XX)	2/12 - Beat No. 12 Purdue 70-56 (H) (XX)
12/22 - Lost to Seton Hall 78-74 (H) (YY)	2/16 - Lost to No. 6 Michigan 65-52 (A) (YX)
1/8 - Beat Minnesota 82-67 (A) (XY)	2/19 - Beat No. 21 Iowa 66-65 (A) (XX)
1/14 - Beat Wisconsin 64-60 (H) (XX)	2/23 - Beat Ohio State 72-62 (H) (XY)
1/18 - Beat Ohio State 75-61 (A) (XX)	3/3 - Lost to No. 9 Michigan 69-62 (H) (YY)
1/21 - Lost to No. 6 Michigan State 69-55 (A) (YX)	3/8 - Beat Minnesota 69-60 (H) (XX)

XX - ATS win, Under	YX - ATS loss, Under	ZX - Push, Under
XY - ATS win, Over	YY - ATS loss, Over	ZY - Push, Over
XZ - ATS win, Push	YZ - ATS loss, Push	ZZ - Push, Push

LAST 5 NCAA TOURNAMENT APPEARANCES:

2017 - No. 6 seed, lost in first round (Xavier) 0-1 SU, 0-1 ATS 0-1 O/U
2016 - No. 5 seed, lost in regional semifinals (Kansas) 2-1 SU, 1-2 ATS, 1-2 O/U
2015 - No. 4 seed, lost in second round (West Virginia) 1-1 SU, 0-2 ATS, 1-1 O/U
2010 - No. 4 seed, lost in second round (Michigan State) 1-1 SU, 1-1 ATS, 2-0 O/U
2009 - No. 10 seed, lost in second round (Memphis) 1-1 SU, 1-1 ATS, 2-0 O/U

LAST 5 NCAA TOURNAMENT APPEARANCES:

RECORD AS HIGHER/LOWER SEED
Higher seed: 4-3 SU, 2-5 ATS, 4-3 O/U
Lower seed: 1-2 SU, 1-2 ATS, 2-1 O/U
Same seed: 0-0 SU, 0-0 ATS, 0-0 O/U

RECORD AS FAVORITE/UNDERDOG
Record as Favorite: 4-2 SU, 2-4 ATS, 4-2 O/U
Record as Underdog: 1-3 SU, 1-3 ATS, 2-2 O/U
Record as Pick 'em: 0-0 SU, 0-0 ATS, 0-0 O/U

SEED RECORDS

(Seeds started in 1979)

Record as No. 1 seed: 6-0
Record as No. 2 seed: 3-2
Record as No. 3 seed: 6-3
Record as No. 4 seed: 6-5
Record as No. 5 seed: 5-4
Record as No. 6 seed: 3-3
Record as No. 7 seed: 1-2
Record as No. 8 seed: 1-1
Record as No. 10 seed: 1-1

POINTS PER GAME:

71.3 (7th in Big Ten/211st in NCAA)

SHOOTING PERCENTAGE:

45.4 (6th in Big Ten/111th in NCAA)

3-POINT SHOOTING PERCENTAGE:

35.3 (5th in Big Ten/126th in NCAA)

FREE THROW PERCENTAGE:

74.8 (2nd in Big Ten/37th in NCAA)

TURNOVERS PER GAME:

13.1 (12th in Big Ten/T-191st in NCAA)

SCORING MARGIN:

6.3 (5th in Big Ten/69th in NCAA)

OPPONENTS' POINTS PER GAME:

65.1 (T-3rd in Big Ten/T-35th in NCAA)

OPPONENTS' SHOOTING PERCENTAGE

39.7 (3rd in Big Ten/16th in NCAA)

OPPONENTS' 3-POINT SHOOTING PERCENTAGE:

32.0 (5th in Big Ten/60th in NCAA)

OPPONENTS' TURNOVERS PER GAME:

9.5 (14th in Big Ten/351st in NCAA)

PROJECTED STARTERS:

G – Anthony Cowan Jr., 6-0, Jr. (16.0 ppg, 4.3 apg, 34.4 3pt%)

G – Eric Ayala, 6-5, Fr. (8.5 ppg, 2.8, 42.2 3pt%)

G – Darryl Morsell, 6-5, Soph. (8.1 ppg, 3.1 rpg, 1.8 apg)

F – Bruno Fernando, 6-10, Soph. (13.7 ppg, 10.4 rpg, 61.8 fg%)

F – Jalen Smith, 6-10, Fr. (11.4 ppg, 6.6 rpg, 1.1 bpg)

TOP RESERVES:

G - Aaron Wiggins, 6-6, Fr. (8.3 ppg, 3.4 rpg, 40.8 3pt%)

G - Serrel Smith Jr., 6-4, Fr. (3.7 ppg, 1.3 rpg)

G - Ricky Lindo, 6-8, Fr. (1.7 ppg, 3.7 rpg)

OUTLOOK:

In the NCAA Tournament for the fourth time in five years and perhaps ahead of schedule for coach Mark Turgeon, the Terrapins were a steady team for most of Big Ten play before suffering some late-season hiccups. Maryland is led by Fernando, a large low-post presence who is coming to his own on the offensive end and drawing attention of NBA scouts. While Fernando bosses the inside, Cowan can score both on the arc and in the paint. He is not the best shooter on the team – that title goes to freshman Ayala and fellow freshman Wiggins – and as long as teams collapse on Fernando in the paint, they are going to get open looks on the perimeter. Including the Big Ten tournament, the Terrapins have not won a post-season game since the second round of the 2016 NCAA Tournament, and with so much youth – Cowan is the only upperclassmen in Maryland’s rotation – they are likely to be a prime target for a first-round loss to a lesser-seeded team. Fernando is the real deal, but Maryland has to regroup quickly after a disappointing exit in the Big Ten tournament to avoid a sour taste to an otherwise over-achieving season. Something else to keep in mind – Maryland is last in Division I in forcing turnovers, and both Belmont and Temple do a good job valuing the ball.



Bruno Fernando



MICHIGAN WOLVERINES

Record: (28-6) Region: West/Seed: 2

Conference: Big Ten Conference (Big Ten)

Bid: At-large

Coach: John Beilein

Coach's NCAA Tournament record: 24-12, 18-8 in eight appearances with Michigan

NCAA Tournament appearances: 29

Consecutive NCAA Tournament appearances: 4 (Last missed in 2015)

Best NCAA Tournament finish: CHAMPIONS (1989)

Final Four appearances: 8 (1964, 1965, 1976, 1989, 1992, 1993, 2013, 2018)

NCAA Tournament Record: 59-27 (.686)

NCAA Net Ranking: 9
Associated Press Poll Rank: 10
USA TODAY Poll Rank: 11

**Odds to Win It All:
18/1**

Conference Record and finish: 15-5/3rd
Conference Tournament finish: Lost in final
Record in Last 12 games: 8-4 SU, 8-4 ATS, 6-6 O/U
Record in Road and Neutral Site games: 11-5 SU, 10-6 ATS, 6-9 O/U
Record vs. 2019 NCAA Tournament teams: 11-5 SU, 10-6 ATS, 4-12 O/U

(Rankings are Associated Press Top 25 rankings on day of game)

11/14 – Beat No. 8 Villanova 73-46 (A) (XX)	2/16 – Beat No. 24 Maryland 65-52 (H) (XX)
11/28 – Beat No. 11 North Carolina 84-67 (H) (XY)	2/21 – Beat Minnesota 69-60 (A) (XX)
12/1 – Beat No. 19 Purdue 76-57 (H) (XX)	2/24 – Lost to No. 10 Michigan State 77-70 (H) (YY)
1/19 – Lost to Wisconsin 64-54 (A) (YX)	3/3 – Beat No. 17 Maryland 69-62 (A) (XY)
1/22 – Beat Minnesota 59-57 (H) (YX)	3/9 – Lost to No. 9 Michigan State 75-63 (A) (YY)
1/29 – Beat Ohio State 65-49 (H) (XX)	3/15 – Beat Iowa 74-53 (N) (XX)
2/1 – Lost to Iowa 74-59 (A) (YX)	3/16 – Beat Minnesota 76-49 (N) (XX)
2/9 – Beat No. 19 Wisconsin 61-52 (H) (XX)	3/17 – Lost to No. 6 Michigan State 65-60 (N) (YX)

XX – ATS win, Under	YX – ATS loss, Under	ZX – Push, Under
XY – ATS win, Over	YY – ATS loss, Over	ZY – Push, Over
XZ – ATS win, Push	YZ – ATS loss, Push	ZZ – Push, Push

LAST 5 NCAA TOURNAMENT APPEARANCES:

2018 – No. 3 seed, lost in National Championship (Villanova) 5-1 SU, 3-2-1 ATS 1-5 O/U
2017 – No. 7 seed, lost in regional semifinals (Oregon) 2-1 SU, 1-1-1 ATS, 1-1-1 O/U
2016 – No. 11 seed (First Four), lost in first round (Notre Dame) 1-1 SU, 1-1 ATS, 0-2 O/U
2014 – No. 2 seed, lost in regional final (Kentucky) 3-1 SU, 2-1-1 ATS, 3-1 O/U
2013 – No. 4 seed, lost in National Championship (Louisville) 5-1 SU, 5-1 ATS, 3-3 O/U

LAST 5 NCAA TOURNAMENT APPEARANCES:

RECORD AS HIGHER/LOWER SEED

Higher seed: 11-1 SU, 8-2-2 ATS, 5-7 O/U
Lower seed: 3-4 SU, 3-3-1 ATS, 3-3-1 O/U
Same seed: 2-0 SU, 2-0 ATS, 0-2 O/U

RECORD AS FAVORITE/UNDERDOG

Record as Favorite: 13-0 SU, 10-1-2 ATS, 4-9 O/U
Record as Underdog: 3-5 SU, 3-4-1 ATS, 4-3-1 O/U
Record as Pick 'em: 0-0 SU, 0-0 ATS, 0-0 O/U

SEED RECORDS

(Seeds started in 1979)

Record as No. 1 seed: 6-2
Record as No. 2 seed: 4-2
Record as No. 3 seed: 18-5
Record as No. 4 seed: 5-2
Record as No. 6 seed: 5-1
Record as No. 7 seed: 3-2
Record as No. 8 seed: 1-1
Record as No. 9 seed: 1-2
Record as No. 10 seed: 1-1
Record as No. 11 seed: 1-1

POINTS PER GAME:

70.4 (9th in Big Ten/230th in NCAA)

SHOOTING PERCENTAGE:

45.0 (6th in Big Ten/139th in NCAA)

3-POINT SHOOTING PERCENTAGE:

35.0 (6th in Big Ten/141st in NCAA)

FREE THROW PERCENTAGE:

69.8 (9th in Big Ten/202nd in NCAA)

TURNOVERS PER GAME:

8.8 (1st in Big Ten/1st in NCAA)

SCORING MARGIN:

11.8 (2nd in Big Ten/20th in NCAA)

OPPONENTS' POINTS PER GAME:

58.6 (1st in Big Ten/2nd in NCAA)

OPPONENTS' SHOOTING PERCENTAGE

39.9 (4th in Big Ten/20th in NCAA)

OPPONENTS' 3-POINT SHOOTING PERCENTAGE:

28.9 (1st in Big Ten/5th in NCAA)

OPPONENTS' TURNOVERS PER GAME:

11.9 (9th in Big Ten/274th in NCAA)

PROJECTED STARTERS:

G – Xavier Simpson, 6-0, Jr. (9.2 ppg, 4.9 rpg, 6.6 apg)
G – Jordan Poole, 6-5, Soph. (12.8 ppg, 3.0 rpg, 37.2 3pt%)
G – Charles Matthews, 6-6, Sr. (12.0 ppg, 4.8 rpg, 1.5 apg)
F – Ignas Brazdeikis, 6-7, Fr. (15.1 ppg, 5.2 rpg, 42.0 3pt%)
C – Jon Teske, 7-1, Jr. (9.6 ppg, 6.9 rpg, 2.1 bpg)

TOP RESERVES:

F – Isaiah Livers, 6-7, Soph. (8.1 ppg, 4.0 rpg, 45.0 3pt%)
G – Eli Brooks, 6-1, Soph. (2.5 ppg, 1.2 apg)

OUTLOOK:

Twice an NCAA Tournament finalist in the last five years, Michigan has retooled more than reloaded – though Brazdeikis' emergence to replace Moritz Wagner is a key reason for the team's success – and a contender to get back to the Final Four. Coach John Beilein continues to be an underappreciated genius between a constantly evolving offense and an airtight defense among the stingiest in the nation. The Wolverines, though, need Matthews to be at 100 percent or as close as possible as he gives them a player who can create his own shot off the bounce. Poole and Simpson are a solid backcourt duo, and Simpson has made great strides as a facilitator on the offensive end by nearly doubling his assist average from last season. Teske is an above-average rim protector who contributes on the offensive end. If there is a concern for Michigan, it is the lack of scoring punch off the bench beyond Livers – the Wolverines have six players averaging 7.7 or more points but no one else above 2.4 per game – and that lack of consistent offensive production could put them at risk of a second-round exit against an elite offensive team. The Wolverines, though, rarely beat themselves; they have to be beaten. Though a clear cut below the NCAA Tournament title contenders, Michigan has a battle-tested team easily capable of returning to the Final Four.



Zavier Simpson



MICHIGAN STATE SPARTANS

Record: (28-6) Region: East/Seed: 2

Conference: Big Ten Conference (Big Ten)

Bid: Automatic

Coach: Tom Izzo

Coach's NCAA Tournament record: 48-21 in 20 appearances

NCAA Tournament appearances: 33

Consecutive NCAA Tournament appearances: 22 (Last missed in 1997)

Best NCAA Tournament finish: CHAMPIONS (1979, 2000)

Final Four appearances: 9 (1957, 1979, 1999, 2000, 2001, 2005, 2009, 2010, 2015)

NCAA Tournament Record: 65-31 (.677)

NCAA Net Ranking: 8
Associated Press Poll Rank: 6
USA TODAY Poll Rank: 7

**Odds to Win It All:
15/1**

Conference Record and finish: 16-4/T-1st
Conference Tournament finish: Won
Record in Last 12 games: 10-2 SU, 8-4 ATS, 5-7 O/U
Record in Road and Neutral Site games: 13-5 SU, 11-3 ATS, 6-8 O/U
Record vs. 2019 NCAA Tournament teams: 14-3 SU, 13-4 ATS, 7-10 O/U

(Rankings are Associated Press Top 25 rankings on day of game)

11/6 – Lost to No. 1 Kansas 92-87 (N) (YY) 2/9 – Beat Minnesota 79-55 (H) (XX)
11/27 – Lost to Louisville 82-78 (A) (YY) 2/12 – Beat No. 20 Wisconsin 67-59 (A) (XX)
12/3 – Beat No. 18 Iowa 90-68 (H) (XY) 2/17 – Beat Ohio State 62-44 (H) (XX)
12/8 – Beat Florida 63-59 (A) (XX) 2/24 – Beat No. 7 Michigan 77-70 (A) (XY)
1/5 – Beat No. 14 Ohio State 86-77 (A) (XY) 3/9 – Beat No. 7 Michigan 75-63 (H) (XY)
1/8 – Beat Purdue 77-59 (H) (XX) 3/15 – Beat Ohio State 77-70 (N) (YY)
1/21 – Beat No. 13 Maryland 69-55 (H) (XX) 3/16 – Beat No. 19 Wisconsin 67-55 (N) (XX)
1/24 – Beat No. 19 Iowa 82-67 (A) (XX) 3/17 – Beat No. 10 Michigan 65-60 (N) (XX)
1/27 – Lost to Purdue 73-63 (A) (YX)

XX – ATS win, Under YX – ATS loss, Under ZX – Push, Under
XY – ATS win, Over YY – ATS loss, Over ZY – Push, Over
XZ – ATS win, Push YZ – ATS loss, Push ZZ – Push, Push

LAST 5 NCAA TOURNAMENT APPEARANCES:

2018 – No. 3 seed, lost in second round (Syracuse) 1-1 SU, 0-2 ATS 1-1 O/U
2017 – No. 9 seed, lost in second round (Kansas) 1-1 SU, 1-1 ATS, 2-0 O/U
2016 – No. 2 seed, lost in first round (Middle Tennessee) 0-1 SU, 0-1 ATS, 1-0 O/U
2015 – No. 7 seed, lost in National Semifinals (Duke) 4-1 SU, 4-1 ATS, 3-2 O/U
2014 – No. 4 seed, lost in regional final (Connecticut) 3-1 SU, 0-3-1 ATS, 2-2 O/U

LAST 5 NCAA TOURNAMENT APPEARANCES:

RECORD AS HIGHER/LOWER SEED

Higher seed: 5-3 SU, 2-5-1 ATS, 6-1 O/U
Lower seed: 4-2 SU, 3-3 ATS, 3-3 O/U
Same seed: 0-0 SU, 0-0 ATS, 0-0 O/U

RECORD AS FAVORITE/UNDERDOG

Record as Favorite: 7-3 SU, 3-6-1 ATS, 6-4 O/U
Record as Underdog: 2-2 SU, 2-2 ATS, 3-1 O/U
Record as Pick 'em: 0-0 SU, 0-0 ATS, 0-0 O/U

SEED RECORDS

(Seeds started in 1979)

Record as No. 1 seed: 18-4
Record as No. 2 seed: 10-2
Record as No. 3 seed: 3-3
Record as No. 4 seed: 5-2
Record as No. 5 seed: 14-7
Record as No. 6 seed: 0-1
Record as No. 7 seed: 8-4
Record as No. 9 seed: 2-2
Record as No. 10 seed: 0-3

POINTS PER GAME:

78.8 (1st in Big Ten/43rd in NCAA)

SHOOTING PERCENTAGE:

48.6 (1st in Big Ten/15th in NCAA)

3-POINT SHOOTING PERCENTAGE:

38.4 (1st in Big Ten/22nd in NCAA)

FREE THROW PERCENTAGE:

75.0 (1st in Big Ten/34th in NCAA)

TURNOVERS PER GAME:

12.9 (11th in Big Ten/166th in NCAA)

SCORING MARGIN:

13.3 (1st in Big Ten/13th in NCAA)

OPPONENTS' POINTS PER GAME:

65.5 (5th in Big Ten/38th in NCAA)

OPPONENTS' SHOOTING PERCENTAGE

37.8 (1st in Big Ten/3rd in NCAA)

OPPONENTS' 3-POINT SHOOTING PERCENTAGE:

31.8 (4th in Big Ten/51st in NCAA)

OPPONENTS' TURNOVERS PER GAME:

10.4 (13th in Big Ten/344th in NCAA)

PROJECTED STARTERS:

G – Cassius Winston, 6-1, Jr. (18.9 ppg, 7.6 apg, 40.4 3pt%)

G – Matt McQuaid, 6-5, Sr. (9.9 ppg, 3.1 rpg, 43.3 3pt%)

F – Aaron Henry, 6-6, Fr. (5.4 ppg, 3.6 rpg, 1.4 apg)

F – Xavier Tillman, 6-8, Soph. (9.4 ppg, 7.1 rpg, 60.4 fg%)

F – Kenny Goins, 6-7, Sr. (8.3 ppg, 8.9 rpg, 2.3 apg)

TOP RESERVES:

G/F - Kyle Ahrens, 6-6, Jr. (4.7 ppg, 2.5 rpg, 1.0 apg)

F - Thomas Kithier, 6-8, Fr. (1.7 ppg, 1.4 rpg)

F - Nick Ward, 6-9, Jr. (14.0 ppg, 6.2 rpg, 59.9 fg%)

INJURED:

G - Joshua Langford, 6-5, Jr. (15.0 ppg, 3.6 rpg, 40.3 3pt%)

OUTLOOK:

Underestimate the wounded Spartans at your own risk. Tom Izzo has done a masterful job juggling a roster that has had to be reconfigured on the fly while playing without two starters for a good stretch of the season and without Langford for the NCAA Tournament. Ward only made his return during the Big Ten tournament, and is clearly limited offensively playing with a soft cast on his hand. The engine of Michigan State, though, starts with Winston – arguably the best point guard in the country when it comes to finding his teammates and decision-making while running the offense. He too is less than 100 percent as he has been battling knee and foot injuries over the past month. Langford's absence has thrust McQuaid into the role of secondary perimeter threat behind Winston and he has shown flashes of handling that responsibility. The Spartans continue to be solid under the basket on both ends of the court and have both the size and depth to pound anyone off the glass. Michigan State will go as far as Winston can carry it, which means opponents are going to throw multiple defenders at him and make him work all 94 feet on both offense and defense, Langford's absence may be the primary reason the Spartans wind up short of the Final Four – scoring is vital – but they are also a potential second-round upset waiting to happen if paired against a team with an upperclassmen backcourt and strong guard play.



Cassius Winston



MINNESOTA GOLDEN GOPHERS

Record: (21-13) Region: East/Seed: 10

Conference: Big Ten Conference (Big Ten)

Bid: At-large

Coach: Richard Pitino

Coach's NCAA Tournament Record: 5-4; 0-1 in 1 appearance with Minnesota

NCAA Tournament appearances: 14

Consecutive NCAA Tournament appearances: 0 (Last appearance in 2017)

Best NCAA Tournament finish: National Semifinals (1997)

Final Four appearances: 1 (1997)

NCAA Tournament Record: 13-13 (.500)

NCAA Net Ranking: 61
Associated Press Poll Rank: NRV
USA TODAY Poll Rank: NRV

Odds to Win It All:
500/1

Conference Record and finish: 9-11/7th
Conference Tournament finish: Lost in semifinals
Record in Last 12 games: 5-7 SU, 6-6 ATS, 4-8 O/U
Record in Road and Neutral Site games: 8-10 SU, 9-9 ATS, 5-10 O/U
Record vs. 2019 NCAA Tournament teams: 5-9 SU, 7-7 ATS, 4-9-1 O/U

(Rankings are Associated Press Top 25 rankings on day of game)

11/21 – Beat Washington 68-66 (XX)	2/6 – Lost to No. 19 Wisconsin 56-51 (H) (YX)
12/2 – Lost to No. 16 Ohio State 79-59 (A) (YZ)	2/9 – Lost to No. 9 Michigan State 79-55 (A) (YX)
1/3 – Beat No. 22 Wisconsin 59-52 (A) (XX)	2/21 – Lost to No. 7 Michigan 69-60 (H) (YX)
1/8 – Lost to Maryland 82-67 (H) (YY)	3/5 – Beat No. 11 Purdue 73-69 (H) (XY)
1/22 – Lost to No. 5 Michigan 59-57 (H) (XX)	3/8 – Lost to No. 24 Maryland 69-60 (A) (YX)
1/27 – Beat No. 19 Iowa 92-87 (XY)	3/15 – Beat No. 13 Purdue 75-73 (N) (XY)
2/3 – Lost to No. 17 Purdue 73-63 (A) (XX)	3/16 – Lost to No. 10 Michigan 76-49 (N) (YX)

XX – ATS win, Under	YX – ATS loss, Under	ZX – Push, Under
XY – ATS win, Over	YY – ATS loss, Over	ZY – Push, Over
XZ – ATS win, Push	YZ – ATS loss, Push	ZZ – Push, Push

LAST 5 NCAA TOURNAMENT APPEARANCES:

2017 – No. 5 seed, lost in first round (Middle Tennessee) 0-1 SU, 0-1 ATS 1-0 O/U
2013 – No. 11 seed, lost in second round (Florida) 1-1 SU, 1-1 ATS, 2-0 O/U
2010 – No. 11 seed, lost in first round (Xavier) 0-1 SU, 0-1 ATS, 0-1 O/U
2009 – No. 10 seed, lost in first round (Texas) 0-1 SU, 0-1 ATS, 1-0 O/U
2005 – No. 8 seed, lost in first round (Iowa State) 0-1 SU, 0-1 ATS, 0-1 O/U

LAST 5 NCAA TOURNAMENT APPEARANCES:

RECORD AS HIGHER/LOWER SEED

Higher seed: 0-2 SU, 0-2 ATS, 1-1 O/U
Lower seed: 1-3 SU, 1-3 ATS, 3-1 O/U
Same seed: 0-0 SU, 0-0 ATS, 0-0 O/U

RECORD AS FAVORITE/UNDERDOG

Record as Favorite: 1-0 SU, 1-0 ATS, 1-0 O/U
Record as Underdog: 0-5 SU, 0-5 ATS, 3-2 O/U
Record as Pick 'em: 0-0 SU, 0-0 ATS, 0-0 O/U

SEED RECORDS

(Seeds started in 1979)

Record as No. 1 seed: 4-1
Record as No. 2 seed: 1-1
Record as No. 5 seed: 0-1
Record as No. 6 seed: 4-2
Record as No. 7 seed: 0-1
Record as No. 8 seed: 0-2
Record as No. 10 seed: 0-1
Record as No. 11 seed: 3-3

POINTS PER GAME:

70.8 (8th in Big Ten/228th in NCAA)

SHOOTING PERCENTAGE:

43.7 (8th in Big Ten/216th in NCAA)

3-POINT SHOOTING PERCENTAGE:

32.1 (10th in Big Ten/291st in NCAA)

FREE THROW PERCENTAGE:

67.9 (11th in Big Ten/277th in NCAA)

TURNOVERS PER GAME:

12.0 (6th in Big Ten/85th in NCAA)

SCORING MARGIN:

1.6 (10th in Big Ten/T-161st in NCAA)

OPPONENTS' POINTS PER GAME:

69.2 (12th in Big Ten/121st in NCAA)

OPPONENTS' SHOOTING PERCENTAGE

43.4 (11th in Big Ten/160th in NCAA)

OPPONENTS' 3-POINT SHOOTING PERCENTAGE:

33.9 (11th in Big Ten/159th in NCAA)

OPPONENTS' TURNOVERS PER GAME:

11.4 (11th in Big Ten/302nd in NCAA)

PROJECTED STARTERS:

- G – Amir Coffey, 6-8, Jr. (16.3 ppg, 3.6 rpg, 3.2 apg)
- G – Gabe Kalscheur, 6-4, Fr. (9.9 ppg, 1.8 rpg, 41.6 3pt%)
- G – Dupree McBrayer, 6-5, Sr. (9.1 ppg, 2.2 rpg, 3.0 apg)
- F – Jordan Murphy, 6-7, Sr. (14.8 ppg, 11.5 rpg, 2.7 apg)
- C – Daniel Oturu, 6-10, Fr. (10.8 ppg, 7.2 rpg, 1.4 bpg)

TOP RESERVES:

- F - Eric Curry, 6-9, Soph. (4.1 ppg, 3.1 rpg, 1.7 apg)
- G - Brock Stull, 6-4, Sr. (1.4 ppg, 1.3 rpg)
- F - Michael Hurt, 6-7, Jr. (1.7 ppg, 1.2 rpg)
- G - Isaiah Washington, 6-1, Soph. (4.1 ppg, 2.9 apg)

OUTLOOK:

Minnesota played its way into the NCAA Tournament on a late-season surge that included a pair of wins over Big Ten co-champion Purdue – including one in the tournament quarterfinals – but there is a sense this team underachieved with a sub-.500 record in conference play given the talent Richard Pitino has in its starting five. The Gophers have one of the better inside-outside duos in the country in Murphy – whose 67 double-doubles are second-most among active Division I players – and Coffey, whose length on the perimeter defensively is a luxury few teams have. The freshman tandem of Oturu and Kalscheur stepped into the starting lineup immediately and are averaging in double figures, while McBrayer does a little bit of everything as a swingman. The Golden Gophers are a deep team in terms of personnel but not in scoring – the starting five accounts for almost 85 percent of the team’s points – so staying out of foul trouble is paramount for any success Minnesota can attain. Minnesota overachieved two years ago as a No. 5 seed but ran into a completely horrible matchup in Middle Tennessee and made a first-round exit. The situation can be reversed to a degree this time around, though the Gophers should definitely be better than a 12 seed. Minnesota has second-round potential, but to get beyond that, it will need one of its best efforts of the season.



Amir Coffey



MISSISSIPPI STATE BULLDOGS

Record: (23-10) Region: East/Seed: 5

Conference: Southeastern Conference (SEC)

Bid: At-Large

Coach: Ben Howland

Coach's NCAA Tournament Record: 19-10; 1st appearance with Mississippi State

NCAA Tournament appearances: 11

Consecutive NCAA Tournament appearances: 0 (Last appearance in 2009)

Best NCAA Tournament finish: National Semifinals (1996)

Final Four appearances: 1 (1996)

NCAA Tournament Record: 11-10 (.524)

NCAA Net Ranking: 19
Associated Press Poll Rank: 28
USA TODAY Poll Rank: 28

Conference Record and finish: 10-8/T-6th
Conference Tournament finish: Lost in quarterfinals
Record in Last 12 games: 7-5 SU, 7-5 ATS, 4-8 O/U
Record in Road and Neutral Site games: 9-7 SU, 7-9 ATS, 6-10 O/U
Record vs. 2019 NCAA Tournament teams: 6-8 SU, 4-10 ATS, 7-7 O/U

(Rankings are Associated Press Top 25 rankings on day of game)

11/19 – Lost to Arizona State 72-67 (N) (YX)	1/26 – Beat No. 16 Auburn 92-84 (H) (YY)
11/21 – Beat Saint Mary's 61-57 (N) (YX)	2/2 – Beat Ole Miss 81-75 (A) (XY)
12/15 – Beat Cincinnati 70-59 (H) (XX)	2/6 – Lost to No. 21 LSU 92-88 (H) (YY)
12/19 – Beat Wofford 98-87 (H) (XY)	2/9 – Lost to No. 5 Kentucky 71-67 (H) (YX)
1/12 – Lost to Ole Miss 81-77 (H) (YY)	3/2 – Lost to Auburn 80-75 (A) (XY)
1/15 – Beat Florida 71-68 (H) (YX)	3/5 – Lost to No. 5 Tennessee 71-54 (A) (YX)
1/22 – Lost to No. 8 Kentucky 76-55 (A) (YX)	3/15 – Lost to No. 6 Tennessee 83-76 (N) (YY)

XX – ATS win, Under	YX – ATS loss, Under	ZX – Push, Under
XY – ATS win, Over	YY – ATS loss, Over	ZY – Push, Over
XZ – ATS win, Push	YZ – ATS loss, Push	ZZ – Push, Push

**Odds to Win It All:
200/1**

POINTS PER GAME:

77.3 (4th in SEC/63rd in NCAA)

SHOOTING PERCENTAGE:

47.2 (3rd in SEC/46th in NCAA)

3-POINT SHOOTING PERCENTAGE:

37.8 (1st in SEC/36th in NCAA)

FREE THROW PERCENTAGE:

71.5 (6th in SEC/149th in NCAA)

TURNOVERS PER GAME:

13.3 (8th in SEC/T-180th in NCAA)

SCORING MARGIN:

7.2 (5th in SEC/56th in NCAA)

OPPONENTS' POINTS PER GAME:

70.1 (6th in SEC/T-148h in NCAA)

OPPONENTS' SHOOTING PERCENTAGE:

43.7 (12th in SEC/178th in NCAA)

OPPONENTS' 3-POINT SHOOTING PERCENTAGE:

35.3 (13th in SEC/235th in NCAA)

OPPONENTS' TURNOVERS PER GAME:

13.6 (7th in SEC/129th in NCAA)

LAST 5 NCAA TOURNAMENT APPEARANCES:

2009 – No. 13 seed, lost in first round (Washington) 0-1 SU, 0-1 ATS 0-1 O/U
2008 – No. 9 seed, lost in second round (Memphis) 1-1 SU, 2-0 ATS, 2-0 O/U
2005 – No. 9 seed, lost in second round (Duke) 1-1 SU, 2-0 ATS, 1-1 O/U
2004 – No. 2 seed, lost in second round (Xavier) 1-1 SU, 1-1 ATS, 0-2 O/U
2003 – No. 5 seed, lost in first round (Butler) 0-1 SU, 0-1 ATS, 0-1 O/U

LAST 5 NCAA TOURNAMENT APPEARANCES:

RECORD AS HIGHER/LOWER SEED

Higher seed: 1-2 SU, 1-2 ATS, 2-1 O/U
Lower seed: 2-3 SU, 4-1 ATS, 3-2 O/U
Same seed: 0-0 SU, 0-0 ATS, 0-0 O/U

RECORD AS FAVORITE/UNDERDOG

Record as Favorite: 3-2 SU, 3-2 ATS, 4-1 O/U
Record as Underdog: 0-3 SU, 2-1 ATS, 1-2 O/U
Record as Pick 'em: 0-0 SU, 0-0 ATS, 0-0 O/U

SEED RECORDS

(Seeds started in 1979)

Record as No. 2 seed: 1-1
Record as No. 5 seed: 6-4
Record as No. 9 seed: 2-2
Record as No. 13 seed: 0-1

PROJECTED STARTERS:

G – Quindary Weatherspoon, 6-4, Sr. (18.2 ppg, 4.7 rpg, 39.8 3pt%)

G – Tyson Carter, 6-4, Jr. (10.5 ppg, 2.0 rpg, 36.9 3pt%)

G – Lamar Peters, 6-0, Jr. (11.7 ppg, 5.2 apg, 38.1 3pt%)

F – Abdul Ado, 6-11, Soph. (4.8 ppg, 4.5 rpg, 1.8 bpg)

F – Reggie Perry, 6-10, Fr. (9.8 ppg, 7.1 rpg, 50.9 fg%)

TOP RESERVES:

G - Robert Woodard II, 6-7, Fr. (5.3 ppg, 4.0 rpg)

F - Aric Holman, 6-10, Sr. (9.7 ppg, 6.2 rpg, 43.1 3pt%)

INJURED:

OUTLOOK:

Mississippi State fell off the radar once SEC play began after a promising start that included early season publicity in the AP Top 25. Howland is no stranger to the NCAA Tournament having guided UCLA to three consecutive Final Four appearances, and the Bulldogs are the fourth different school he has guided to the NCAA Tournament along with Northern Arizona and Pitt in addition to the Bruins. Quindary Weatherspoon is one of the best scorers in the SEC and the country, capable of getting to the rim and consistently hitting 3-pointers. There is plenty of size in the frontcourt with Ado, Perry, and Holman, with Ado a serviceable rim protector, Perry a low-post presence offensively, and Holman a sneaky-good 3-point shooter as one of four Bulldogs players to hit at least 40 3-pointers on the season. Mississippi State is capable of playing the rock-fight defense Howland thrives on in March – there was a five-game stretch in SEC play during which it allowed 61.2 points per game on under 40 percent shooting – but it has failed to consistently slow down good offensive teams and given up 70.1 points per game on the season. Mississippi State should be able to parlay its NIT semifinal run last season into at least one NCAA Tournament win, and the right second-round matchup could result in a Sweet 16 appearance.



Quindary Weatherspoon



Record: (20-12) Region: South/Seed: 8

Conference: Southeastern Conference (SEC)

Bid: At-Large

Coach: Kermit Davis

Coach's NCAA Tournament Record: 2-5; 1st appearance with Ole Miss

NCAA Tournament appearances: 9

Consecutive NCAA Tournament appearances: 0 (Last appearance in 2015)

Best NCAA Tournament finish: Regional semifinals (2001)

Final Four appearances: NONE

NCAA Tournament Record: 5-8 (.385)

NCAA Net Ranking: 36
Associated Press Poll Rank: NRV
USA TODAY Poll Rank: NRV

Odds to Win It All:
500/1

Conference Record and finish: 10-8/T-6th
Conference Tournament finish: Lost in second round
Record in Last 12 games: 6-6 SU, 7-5 ATS, 4-8 O/U
Record in Road and Neutral Site games: 9-7 SU, 12-4 ATS, 6-10 O/U
Record vs. 2019 NCAA Tournament teams: 4-7 SU, 7-4 ATS, 6-5 O/U
(Rankings are Associated Press Top 25 rankings on day of game)

11/23 – Beat Baylor 78-70 (N) (XY) 1/30 – Lost to Florida 90-86 (A) (XY)
11/24 – Lost to Cincinnati 71-57 (N) (YX) 2/2 – Lost to No. 22 Mississippi State 81-75 (H) (YY)
1/9 – Beat No. 11 Auburn 82-67 (H) (XX) 2/13 – Beat Auburn 60-55 (A) (XX)
1/12 – Beat No. 14 Mississippi State 81-77 (A) (XY) 2/27 – Lost to No. 7 Tennessee 73-71 (H) (XX)
1/15 – Lost to LSU 83-69 (H) (YX) 3/5 – Lost to No. 6 Kentucky 80-76 (H) (XY)
1/26 – Lost to No. 24 Iowa State 87-73 (H) (YY)

XX – ATS win, Under YX – ATS loss, Under ZX – Push, Under
XY – ATS win, Over YY – ATS loss, Over ZY – Push, Over
XZ – ATS win, Push YZ – ATS loss, Push ZZ – Push, Push

LAST 5 NCAA TOURNAMENT APPEARANCES:

2015 – No. 11 seed (First Four), lost in first round (Xavier) 1-1 SU, 1-1 ATS 1-1 O/U
2013 – No. 12 seed, lost in second round (La Salle) 1-1 SU, 1-1 ATS, 1-1 O/U
2002 – No. 9 seed, lost in first round (UCLA) 0-1 SU, 0-1 ATS, 1-0 O/U
2001 – No. 3 seed, lost in regional semifinals (Arizona) 2-1 SU, 2-1 ATS, 1-2 O/U
1999 – No. 9 seed, lost in second round (Michigan State) 1-1 SU, 1-1 ATS, 1-0-1 O/U

LAST 5 NCAA TOURNAMENT APPEARANCES:

RECORD AS HIGHER/LOWER SEED

Higher seed: 2-1 SU, 1-2 ATS, 2-1 O/U
Lower seed: 2-4 SU, 3-3 ATS, 2-3-1 O/U
Same seed: 1-0 SU, 1-0 ATS, 1-0 O/U

RECORD AS FAVORITE/UNDERDOG

Record as Favorite: 2-1 SU, 0-3 ATS, 2-0-1 O/U
Record as Underdog: 3-3 SU, 5-1 ATS, 2-4 O/U
Record as Pick 'em: 0-1 SU, 0-1 ATS, 1-0 O/U

SEED RECORDS

(Seeds started in 1979)

Record as No. 3 seed: 2-1
Record as No. 4 seed: 0-1
Record as No. 8 seed: 0-1
Record as No. 9 seed: 1-2
Record as No. 10 seed: 0-1
Record as No. 11 seed: 1-1
Record as No. 12 seed: 1-1

POINTS PER GAME:

75.4 (7th in SEC/104th in NCAA)

SHOOTING PERCENTAGE:

45.9 (5th in SEC/81st in NCAA)

3-POINT SHOOTING PERCENTAGE:

35.8 (6th in SEC/108th in NCAA)

FREE THROW PERCENTAGE:

78.3 (1st in SEC/3rd in NCAA)

TURNOVERS PER GAME:

12.7 (5th in SEC/150th in NCAA)

SCORING MARGIN:

5.0 (6th in SEC/92nd in NCAA)

OPPONENTS' POINTS PER GAME:

70.4 (7th in SEC/157th in NCAA)

OPPONENTS' SHOOTING PERCENTAGE

44.1 (14th in SEC/200th in NCAA)

OPPONENTS' 3-POINT SHOOTING PERCENTAGE:

37.2 (14th in SEC/321st in NCAA)

OPPONENTS' TURNOVERS PER GAME:

14.6 (6th in SEC/T-66th in NCAA)

PROJECTED STARTERS:

G – Terence Davis, 6-4, Sr. (15.1 ppg, 5.8 rpg, 36.7 3pt%)

G – Breein Tyree, 6-2, Jr. (18.2 ppg, 3.0 rpg, 38.5 3pt%)

G/F – Blake Hinson, 6-7, Sr. (8.2 ppg, 2.8 rpg)

G – Devontae Shuler, 6-2, Soph. (10.2 ppg, 4.2 rpg, 39.7 3pt%)

F – Bruce Stevens, 6-8, Sr. (8.5 ppg, 4.4 rpg)

TOP RESERVES:

F - KJ Buffen, 6-7, Fr. (6.2 ppg, 4.3 rpg, 1.2 apg)

G - D.C. Davis, 5-11, Sr. (2.2 ppg, 1.5 rpg)

C - Dominik Olejniczak, 7-0, Jr. (5.3 ppg, 2.9 rpg, 56.8 fg%)

OUTLOOK:

Tasked with turning around an Ole Miss program that had backslid since its last NCAA Tournament appearance in 2015, Kermit Davis accelerated the timetable for success in Oxford and got the Rebels dancing in his first season. It will be the third NCAA Tournament appearance in four years for Davis, who guided Middle Tennessee to a pair of second-round appearances as a No. 12 seed in 2017 and a No. 15 seed in 2016. Ole Miss a perimeter-oriented team with four guards capable of knocking down 3-point shots. Tyree is the best of the quartet, though Davis not far behind. The Rebels essentially have three point guards as Tyree, Davis, and Shuler share playmaking duties and combined to average more than 9.0 assists among them. Davis is solid two-way player who helps Stevens with rebounding responsibilities, though Ole Miss' starting five does lack a rim protector on the defensive end when Olejniczak is not on the court. Ole Miss' relatively light non-conference schedule is a concern – it lost to Cincinnati and Iowa State while beating Baylor – and it failed to distinguish itself against the heavyweights in the SEC by going 0-4 against the top four teams. The Rebels are also not a good defensive team on the perimeter, which means running into a team that can shoot from the outside could result in them being 1-and-done.



Breein Tyree



MONTANA GRIZZLIES

Record: (26-8) Region: West/Seed: 15

Conference: Big Sky Conference (BSky)

Bid: Automatic

Coach: Travis DeCuire

Coach's NCAA Tournament Record: 0-1 in 1 appearance

NCAA Tournament appearances: 12

Consecutive NCAA Tournament appearances: 2 (Last missed in 2017)

Best NCAA Tournament finish: Regional Semifinals (1975)

Final Four appearances: NONE

NCAA Tournament Record: 2-12 (.143)

NCAA Net Ranking: 124
Associated Press Poll Rank: NRV
USA TODAY Poll Rank: NRV

Conference Record and finish: 16-4/1st
Conference Tournament finish: Won
Record in Last 12 games: 10-2 SU, 6-6 ATS, 7-5 O/U
Record in Road and Neutral Site games: 14-6 SU, 11-9 ATS, 13-7 O/U
Record vs. 2019 NCAA Tournament teams: 2-1 SU, 1-2 ATS, 1-2 O/U
(Rankings are Associated Press Top 25 rankings on day of game)

11/9 – Beat Montana 81-74 (XY)
12/8 – Lost to UC Irvine 60-51 (A) (YX)
12/17 – Beat North Dakota State 60-53 (A) (YX)

XX – ATS win, Under XY – ATS win, Over XZ – ATS win, Push
YX – ATS loss, Under YY – ATS loss, Over YZ – ATS loss, Push
ZX – Push, Under ZY – Push, Over ZZ – Push, Push

**Odds to Win It All:
1000/1**

LAST 5 NCAA TOURNAMENT APPEARANCES:

2018 – No. 14 seed, lost in first round (Michigan) 0-1 SU, 0-1 ATS, 0-1 O/U
2013 – No. 13 seed, lost in first round (Syracuse) 0-1 SU, 0-1 ATS, 0-1 O/U
2012 – No. 13 seed, lost in first round (Wisconsin), 0-1 SU, 0-1 ATS, 1-0 O/U
2010 – No. 14 seed, lost in first round (New Mexico) 0-1 SU, 1-0 ATS, 0-1 O/U
2006 – No. 12 seed, lost in second round (Boston College) 1-1 SU, 1-1 ATS, 1-1 O/U

LAST 5 NCAA TOURNAMENT APPEARANCES:

RECORD AS HIGHER/LOWER SEED

Higher seed: 0-0 SU, 0-0 ATS, 0-0 O/U
Lower seed: 1-5 SU, 2-4 ATS, 2-4 O/U
Same seed: 0-0 SU, 0-0 ATS, 0-0 O/U

RECORD AS FAVORITE/UNDERDOG

Record as Favorite: 0-0 SU, 0-0 ATS, 0-0 O/U
Record as Underdog: 1-5 SU, 2-4 ATS, 2-4 O/U
Record as Pick 'em: 0-0 SU, 0-0 ATS, 0-0 O/U

SEED RECORDS

(Seeds started in 1979)

Record as No. 12 seed: 1-1
Record as No. 13 seed: 0-2
Record as No. 14 seed: 0-3
Record as No. 15 seed: 0-1
Record as No. 16 seed: 0-3

POINTS PER GAME:

76.8 (4th in BSky/71st in NCAA)

SHOOTING PERCENTAGE:

49.7 (1st in BSky/8th in NCAA)

3-POINT SHOOTING PERCENTAGE:

38.0 (1st in BSky/31st in NCAA)

FREE THROW PERCENTAGE:

68.9 (11th in BSky/238th in NCAA)

TURNOVERS PER GAME:

12.0 (T-3rd in BSky/T-85th in NCAA)

SCORING MARGIN:

8.4 (1st in BSky/42nd in NCAA)

OPPONENTS' POINTS PER GAME:

68.3 (1st in BSky/T-93rd in NCAA)

OPPONENTS' SHOOTING PERCENTAGE

43.0 (2nd in BSky/131st in NCAA)

OPPONENTS' 3-POINT SHOOTING PERCENTAGE:

34.0 (3rd in BSky/166th in NCAA)

OPPONENTS' TURNOVERS PER GAME:

13.5 (3rd in BSky/134th in NCAA)

PROJECTED STARTERS:

G – Michael Oguine, 6-2, Sr. (13.2 ppg, 5.4 rpg, 35.4 3pt%)

G – Timmy Falls, 6-2, Soph. (4.5 ppg, 2.3 apg)

G – Sayeed Pridgett, 6-5, Jr. (15.0 ppg, 5.0 rpg, 61.0 fg%)

G – Ahmaad Rorie, 6-1, Sr. (15.1 ppg, 4.0 apg, 36.8 3pt%)

G – Bobby Moorehead, 6-7, Sr. (5.4 ppg, 5.1 rpg, 1.6 apg)

TOP RESERVES:

G - Donaven Dorsey, 6-7, Sr. (6.1 ppg, 1.6 rpg, 45.3 3pt%)

G - Kendal Manuel, 6-4, Jr. (8.9 ppg, 2.1 rpg, 43.2 3pt%)

INJURED:

F - Jamar Akoh, 6-8, Sr. (15.5 ppg, 8.7 rpg, 58.7 fg%)

OUTLOOK:

The Grizzlies took a difficult route to return to the NCAA Tournament, overcoming a 12-point deficit in the Big Sky title game against Eastern Washington to claim the conference's automatic bid. Rorie and Dorsey, AAU teammates and high school competitors, provide an intriguing story line as transfers from bigger schools who helped Montana win 52 games the last two seasons. The back-to-back tournament appearances have also raised the national profile of coach Travis DeCuire, who is already being linked to the vacant Washington State job. The Grizzlies have a pair of 6-foot-10 players on their roster, but they start five guards -- all of whom are capable of 3-point shooting consistently, especially Rorie. Sixth man Manuel, though, may be the best of the bunch and is a scoring spark off the bench. Pridgett is the team's best inside scorer, and the Grizzlies have overcome the loss of their leading scorer and rebounder Akoh to a season-ending knee injury with rebounding by committee and enter the NCAA Tournament with a plus-2.9 rebound margin. Pridgett has taken over the scoring role inside the arc, but he is capable of stepping to the arc and adding to the perimeter firepower. Montana held its own last year in losing to Michigan in the first round, and that experience could prove pivotal in trying to claim its first NCAA Tournament win since 2006.



Sayeed Pridgett



MURRAY STATE RACERS

Record: (27-4) Region: West/Seed: 12

Conference: Ohio Valley Conference (OVC)

Bid: Automatic

Coach: Matt McMahon

Coach's NCAA Tournament Record: 0-1 in 1 appearances

NCAA Tournament appearances: 17

Consecutive NCAA Tournament appearances: 2 (Last missed in 2017)

Best NCAA Tournament finish: Second Round (1988, 2010, 2012)

Final Four appearances: NONE

NCAA Tournament Record: 3-16 (.158)

NCAA Net Ranking: 44
Associated Press Poll Rank: 32
USA TODAY Poll Rank: 33

Conference Record and finish: 16-2/T-1st
Conference Tournament finish: Won
Record in Last 12 games: 11-1 SU, 7-5 ATS, 7-5 O/U
Record in Road and Neutral Site games: 12-3 SU, 11-4 ATS, 8-7 O/U
Record vs. 2019 NCAA Tournament teams: 1-2 SU, 1-2 ATS, 1-2 O/U
(Rankings are Associated Press Top 25 rankings on day of game)

12/22 – Lost to No. 7 Auburn 93-88 (A) (XY)

1/24 – Lost to Belmont 79-66 (H) (YX)

3/9 – Beat Belmont 77-65 (N) (XX)

XX – ATS win, Under	YX – ATS loss, Under	ZX – Push, Under
XY – ATS win, Over	YY – ATS loss, Over	ZY – Push, Over
XZ – ATS win, Push	YZ – ATS loss, Push	ZZ – Push, Push

**Odds to Win It All:
300/1**

POINTS PER GAME:

83.3 (2nd in OVC/11th in NCAA)

SHOOTING PERCENTAGE:

49.6 (2nd in OVC/9th in NCAA)

3-POINT SHOOTING PERCENTAGE:

34.8 (5th in OVC/155h in NCAA)

FREE THROW PERCENTAGE:

73.8 (4th in OVC/73rd in NCAA)

TURNOVERS PER GAME:

12.1 (3rd in OVC/92nd in NCAA)

SCORING MARGIN:

15.5 (1st in OVC/5th in NCAA)

OPPONENTS' POINTS PER GAME:

67.8 (1st in OVC/T-76th in NCAA)

OPPONENTS' SHOOTING PERCENTAGE

41.0 (1st in OVC/45th in NCAA)

OPPONENTS' 3-POINT SHOOTING PERCENTAGE:

28.2 (1st in OVC/4th in NCAA)

OPPONENTS' TURNOVERS PER GAME:

14.2 (7th in OVC/T-83rd in NCAA)

LAST 5 NCAA TOURNAMENT APPEARANCES:

2018 – No. 12 seed, lost in first round (West Virginia) 0-1 SU, 0-1 ATS, 1-0 O/U
2012 – No. 6 seed, lost in second round (Marquette) 1-1 SU, 1-1 ATS, 0-2 O/U
2010 – No. 13 seed, lost in second round (Butler) 1-1 SU, 2-0 ATS, 0-2 O/U
2006 – No. 14 seed, lost in first round (North Carolina) 0-1 SU, 1-0 ATS, 0-1 O/U
2004 – No. 12 seed, lost in first round (Illinois) 0-1 SU, 0-1 ATS, 0-1 O/U

LAST 5 NCAA TOURNAMENT APPEARANCES:

RECORD AS HIGHER/LOWER SEED

Higher seed: 1-0 SU, 1-0 ATS, 0-1 O/U
Lower seed: 1-5 SU, 3-3 ATS, 1-5 O/U
Same seed: 0-0 SU, 0-0 ATS, 0-0 O/U

RECORD AS FAVORITE/UNDERDOG

Record as Favorite: 1-0 SU, 1-0 ATS, 0-1 O/U
Record as Underdog: 1-5 SU, 3-3 ATS, 1-5 O/U
Record as Pick 'em: 0-0 SU, 0-0 ATS, 0-0 O/U

SEED RECORDS

(Seeds started in 1979)

Record as No. 6 seed: 1-1
Record as No. 9 seed: 0-1
Record as No. 12 seed: 0-2
Record as No. 13 seed: 1-3
Record as No. 14 seed: 1-3
Record as No. 15 seed: 0-2
Record as No. 16 seed: 0-1

PROJECTED STARTERS:

G – Ja Morant, 6-3, Soph. (24.6 ppg, 5.5 rpg, 10.0 apg)
G – Shaq Buchanan, 6-3, Sr. (13.0 ppg, 4.2 rpg, 1.8 spg)
G – Tevin Brown, 6-5, Fr. (11.7 ppg, 4.7 rpg, 37.0 3pt%)
F – Darnell Cowart, 6-8, Jr. (10.4 ppg, 6.5 rpg, 56.9 fg%)
F – Brion Sanchious, 6-8, Sr. (2.8 ppg, 3.1 rpg, 53.2 fg%)

TOP RESERVES:

F - Devin Gilmore, 6-6, Soph. (3.5 ppg, 2.9 rpg, 65.5 fg%)
G - Jaiveon Eaves, 6-2, Jr. (3.7 ppg, 0.9 rpg)
F - Mike Davis, 6-7, Jr. (3.4 ppg, 3.0 rpg)
G - Brion Whitley, 6-4, Soph. (3.4 ppg, 0.7 rpg)
F – KJ Williams, 6-9, Fr. (7.6 ppg, 4.7 rpg, 69.6 fg%)

OUTLOOK:

Led by one of the most electrifying guards in the country in Morant, the Racers are back in the NCAA Tournament for the second straight year. The offense begins and often ends with Morant, who helped punch Murray State's ticket into the field of 68 with a 36-point effort in the OVC title game victory over regular-season co-champion Belmont. A sure-fire lottery pick who could conceivably go as high as No. 2 in the NBA Draft should he choose to leave, Morant can get to the basket at will and increased his shooting percentage from 45.9 percent to 50.3 percent from freshman to sophomore season. Morant – also the only player in Division I to average double figures in assists – also improved his 3-point shooting percentage year on year, but it is still just 33.6 percent. The 6-3 sophomore also has NBA-level passing skills and finished with 19 double-doubles and two triple-doubles this season. Morant's relentless rim attacking has created some balance offensively with forwards Darnell Cowart and KJ Williams the recipients of Morant's passes after he draws defenders. Brown finished third in the Ohio Valley in 3-pointers with 84 Murray State enters the NCAA Tournament on an 11-game winning streak, and having a superstar in Morant means the Racers at worst have a puncher's chance in getting out of the first round.



Ja Morant



NEVADA WOLF PACK

Record: (29-4) Region: West/Seed: 7

Conference: Mountain West Conference (MWC)

Bid: At-large

Coach: Eric Musselman

Coach's NCAA Tournament Record: 1-3; 2-2 in 2 appearances with Nevada

NCAA Tournament appearances: 9

Consecutive NCAA Tournament appearances: 3 (Last missed in 2016)

Best NCAA Tournament finish: Regional semifinals (2004, 2018)

Final Four appearances: NONE

NCAA Tournament Record: 6-8 (.429)

NCAA Net Ranking: 23
Associated Press Poll Rank: 14
USA TODAY Poll Rank: 17

**Odds to Win It All:
100/1**

Conference Record and finish: 15-3/T-1st
Conference Tournament finish: Lost in semifinals
Record in Last 12 games: 9-3 SU, 5-7 ATS, 6-6 O/U
Record in Road and Neutral Site games: 14-4 SU, 8-9-1 ATS, 9-9 O/U
Record vs. 2019 NCAA Tournament teams: 2-1 SU, 1-1-1 ATS, 1-2 O/U
(Rankings are Associated Press Top 25 rankings on day of game)

12/7 – Beat No. 20 Arizona State 72-66 (N) (ZX)

1/2 – Beat Utah State 72-49 (H) (XX)

3/2 – Lost to Utah State 81-76 (A) (YY)

XX – ATS win, Under YX – ATS loss, Under ZX – Push, Under
XY – ATS win, Over YY – ATS loss, Over ZY – Push, Over
XZ – ATS win, Push YZ – ATS loss, Push ZZ – Push, Push

LAST 5 NCAA TOURNAMENT APPEARANCES:

2018 – No. 7 seed, lost in regional semifinals (Loyola of Chicago) 2-1 SU, 2-1 ATS, 2-1 O/U
2017 – No. 12 seed, lost in first round (Iowa State) 0-1 SU, 0-1 ATS, 1-0 O/U
2007 – No. 7 seed, lost in second round (Memphis) 1-1 SU, 1-1 ATS, 1-1 O/U
2006 – No. 5 seed, lost in first round (Montana) 0-1 SU, 0-1 ATS, 1-0 O/U
2005 – No. 9 seed, lost in second round (Illinois) 1-1 SU, 1-1 ATS, 0-2 O/U

LAST 5 NCAA TOURNAMENT APPEARANCES:

RECORD AS HIGHER/LOWER SEED

Higher seed: 2-2 SU, 2-2 ATS, 3-1 O/U
Lower seed: 2-3 SU, 2-3 ATS, 2-3 O/U
Same seed: 0-0 SU, 0-0 ATS, 0-0 O/U

RECORD AS FAVORITE/UNDERDOG

Record as Favorite: 1-2 SU, 1-2 ATS, 2-1 O/U
Record as Underdog: 3-3 SU, 3-3 ATS, 3-3 O/U
Record as Pick 'em: 0-0 SU, 0-0 ATS, 0-0 O/U

SEED RECORDS

(Seeds started in 1979)

Record as No. 5 seed: 0-1
Record as No. 7 seed: 3-2
Record as No. 9 seed: 1-1
Record as No. 10 seed: 2-1
Record as No. 11 seed: 0-1
Record as No. 12 seed: 0-1
Record as No. 14 seed: 0-1

POINTS PER GAME:

80.7 (1st in MWC/25th in NCAA)

SHOOTING PERCENTAGE:

46.6 (4th in MWC/60th in NCAA)

3-POINT SHOOTING PERCENTAGE:

35.1 (4th in MWC/135th in NCAA)

FREE THROW PERCENTAGE:

70.8 (4th in MWC/170th in NCAA)

TURNOVERS PER GAME:

10.2 (1st in MWC/13th in NCAA)

SCORING MARGIN:

14.4 (1st in MWC/T-9th in NCAA)

OPPONENTS' POINTS PER GAME:

66.7 (2nd in MWC/55th in NCAA)

OPPONENTS' SHOOTING PERCENTAGE

41.0 (2nd in MWC/42nd in NCAA)

OPPONENTS' 3-POINT SHOOTING PERCENTAGE:

33.4 (2nd in MWC/126th in NCAA)

OPPONENTS' TURNOVERS PER GAME:

13.6 (1st in MWC/118th in NCAA)

PROJECTED STARTERS:

G – Jordan Caroline, 6-7, Sr. (18.0 ppg, 9.6 rpg, 39.1 3pt%)

F – Trey Porter, 6-11, Sr. (7.2 ppg, 4.6 rpg, 61.0 fg%)

F – Tre'Shawn Thurman, 6-8, Sr. (7.8 ppg, 5.7 rpg, 1.3 spg)

F – Cody Martin, 6-7, Sr. (11.3 ppg, 4.4 rpg, 5.2 apg)

F – Caleb Martin, 6-7, Sr. (19.6 ppg, 5.0 rpg, 2.7 apg)

TOP RESERVES:

G - Jazz Johnson, 5-10, Jr. (10.7 ppg, 1.6 rpg, 43.0 3pt%)

G - Corey Henson, 6-3, Sr. (3.2 ppg, 1.0 rpg)

F - Jordan Brown, 6-11, Fr. (3.3 ppg, 2.4 rpg)

OUTLOOK:

Nevada has won the bulls-eye all season long being touted as a potential Final Four team after reaching the Sweet 16 last year and having a furious rally against Loyola of Chicago fall short. One has to wonder, though, whether the Wolf Pack will be free to play their angry style with the NCAA Tournament finally here or whether the cumulative fatigue of being the hunted has taken such a toll they could make a first-weekend exit. Nevada is again powered by the trio of the Martin brothers and Caroline, with the latter's health a concern after Achilles tendonitis sidelined him for Nevada's loss to San Diego State in the MWC tournament semifinals. The Martin brothers are the fire of the Wolf Pack, with Caleb the better scorer and Cody the better playmaker. Caleb Martin sometimes takes a few questionable shots, but Nevada is such a cohesive unit it quickly moves on from play to play. Johnson is the team's best perimeter option outside Caroline, and he may have to deliver at a higher level depending on Caroline's availability. How the NCAA Tournament seeds Nevada will be pivotal in terms of getting out of the first weekend given its non-conference schedule was not very overwhelming in terms of quality opponents save its victory in a rematch against Loyola and wins over Pac-12 teams Utah and Arizona State.



Caleb Martin



NEW MEXICO STATE AGGIES

Record: (30-4) Region: Midwest/Seed: 12

Conference: Western Athletic Conference (WAC)

Bid: Automatic

Coach: Chris Jans

Coach's NCAA Tournament Record: 0-1 in 1 appearance

NCAA Tournament appearances: 25

Consecutive NCAA Tournament appearances: 3 (Last missed in 2016)

Best NCAA Tournament finish: National Semifinals (1970)

Final Four appearances: 1 (1970)

NCAA Tournament Record: 10-26 (.278)

NCAA Net Ranking: 40
Associated Press Poll Rank: 30
USA TODAY Poll Rank: NRV

Conference Record and finish: 15-1/1st
Conference Tournament finish: Won
Record in Last 12 games: 12-0 SU, 5-6 ATS, 6-5 O/U
Record in Road and Neutral Site games: 14-3 SU, 10-7 ATS, 10-7 O/U
Record vs. 2019 NCAA Tournament teams: 2-1 SU, 2-1 ATS, 0-3 O/U
(Rankings are Associated Press Top 25 rankings on day of game)

11/6 – Beat North Dakota State 73-56 (H) (XX)

11/14 – Lost to Saint Mary's 73-58 (H) (YX)

12/8 – Lost to No. 2 Kansas 63-60 (A) (XX)

XX – ATS win, Under YX – ATS loss, Under ZX – Push, Under
XY – ATS win, Over YY – ATS loss, Over ZY – Push, Over
XZ – ATS win, Push YZ – ATS loss, Push ZZ – Push, Push

**Odds to Win It All:
300/1**

LAST 5 NCAA TOURNAMENT APPEARANCES:

2018 – No. 12 seed, lost in first round (Clemson) 0-1 SU, 0-1 ATS 1-0 O/U
2017 – No. 14 seed, lost in first round (Baylor) 0-1 SU, 0-1 ATS, 1-0 O/U
2015 – No. 15 seed, lost in first round (Kansas) 0-1 SU, 0-1 ATS, 0-1 O/U
2014 – No. 13 seed, lost in first round (San Diego State) 0-1 SU, 1-0 ATS, 1-0 O/U
2013 – No. 13 seed, lost in first round (Saint Louis) 0-1 SU, 0-1 ATS, 0-1 O/U

LAST 5 NCAA TOURNAMENT APPEARANCES:

RECORD AS HIGHER/LOWER SEED

Higher seed: 0-0 SU, 0-0 ATS, 0-0 O/U
Lower seed: 0-5 SU, 1-4 ATS, 3-2 O/U
Same seed: 0-0 SU, 0-0 ATS, 0-0 O/U

RECORD AS FAVORITE/UNDERDOG

Record as Favorite: 0-0 SU, 0-0 ATS, 0-0 O/U
Record as Underdog: 0-5 SU, 1-4 ATS, 3-2 O/U
Record as Pick 'em: 0-0 SU, 0-0 ATS, 0-0 O/U

SEED RECORDS

(Seeds started in 1979)

Record as No. 12 seed: 0-2
Record as No. 13 seed: 0-4
Record as No. 14 seed: 0-2
Record as No. 15 seed: 0-1

POINTS PER GAME:

78.1 (1st in WAC/54th in NCAA)

SHOOTING PERCENTAGE:

45.9 (2nd in WAC/86th in NCAA)

3-POINT SHOOTING PERCENTAGE:

33.5 (4th in WAC/228th in NCAA)

FREE THROW PERCENTAGE:

67.5 (7th in WAC/289th in NCAA)

TURNOVERS PER GAME:

11.9 (1st in WAC/T-77th in NCAA)

SCORING MARGIN:

14.0 (1st in WAC/T-10th in NCAA)

OPPONENTS' POINTS PER GAME:

64.1 (1st in WAC/26th in NCAA)

OPPONENTS' SHOOTING PERCENTAGE

41.8 (2nd in WAC/67th in NCAA)

OPPONENTS' 3-POINT SHOOTING PERCENTAGE:

33.1 (2nd in WAC/110th in NCAA)

OPPONENTS' TURNOVERS PER GAME:

13.2 (5th in WAC/T-165th in NCAA)

PROJECTED STARTERS:

G – JoJo Zamora, 6-2, Sr. (7.5 ppg, 1.7 rpg, 37.5 3pt%)
G – Keyon Jones, 6-1, Sr. (3.0 ppg, 2.3 rpg)
G – AJ Harris, 5-9, Jr. (9.6 ppg, 1.8 rpg, 3.4 apg)
F – C.J. Bobbitt, 6-7, Jr. (4.7 ppg, 2.6 rpg, 35.0 3pt%)
F – Eli Chuha, 6-7, Sr. (9.8 ppg, 6.7 rpg, 65.9 fg%)

TOP RESERVES:

F - Johnny McCants, 6-7, Soph. (5.9 ppg, 4.7 rpg, 65.4 fg%)
F - Ivan Aurrecochea, 6-8, Jr. (9.5 ppg, 5.1 rpg, 57.8 fg%)
G – Terrell Brown, 6-1, Jr. (11.3 ppg, 2.6 rpg, 43.1 3pt%)
G - Shaunn Buchanan, 6-0, Jr. (2.1 ppg, 1.6 rpg, 2.5 apg)
G - Clayton Henry, 6-4, Jr. (5.6 ppg, 3.3 rpg)
G - Trevelin Queen, 6-6, Jr. (7.5 ppg, 2.8 rpg)
F - Mohamed Thiam, 6-9, Jr. (4.5 ppg, 3.8 rpg)
G - Jabari Rice, 6-4, Fr. (3.4 ppg, 2.2 rpg)

OUTLOOK:

Entering the NCAA Tournament with 30 victories and an 18-game winning streak, New Mexico State may be the most unique team in the field of 68 because of its platoon system and staggering depth as Chris Jans rotates 13 players. The Aggies stormed through the WAC tournament, winning two of the three games by 30-plus points, but they are also a sound defensive unit by staying fresh and hold opponents under 65 points per game. Without a star scorer like last season in Zach Lofton, Jans opted to increase his rotation and find points by committee. As a result, 10 players average at least 4.6 points and only two – Brown and Chuha – are in double figures. Brown is a legitimate 3-point threat while Chuha is a bull down low and gets most of his points at close range. The Aggies had some interesting wins over their peers, including a home win over North Dakota State, a sweep of archrival New Mexico and a victory at Colorado State. They also had double-digit losses to Saint Mary's and Kansas, the latter a three-point defeat at Phog Allen Fieldhouse. Jans, a former assistant under Gregg Marshall at Wichita State, went the JUCO route in rebalancing the roster in his two seasons after arriving from Bowling Green and is 58-10 in Las Cruces. The Aggies are a unique team, and as their tight loss at Kansas showed, are capable of pulling a first-round upset if that opponent is unprepared for them.



Eli Chuha



NC CENTRAL EAGLES

Record: (18-15) Region: East/Seed: 16

Conference: Mid-Eastern Athletic Conference (MEAC)

Bid: Automatic

Coach: LeVelle Moton

Coach's NCAA Tournament Record: 0-3

NCAA Tournament appearances: 4

Consecutive NCAA Tournament appearances: 3 (Last missed in 2016)

Best NCAA Tournament finish: First Round (2017, 2018)

Final Four appearances: NONE

NCAA Tournament Record: 0-3 (.000)

NCAA Net Ranking: 302
Associated Press Poll Rank: NRV
USA TODAY Poll Rank: NRV

Conference Record and finish: 10-6/T-3rd
Conference Tournament finish: Won
Record in Last 12 games: 8-4 SU, 7-3-2 ATS, 5-7 O/U
Record in Road and Neutral Site games: 8-13 SU, 12-8-1 ATS, 10-11 O/U
Record vs. 2019 NCAA Tournament teams: 0-2 SU, 2-0 ATS, 1-1 O/U
(Rankings are Associated Press Top 25 rankings on day of game)

11/13 – Lost to Cincinnati 73-51 (A) (XX)

12/19 – Lost to Saint Louis 74-65 (A) (XY)

XX – ATS win, Under YX – ATS loss, Under ZX – Push, Under
XY – ATS win, Over YY – ATS loss, Over ZY – Push, Over
XZ – ATS win, Push YZ – ATS loss, Push ZZ – Push, Push

**Odds to Win It All:
9,999/1**

LAST 3 NCAA TOURNAMENT APPEARANCES:

2018 – No. 16 seed, lost play-in game (Texas Southern) 0-1 SU, 0-1 ATS 0-1 O/U

2017 – No. 16 seed, lost play-in game (UC Davis) 0-1 SU, 0-1 ATS, 0-1 O/U

2014 – No. 14 seed, lost in first round (Iowa State) 0-1 SU, 0-1 ATS, 1-0 O/U

LAST 2 NCAA TOURNAMENT APPEARANCES:

RECORD AS HIGHER/LOWER SEED

Higher seed: 0-0 SU, 0-0 ATS, 0-0 O/U

Lower seed: 0-0 SU, 0-0 ATS, 0-0 O/U

Same seed: 0-2 SU, 0-2 ATS, 0-2 O/U

RECORD AS FAVORITE/UNDERDOG

Record as Favorite: 0-1 SU, 0-1 ATS, 0-1 O/U

Record as Underdog: 0-1 SU, 0-1 ATS, 0-1 O/U

Record as Pick 'em: 0-0 SU, 0-0 ATS, 0-0 O/U

SEED RECORDS

(Seeds started in 1979)

Record as No. 14 seed: 0-1

Record as No. 16 seed: 0-2

POINTS PER GAME:

71.4 (3rd in MEAC/210th in NCAA)

SHOOTING PERCENTAGE:

45.6 (3rd in MEAC/104th in NCAA)

3-POINT SHOOTING PERCENTAGE:

31.5 (1st in MEAC/307th in NCAA)

FREE THROW PERCENTAGE:

71.5 (4th in MEAC/152nd in NCAA)

TURNOVERS PER GAME:

15.3 (7th in MEAC/326th in NCAA)

SCORING MARGIN:

5.1 (1st in MEAC/90th in NCAA)

OPPONENTS' POINTS PER GAME:

66.3 (4th in MEAC/50th in NCAA)

OPPONENTS' SHOOTING PERCENTAGE

43.4 (1st in MEAC/156th in NCAA)

OPPONENTS' 3-POINT SHOOTING PERCENTAGE:

31.3 (5th in MEAC/36th in NCAA)

OPPONENTS' TURNOVERS PER GAME:

13.5 (2nd in MEAC/137th in NCAA)

PROJECTED STARTERS:

- G – Jordan Perkins, 6-1, Soph. (3.7 ppg, 2.4 rpg, 4.1 apg)
- G/F – Larry McKnight Jr., 6-4, Sr. (9.4 ppg, 3.5 rpg, 1.0 apg)
- G – Randy Miller, Jr., 6-2, Jr. (13.2 ppg, 2.4 rpg, 37.1 3pt%)
- F – Zacarry Douglas, 6-8, Sr. (8.7 ppg, 7.8 rpg, 1.2 apg)
- F/C – Raasean Davis, 6-9, Sr. (14.6 ppg, 8.9 rpg, 64.5 fg%)

TOP RESERVES:

- F - Jibri Blount, 6-7, Jr. (10.5 ppg, 4.5 rpg, 1.7 apg)
- G - Julian Waters, 5-10, Sr. (3.6 ppg, 2.3 rpg, 2.5 apg)
- G/F - Reggie Gardner Jr., 6-3, Soph. (6.0 ppg, 1.0 rpg, 1.4 apg)
- G/F – Rashaan London, 6-2, Sr. (3.8 ppg, 1.8 rpg, 2.6 apg)

OUTLOOK:

Perhaps the third time will be the charm for the Eagles, whose experience and conference tournament savvy proved vital in talking down regular-season MEAC champion Norfolk State in the final. While NC-Central is going back to Dayton for the third straight year, coach LeVelle Moton's team boasts plenty of play-in experience. Davis, who has led the Eagles in their last two NCAA Tournament appearances after transferring in from Kent State, had 19 points and 11 rebounds in last year's play-in game and posted 11 double-doubles for the second straight season. Miller, in his first season after transferring from Mount St. Mary's, is the best perimeter threat. The Eagles share the ball – Perkins may lead the team at 4.1 per game but six players have at least 40 assists. Defensively, NC-Central is active on the perimeter and a good team defending the 3. Moton has done an excellent job meshing this team together considering three of its starters transferred in from other schools. Given the relative comparable levels of the teams in Dayton, the Eagles may have their best chance to get into the first round proper given their overall tournament experience and experience in Dayton.



Raasean Davis



NORTH CAROLINA TAR HEELS

Record: (27-6) Region: Midwest/Seed: 1

Conference: Atlantic Coast Conference (ACC)

Bid: At-Large

Coach: Roy Williams

Coach's NCAA Tournament record: 77-25; 43-11 in 14 appearances with North Carolina

NCAA Tournament appearances: 50

Consecutive NCAA Tournament appearances: 9 (Last missed in 2010)

Best NCAA Tournament finish: Champions (1957, 1982, 1993, 2005, 2009, 2017)

Final Four appearances: 20 (1946, 1957, 1967, 1968, 1969, 1972, 1977, 1981, 1982, 1991, 1993, 1995, 1997, 1998, 2000, 2005, 2008, 2009, 2016, 2017)

NCAA Tournament Record: 124-46 (.729)

NCAA Net Ranking: 7
Associated Press Poll Rank: 3
USA TODAY Poll Rank: 3

**Odds to Win It All:
6/1**

Conference Record and finish: 16-2/T-1st
Conference Tournament finish: Lost in semifinal
Record in Last 12 games: 10-2 SU, 8-4 ATS, 5-7 O/U
Record in Road and Neutral Site games: 13-4 SU, 9-3 ATS, 5-7 O/U
Record vs. 2019 NCAA Tournament teams: 9-5 SU, 10-4 ATS, 5-9 O/U

(Rankings are Associated Press Top 25 rankings on day of game)

11/6 – beat Wofford 68-57 (A) (XX)	2/11 – lost to No. 4 Virginia 69-61 (H) (YX)
11/28 – lost to No. 7 Michigan 84-67 (A) (YY)	2/20 – beat No. 1 Duke 88-72 (A) (XX)
12/15 – beat No. 4 Gonzaga 103-90 (H) (XY)	2/23 – beat No. 16 Florida State 77-59 (H) (XX)
12/22 – lost to No. 19 Kentucky 80-72(N) (YX)	2/26 – beat Syracuse 93-85 (H) (YY)
1/12 – lost to Louisville 83-62 (H) (YX)	3/9 – beat No. 4 Duke 79-70 (H) (XX)
1/21 – beat No. 10 Virginia Tech 103-82 (H) (XY)	3/14 – beat Louisville 83-70 (N) (XY)
2/2 – beat No. 15 Louisville 79-69 (A) (XX)	3/15 – lost to No. 5 Duke 74-73 (N) (XX)

XX – ATS win, Under YX – ATS loss, Under ZX – Push, Under
XY – ATS win, Over YY – ATS loss, Over ZY – Push, Over
XZ – ATS win, Push YZ – ATS loss, Push ZZ – Push, Push

POINTS PER GAME:

86.1 (1st in ACC/3rd in NCAA)

SHOOTING PERCENTAGE:

46.4 (4th in ACC/65th in NCAA)

3-POINT SHOOTING PERCENTAGE:

36.5 (3rd in ACC/7th in NCAA)

FREE THROW PERCENTAGE:

74.2 (5th in ACC/60th in NCAA)

TURNOVERS PER GAME:

13.0 (9th in ACC/183rd in NCAA)

SCORING MARGIN:

13.1 (3rd in ACC/16th in NCAA)

OPPONENTS' POINTS PER GAME:

72.9 (14th in ACC/T217th in NCAA)

OPPONENTS' SHOOTING PERCENTAGE

41.3 (10th in ACC/55th in NCAA)

OPPONENTS' 3-POINT SHOOTING PERCENTAGE:

32.9 (9th in ACC/97th in NCAA)

OPPONENTS' TURNOVERS PER GAME:

14.1 (6th in ACC/T-88th in NCAA)

LAST 5 NCAA TOURNAMENT APPEARANCES:

2018 – No. 2 seed, lost in second round (Texas A&M) 1-1 SU, 0-2 ATS, 0-2 O/U
2017 – No. 1 seed, CHAMPIONS 6-0 SU, 3-2-1 ATS, 3-3-0 O/U
2016 – No. 1 seed, lost in National Championship (Villanova) 5-1 SU, 4-2 ATS, 5-1 O/U
2015 – No. 4 seed, lost in regional semifinal (Wisconsin) 2-1 SU, 1-2 ATS, 2-1 O/U
2014 – No. 6 seed, lost in second round (Iowa State) 1-1 SU, 0-2 ATS, 2-0 O/U

LAST 5 NCAA TOURNAMENT APPEARANCES:

RECORD AS HIGHER/LOWER SEED

Higher seed: 14-2 SU, 7-8-1 ATS, 10-6 O/U
Lower seed: 0-2 SU, 0-2 ATS, 1-1 O/U
Same seed: 1-0 SU, 1-0 ATS, 0-1 O/U

RECORD AS FAVORITE/UNDERDOG

Record as Favorite: 15-2 SU, 8-8-1 ATS, 10-7 O/U
Record as Underdog: 0-2 SU, 0-2 ATS, 2-0 O/U
Record as Pick 'em: 0-0 SU, 0-0 ATS, 0-0 O/U

SEED RECORDS

(Seeds started in 1979)

Record as No. 1 seed: 61-11
Record as No. 2 seed: 23-10
Record as No. 3 seed: 3-4
Record as No. 4 seed: 4-2
Record as No. 6 seed: 3-3
Record as No. 8 seed: 7-3

PROJECTED STARTERS:

G – Cameron Johnson, 6-9, Sr., (16.9 ppg, 5.8 rpg, 46.5 3pt%)

G – Coby White, 6-5, Fr., (16.3 ppg, 4.2 apg, 36.0 3pt%)

G – Kenny Williams, 6-4, Sr., (8.7 ppg, 3.7 rpg, 3.5 spg)

F – Luke Maye, 6-8, Sr., (14.7 ppg, 10.5 rpg, 2.4 apg)

F – Garrison Brooks, 6-9, Soph., (8.0 ppg, 5.6 rpg, 57.4 fg%)

TOP RESERVES:

F – Nassir Little, 6-6, Fr., (9.4 ppg, 4.6 rpg)

G – Brandon Robinson, 6-4, Jr., (3.4 ppg, 1.5 rpg, 1.3 apg)

G – Seventh Woods, 6-2, Jr., (2.6 ppg, 2.2 apg, 1.0 spg)

G – Leaky Black, 6-7, Fr., (2.9 ppg, 2.1 rpg, 1.3 apg)

OUTLOOK:

Always a favorite to reach the Final Four, Williams has the horses this year to claim his fourth NCAA Tournament title at Chapel Hill. The Tar Heels once again boast a high-powered offense capable of dropping 90 points on anyone, led by the three-pronged attack of Maye, Johnson and White. Maye, who won a title with the Tar Heels in 2017 and reached the final the year before that, is the security blanket for the offense and also averages a double-double. Johnson has made huge strides in terms of consistency to be one of the nation's best 3-point shooters, and White is capable of dropping 30 on any given night with his perimeter prowess. North Carolina also has sufficient length in the front court with Brooks to control the boards. Fellow freshman Little adds perimeter firepower off the bench but is their only proven scorer among the reserves. The offense can sometimes occasionally bog down when the ball sticks, which emphasizes Johnson's importance, but North Carolina's secondary offensive sets continue to be without equal and makes the Tar Heels a perennial favorite to cut down the nets.



Coby White



NORTH DAKOTA STATE BISON

Record: (18-15) Region: East/Seed: 16

Conference: Summit League (Sum)

Bid: Automatic

Coach: David Richman

Coach's NCAA Tournament Record: First Appearance

NCAA Tournament appearances: 4

Consecutive NCAA Tournament appearances: 0 (Last appearance in 2015)

Best NCAA Tournament finish: Second Round (2014)

Final Four appearances: NONE

NCAA Tournament Record: 1-3 (.250)

NCAA Net Ranking: 222
Associated Press Poll Rank: NRV
USA TODAY Poll Rank: NRV

Conference Record and finish: 9-7/T-3rd
Conference Tournament finish: Won
Record in Last 12 games: 9-3 SU, 8-3-1 ATS, 7-5 O/U
Record in Road and Neutral Site games: 8-12 SU, 7-11-2 ATS, 13-7 O/U
Record vs. 2019 NCAA Tournament teams: 0-4 SU, 1-2-1 ATS, 1-3 O/U
(Rankings are Associated Press Top 25 rankings on day of game)

11/6 – Lost to New Mexico State 73-56 (A) (YX)
11/26 – Lost to No. 1 Gonzaga 102-60 (A) (YY)
12/3 – Lost to Iowa State 81-59 (A) (ZX)
12/17 – Lost to Montana 60-53 (A) (XX)

XX – ATS win, Under YX – ATS loss, Under ZX – Push, Under
XY – ATS win, Over YY – ATS loss, Over ZY – Push, Over
XZ – ATS win, Push YZ – ATS loss, Push ZZ – Push, Push

**Odds to Win It All:
5000/1**

POINTS PER GAME:

73.2 (5th in Sum/154th in NCAA)

SHOOTING PERCENTAGE:

45.6 (6th in Sum/101st in NCAA)

3-POINT SHOOTING PERCENTAGE:

36.6 (6th in Sum/71st in NCAA)

FREE THROW PERCENTAGE:

77.4 (2nd in Sum/10th in NCAA)

TURNOVERS PER GAME:

10.6 (2nd in Sum/T-20th in NCAA)

SCORING MARGIN:

1.0 (4th in Sum/186th in NCAA)

OPPONENTS' POINTS PER GAME:

72.2 (2nd in Sum/196th in NCAA)

OPPONENTS' SHOOTING PERCENTAGE

46.1 (7th in Sum/298th in NCAA)

OPPONENTS' 3-POINT SHOOTING PERCENTAGE:

35.8 (4th in Sum/267th in NCAA)

OPPONENTS' TURNOVERS PER GAME:

9.9 (9th in Sum/349th in NCAA)

LAST 3 NCAA TOURNAMENT APPEARANCES:

2015 – No. 15 seed, lost in first round (Gonzaga) 0-1 SU, 1-0 ATS 1-0 O/U
2014 – No. 12 seed, lost in second round (San Diego State) 1-1 SU, 1-1 ATS, 1-1 O/U
2009 – No. 14 seed, lost in first round (Kansas) 0-1 SU, 0-1 ATS, 1-0 O/U

LAST 3 NCAA TOURNAMENT APPEARANCES:

RECORD AS HIGHER/LOWER SEED

Higher seed: 0-0 SU, 0-0 ATS, 0-0 O/U
Lower seed: 1-3 SU, 2-2 ATS, 3-1 O/U
Same seed: 0-0 SU, 0-0 ATS, 0-0 O/U

RECORD AS FAVORITE/UNDERDOG

Record as Favorite: 0-0 SU, 0-0 ATS, 0-0 O/U
Record as Underdog: 1-3 SU, 2-2 ATS, 3-1 O/U
Record as Pick 'em: 0-0 SU, 0-0 ATS, 0-0 O/U

SEED RECORDS

(Seeds started in 1979)

Record as No. 12 seed: 1-1
Record as No. 14 seed: 0-1
Record as No. 15 seed: 0-1

PROJECTED STARTERS:

G – Vinnie Shahid, 5-11, Jr. (12.5 ppg, 3.1 rpg, 36.3 3pt%)

G – Tyson Ward, 6-6, Jr. (12.2 ppg, 6.3 rpg, 2.3 apg)

G – Jared Samuelson, 6-3, Jr. (7.3 ppg, 2.3 rpg, 47.0 3pt%)

G/F – Sam Griesel, 6-6, Fr. (6.2 ppg, 3.7 rpg, 1.6 apg)

F – Rocky Kreuser, 6-10, Soph. (9.0 ppg, 3.7 rpg, 36.6 3pt%)

TOP RESERVES:

G - Cameron Hunter, 6-3, Soph. (6.7 ppg, 1.7 rpg, 39.7 3pt%)

G - Tyree Eady, 6-5, Fr. (6.6 ppg, 2.5 rpg, 40.5 3pt%)

F - Deng Geu, 6-8, Jr. (9.9 ppg, 5.0 rpg, 53.5 fg%)

G - Chris Quayle, 6-5, Jr. (2.3 ppg, 1.9 rpg)

OUTLOOK:

North Dakota State was not the expected representative for the Summit League in the NCAA Tournament, but Mike Damm's farewell at South Dakota State was unexpectedly cut short in the first round of the conference tournament. The Bison filled the void, beating Omaha in the final to make their third appearance in the last six years and have hopes of a second NCAA Tournament victory. To say North Dakota State is perimeter-oriented doesn't do Richman's team justice as 10 players have hit at least 10 3-pointers. The Bison have a solid three-guard attack in Shahid, Samuelsson, and Ward, with Shahid and Samuelsson the perimeter marksmen and Ward capable of backing down smaller guards. Despite being 6-foot-10, Kreuser has shown the ability to step out and hit the occasional 3. The Bison, though, struggle on the defensive end. They have given up 72.2 points per game and opponents are shooting 46.1 percent - their likely first-round opponents are going to exploit that in the form of easy baskets on defensive breakdowns. North Dakota State does not force many turnovers, thus it has to try and outscore opponents. The Bison pulled off a 12-5 upset in 2014 for their lone NCAA Tournament win, but they may have to settle for getting a second one by getting through Dayton considering Duke would await them.



Tyson Ward



NORTHEASTERN HUSKIES

Record: (23-10) Region: Midwest/Seed: 13

Conference: Colonial Athletic Association (CAA)

Bid: Automatic

Coach: Bill Coen

Coach's NCAA Tournament Record: 0-1 in 1 appearance

NCAA Tournament appearances: 9

Consecutive NCAA Tournament appearances: 0 (Last appearance in 2015)

Best NCAA Tournament finish: Second Round (1981, 1982)

Final Four appearances: NONE

NCAA Tournament Record: 3-8 (.273)

NCAA Net Ranking: 78
Associated Press Poll Rank: NRV
USA TODAY Poll Rank: NRV

Conference Record and finish: 14-4/2nd
Conference Tournament finish: Won
Record in Last 12 games: 11-1 SU, 8-3-1 ATS, 5-7 O/U
Record in Road and Neutral Site games: 12-8 SU, 11-7-2 ATS, 14-6 O/U
Record vs. 2019 NCAA Tournament teams: 0-3 SU, 0-2-1 ATS, 2-1 O/U
(Rankings are Associated Press Top 25 rankings on day of game)

11/16 – Lost to No. 16 Virginia Tech 88-60 (N) (YY)

12/4 – Lost to Syracuse 72-49 (A) (YX)

12/16 – Lost to Vermont 75-70 (A) (ZY)

XX – ATS win, Under YX – ATS loss, Under ZX – Push, Under
XY – ATS win, Over YY – ATS loss, Over ZY – Push, Over
XZ – ATS win, Push YZ – ATS loss, Push ZZ – Push, Push

Odds to Win It All:
1000/1

LAST 5 NCAA TOURNAMENT APPEARANCES:

2015 – No. 14 seed, lost in first round (Notre Dame) 0-1 SU, 1-0 ATS 0-1 O/U
1991 – No. 16 seed, lost in first round (North Carolina) 0-1 SU, N/A ATS, N/A O/U
1987 – No. 14 seed, lost in first round (Purdue) 0-1 SU, N/A ATS, N/A O/U
1986 – No. 13 seed, lost in first round (Oklahoma) 0-1 SU, N/A ATS, N/A O/U
1985 – No. 14 seed, lost in first round (Illinois) 0-1 SU, N/A ATS, N/A O/U

PREVIOUS NCAA TOURNAMENT APPEARANCES:

RECORD AS HIGHER/LOWER SEED

Higher seed: 0-0 SU, 0-0 ATS, 0-0 O/U
Lower seed: 0-1 SU, 1-0 ATS, 0-1 O/U
Same seed: 0-0 SU, 0-0 ATS, 0-0 O/U

RECORD AS FAVORITE/UNDERDOG

Record as Favorite: 0-0 SU, 0-0 ATS, 0-0 O/U
Record as Underdog: 0-1 SU, 1-0 ATS, 0-1 O/U
Record as Pick 'em: 0-0 SU, 0-0 ATS, 0-0 O/U

SEED RECORDS

(Seeds started in 1979)

Record as No. 11 seed: 3-3
Record as No. 13 seed: 0-1
Record as No. 14 seed: 0-3
Record as No. 16 seed: 0-1

POINTS PER GAME:

76.1 (3rd in CAA/86th in NCAA)

SHOOTING PERCENTAGE:

48.2 (3rd in CAA/21st in NCAA)

3-POINT SHOOTING PERCENTAGE:

38.8 (2nd in CAA/16th in NCAA)

FREE THROW PERCENTAGE:

75.1 (4th in CAA/33rd in NCAA)

TURNOVERS PER GAME:

11.2 (3rd in CAA/41st in NCAA)

SCORING MARGIN:

5.8 (2nd in CAA/73rd in NCAA)

OPPONENTS' POINTS PER GAME:

70.3 (2nd in CAA/T-153rd in NCAA)

OPPONENTS' SHOOTING PERCENTAGE

45.7 (6th in CAA/290th in NCAA)

OPPONENTS' 3-POINT SHOOTING PERCENTAGE:

33.6 (2nd in CAA/142nd in NCAA)

OPPONENTS' TURNOVERS PER GAME:

11.2 (4th in CAA/T-310th in NCAA)

PROJECTED STARTERS:

G – Vasa Pusica, 6-5, Sr. (17.8 ppg, 4.2 apg, 40.1 3pt%)

G – Jordan Roland, 6-1, Jr. (14.7 ppg, 2.4 rpg, 40.8 3pt%)

G – Donnell Gresham Jr., 6-1, Jr. (9.8 ppg, 4.8 rpg, 39.3 3pt%)

F – Bolden Brace, 6-6, Jr. (10.0 ppg, 6.0 rpg, 41.5 3pt%)

F – Anthony Green, 6-10, Sr. (8.9 ppg, 5.4 rpg, 68.4 fg%)

TOP RESERVES:

G - Shawn Occeus, 6-4, Jr. (10.1 ppg, 2.7 rpg, 2.0 apg)

F - Tomas Murphy, 6-8, Soph. (8.2 ppg, 3.5 rpg)

F - Jason Strong, 6-8, Fr. (3.5 ppg, 1.5 rpg)

OUTLOOK:

One year after blowing a 17-point lead to Charleston in the CAA title game, Northeastern made sure history did not repeat itself this time. The Huskies shook off blowing an 18-point lead to knock out regular-season champion Hofstra, which had one of the nation's elite scorers in Justin Wright-Foreman. Northeastern's bread and butter is on the perimeter offensively as it boasts four players with at least 50 3-pointers. Roland is the most proficient of the four and needs three treys to reach 100 for the season, but Pusica may be the most dangerous one. He hit seven in the final versus Hofstra and also provides matchup problems on the wing and gets to the foul line consistently – Pusica averaged 4.9 free throws per game. Northeastern played a fairly rigorous non-conference schedule, highlighted by a win over Alabama in the Charleston Classic and won at Harvard. If the Huskies are shooting well on the perimeter, they have a puncher's chance to record their first NCAA Tournament win since Jim Calhoun was on the sidelines.



Jordan Roland



NORTHERN KENTUCKY NORSE

Record: (26-8) Region: West/Seed: 14

Conference: Horizon League (HL)

Bid: Automatic

Coach: John Brannen

Coach's NCAA Tournament Record: 0-1 in 1 appearance

NCAA Tournament appearances: 2

Consecutive NCAA Tournament appearances: 0 (Last appearance in 2017)

Best NCAA Tournament finish: First Round (2017)

Final Four appearances: NONE

NCAA Tournament Record: 0-1 (.000)

NCAA Net Ranking: 115
Associated Press Poll Rank: NRV
USA TODAY Poll Rank: NRV

Conference Record and finish: 13-5/T-1st
Conference Tournament finish: Won
Record in Last 12 games: 8-4 SU, 4-8 ATS, 7-5 O/U
Record in Road and Neutral Site games: 9-7 SU, 5-11 ATS, 10-6 O/U
Record vs. 2019 NCAA Tournament teams: 0-2 SU, 0-2 ATS, 1-1 O/U
(Rankings are Associated Press Top 25 rankings on day of game)

11/24 – Lost to UCF 66-53 (A) (YX)

12/4 – Lost to Cincinnati 78-65 (A) (YY)

XX – ATS win, Under YX – ATS loss, Under ZX – Push, Under
XY – ATS win, Over YY – ATS loss, Over ZY – Push, Over
XZ – ATS win, Push YZ – ATS loss, Push ZZ – Push, Push

**Odds to Win It All:
1000/1**

POINTS PER GAME:

79.1 (2nd in HL/40th in NCAA)

SHOOTING PERCENTAGE:

48.1 (1st in HL/24th in NCAA)

3-POINT SHOOTING PERCENTAGE:

36.6 (3rd in HL/72nd in NCAA)

FREE THROW PERCENTAGE:

66.5 (10th in HL/312th in NCAA)

TURNOVERS PER GAME:

12.4 (4th in HL/125th in NCAA)

SCORING MARGIN:

10.4 (1st in HL/28th in NCAA)

OPPONENTS' POINTS PER GAME:

68.8 (2nd in HL/107th in NCAA)

OPPONENTS' SHOOTING PERCENTAGE

41.7 (1st in HL/64th in NCAA)

OPPONENTS' 3-POINT SHOOTING PERCENTAGE:

31.3 (1st in HL/35th in NCAA)

OPPONENTS' TURNOVERS PER GAME:

13.3 (5th in HL/T-145th in NCAA)

PREVIOUS NCAA TOURNAMENT APPEARANCES:

2017 – No. 15 seed, lost in first round (Kentucky) 0-1 SU, 1-0 ATS 0-1 O/U

PREVIOUS NCAA TOURNAMENT APPEARANCES:

RECORD AS HIGHER/LOWER SEED

Higher seed: 0-0 SU, 0-0 ATS, 0-0 O/U

Lower seed: 0-1 SU, 1-0 ATS, 0-1 O/U

Same seed: 0-0 SU, 0-0 ATS, 0-0 O/U

RECORD AS FAVORITE/UNDERDOG

Record as Favorite: 0-0 SU, 0-0 ATS, 0-0 O/U

Record as Underdog: 0-1 SU, 1-0 ATS, 0-1 O/U

Record as Pick 'em: 0-0 SU, 0-0 ATS, 0-0 O/U

SEED RECORDS

(Seeds started in 1979)

Record as No. 15 seed: 0-1

PROJECTED STARTERS:

G/F – Jalen Tate, 6-6, Soph. (14.0 ppg, 4.1 apg, 42.1 3pt%)

G – Tyler Sharpe, 6-1, Jr. (14.1 ppg, 3.1 rpg, 37.7 3pt%)

G – Trevon Faulkner, 6-4, Fr. (4.9 ppg, 2.5 rpg)

F/C – Drew McDonald, 6-8, Sr. (19.1 ppg, 9.5 rpg, 40.9 3pt%)

F – Dantez Walton, 6-7, Jr. (11.1 ppg, 5.5 rpg, 2.7 apg)

TOP RESERVES:

C - Chris Vogt, 7-1, Soph. (4.6 ppg, 3.8 rpg, 1.2 bpg)

G - Zaynah Robinson, 6-0, Sr. (7.0 ppg, 2.4 apg, 38.7 3pt%)

G - Paul Djoko, 6-5, Fr. (1.7 ppg, 1.1 rpg, 1.3 apg)

OUTLOOK:

Back in the tournament for the second time in three years, Northern Kentucky is more than a one-trick pony this time around, though McDonald is a very good show pony. The Norse big man is a classic stretch four, able to work the pick-and-pop with his guards from anywhere on the arc. McDonald, the school's all-time leading scorer with more than 2,000 points, has far more help than he did in 2017 against Kentucky. Tate is a jack of all trades in the backcourt – distributor, slasher and 3-point shooter – and has been more assertive down the stretch for the Norse. Sharpe is the beneficiary of the attention given McDonald in the low post and Tate on the perimeter for drive-and-kick 3s, but he can also get to the foul line. Northern Kentucky is a solid offense team but spotty from the foul line. Tate's 60.9 percent free throw shooting could be a concern late in games. The Norse did not play a challenging non-conference schedule and were stifled by a pair of strong defensive NCAA Tournament teams in UCF and Cincinnati. If Northern Kentucky does not play a defense-oriented opponent in the first round, it has the potential to spring an upset.



Drew McDonald



OHIO STATE BUCKEYES

Record: (19-14) Region: Midwest/Seed: 11

Conference: Big Ten Conference (Big Ten)

Bid: At-large

Coach: Chris Holtmann

Coach's NCAA Tournament Record: 5-4; 1-1 in 1 appearance with Ohio State

NCAA Tournament appearances: 33

Consecutive NCAA Tournament appearances: 2 (Last missed in 2017)

Best NCAA Tournament finish: CHAMPIONS (1960)

Final Four appearances: 11 (1939, 1944, 1945, 1946, 1960, 1961, 1962, 1968, 1999, 2007, 2012)

NCAA Tournament Record: 56-31 (.644)

NCAA Net Ranking: 55
Associated Press Poll Rank: NRV
USA TODAY Poll Rank: NRV

**Odds to Win It All:
1000/1**

Conference Record and finish: 8-12/T-8th
Conference Tournament finish: Lost in quarterfinals
Record in Last 12 games: 5-7 SU, 5-7 ATS, 7-5 O/U
Record in Road and Neutral Site games: 7-8 SU, 8-7 ATS, 6-9 O/U
Record vs. 2019 NCAA Tournament teams: 3-11 SU, 4-10 ATS, 7-6-1 O/U

(Rankings are Associated Press Top 25 rankings on day of game)

- | | |
|---|---|
| 11/7 – Beat Cincinnati 64-56 (A) (XX) | 1/29 – Lost to No. 5 Michigan 65-49 (A) (YX) |
| 11/28 – Lost to Syracuse 72-62 (H) (YX) | 2/17 – Lost to No. 11 Michigan State 62-44 (A) (YX) |
| 12/2 – Beat Minnesota 79-59 (H) (XZ) | 2/23 – Lost to No. 24 Maryland 72-62 (A) (YY) |
| 1/5 – Lost to No. 8 Michigan State 86-77 (H) (YY) | 2/26 – Beat No. 22 Iowa 90-70 (XY) |
| 1/12 – Lost to Iowa 72-62 (A) (YX) | 3/2 – Lost to Np. 14 Purdue 86-51 (A) (YY) |
| 1/18 – Lost to No. 19 Maryland 75-61 (H) (YX) | 3/10 – Lost to No. 21 Wisconsin 73-67 (H) (YY) |
| 1/23 – Lost to Purdue 79-67 (H) (YY) | 3/15 – Lost to No. 6 Michigan State 77-70 (N) (XY) |

XX – ATS win, Under	YX – ATS loss, Under	ZX – Push, Under
XY – ATS win, Over	YY – ATS loss, Over	ZY – Push, Over
XZ – ATS win, Push	YZ – ATS loss, Push	ZZ – Push, Push

POINTS PER GAME:

69.6 (11th in Big Ten/257th in NCAA)

SHOOTING PERCENTAGE:

43.7 (9th in Big Ten/217th in NCAA)

3-POINT SHOOTING PERCENTAGE:

34.3 (8th in Big Ten/182nd in NCAA)

FREE THROW PERCENTAGE:

73.4 (5th in Big Ten/86th in NCAA)

TURNOVERS PER GAME:

12.5 (9th in Big Ten/T-138th in NCAA)

SCORING MARGIN:

3.4 (9th in Big Ten/122nd in NCAA)

OPPONENTS' POINTS PER GAME:

66.2 (6th in Big Ten/48th in NCAA)

OPPONENTS' SHOOTING PERCENTAGE

42.0 (7th in Big Ten/79th in NCAA)

OPPONENTS' 3-POINT SHOOTING PERCENTAGE:

33.0 (10th in Big Ten/104th in NCAA)

OPPONENTS' TURNOVERS PER GAME:

12.4 (7th in Big Ten/231st in NCAA)

LAST 5 NCAA TOURNAMENT APPEARANCES:

- 2018 – No. 5 seed, lost in second round (Gonzaga) 1-1 SU, 0-2 ATS 2-0 O/U
- 2015 – No. 10 seed, lost in second round (Arizona) 1-1 SU, 0-2 ATS, 1-1 O/U
- 2014 – No. 6 seed, lost in first round (Dayton) 0-1 SU, 0-1 ATS, 0-1 O/U
- 2013 – No. 2 seed, lost in regional final (Wichita State) 3-1 SU, 1-3 ATS, 4-0 O/U
- 2012 – No. 2 seed, lost in National Semifinals (Kansas) 4-1 SU, 3-2 ATS, 4-1 O/U

LAST 5 NCAA TOURNAMENT APPEARANCES:

RECORD AS HIGHER/LOWER SEED

Higher seed: 8-2 SU, 3-7 ATS, 9-1 O/U
Lower seed: 1-2 SU, 1-2 ATS, 2-1 O/U
Same seed: 0-1 SU, 0-1 ATS, 1-0 O/U

RECORD AS FAVORITE/UNDERDOG

Record as Favorite: 9-3 SU, 3-9 ATS, 10-2 O/U
Record as Underdog: 0-2 SU, 0-2 ATS, 1-1 O/U
Record as Pick 'em: 0-0 SU, 0-0 ATS, 0-0 O/U

SEED RECORDS

(Seeds started in 1979)

Record as No. 1 seed: 12-5
Record as No. 2 seed: 10-4
Record as No. 3 seed: 2-2
Record as No. 4 seed: 7-4
Record as No. 5 seed: 1-2
Record as No. 6 seed: 0-1
Record as No. 8 seed: 1-3
Record as No. 9 seed: 1-1
Record as No. 10 seed: 1-1

PROJECTED STARTERS:

G – Luther Muhammad, 6-3, Fr. (8.6 ppg, 2.9 rpg, 38.3 3pt%)

G – Keyshawn Woods, 6-3, Sr. (6.8 ppg, 2.8 rpg, 2.5 apg)

F – Kaleb Wesson, 6-9, Soph. (14.6 ppg, 6.7 rpg, 35.5 3pt%)

F – Andre Wesson, 6-6, Jr. (8.9 ppg, 4.4 rpg, 1.7 apg)

F – Justin Ahrens, 6-5, Fr. (3.5 ppg, 1.4 rpg, 40.5 3pt%)

TOP RESERVES:

C.J. Jackson, 6-1, Sr. (12.3 ppg, 4.2 rpg, 40.0 3pt%)

Duane Washington Jr., 6-3, Fr. (7.3 ppg, 2.5 rpg, 1.1 apg)

Kyle Young, 6-8, Soph. (6.5 ppg, 4.4 rpg)

Musa Jallow, 6-5, Soph. (2.6 ppg, 2.7 rpg)

OUTLOOK:

After surviving a de facto playoff game versus Indiana in the Big Ten tournament, Ohio State is hoping to avoid a quick exit after essentially backing into the NCAA Tournament with seven losses in its last 10 games. The Buckeyes got a welcome boost in the conference tournament with the return of Kaleb Wesson, who was suspended for the final two regular-season games for violating team rules. But even with Wesson, Ohio State is prone to lengthy scoring droughts its offense can sometimes not overcome. Wesson is a solid inside-out threat who can back down smaller forwards with his bulk while showing range to the 3-point line. The issue is the Buckeyes do not have a consistent second scorer behind Wesson, with his older brother Andre among those trying to fill that role. Ohio State does have a standout defense, but even that faltered late as the pressure to score offensively took its toll on the other end of the court. In some ways, Ohio State is a mirror image of Florida – a team that could and should give any first-round opponent a tough game but may be doomed to a first-round exit because of its inability to score consistently.



Kaleb Wesson



OKLAHOMA SOONERS

Record: (19-13) Region: South/Seed: 9

Conference: Big 12 Conference (Big 12)

Bid: At-Large

Coach: Lon Kruger

Coach's NCAA Tournament record: 20-18; 6-5 in 5 appearances with Oklahoma

NCAA Tournament appearances: 32

Consecutive NCAA Tournament appearances: 2 (Last missed in 2017)

Best NCAA Tournament finish: Runners-up (1947, 1988)

Final Four appearances: 5 (1939, 1947, 1988, 2002, 2016)

NCAA Tournament Record: 41-31 (.569)

NCAA Net Ranking: 37
Associated Press Poll Rank: NRV
USA TODAY Poll Rank: NRV

**Odds to Win It All:
500/1**

Conference Record and finish: 7-11/T-7th
Conference Tournament finish: Lost in first round
Record in Last 12 games: 4-8 SU, 4-7-1 ATS, 5-7 O/U
Record in Road and Neutral Site games: 8-9 SU, 9-5-3 ATS, 6-11 O/U
Record vs. 2019 NCAA Tournament teams: 3-10 SU, 5-6-2 ATS, 4-9 O/U

(Rankings are Associated Press Top 25 rankings on day of game)

11/18 – Beat Wofford 75-64 (H) (XX)	2/4 – Lost to No. 17 Iowa State 75-74 (H) (XY)
11/21 – Beat Florida 65-60 (N) (XX)	2/9 – Lost to No. 18 Texas Tech 66-54 (H) (YX)
11/22 – Lost to No. 25 Wisconsin 78-58 (N) (YY)	2/11 – Lost to Baylor 59-53 (A) (ZX)
1/2 – Lost to No. 5 Kansas 70-63 (A) (XX)	2/25 – Lost to Iowa State 78-61 (A) (YX)
1/8 – Lost to No. 8 Texas Tech 66-59 (A) (ZX)	3/5 – Beat No. 13 Kansas 81-68 (H) (XY)
1/16 – Lost to Kansas State 74-61 (H) (YY)	3/9 – Lost to No. 18 Kansas State 68-53 (A) (YX)
1/28 – Lost to Baylor 77-47 (H) (YX)	

XX – ATS win, Under	YX – ATS loss, Under	ZX – Push, Under
XY – ATS win, Over	YY – ATS loss, Over	ZY – Push, Over
XZ – ATS win, Push	YZ – ATS loss, Push	ZZ – Push, Push

LAST 5 NCAA TOURNAMENT APPEARANCES:

2018 – No. 10 seed, lost in first round (Rhode Island) 0-1 SU, 0-1 ATS 1-0 O/U
2016 – No. 2 seed, lost in National Semifinals (Villanova) 4-1 SU, 2-3 ATS, 3-2 O/U
2015 – No. 3 seed, lost in regional semifinals (Michigan State) 2-1 SU, 1-2 ATS, 1-2 O/U
2014 – No. 5 seed, lost in first round (North Dakota State) 0-1 SU, 0-1 ATS, 1-0 O/U
2013 – No. 10 seed, lost in first round (San Diego State) 0-1 SU, 0-1 ATS, 0-1 O/U

LAST 5 NCAA TOURNAMENT APPEARANCES:

RECORD AS HIGHER/LOWER SEED

Higher seed: 5-1 SU, 2-4 ATS, 4-2 O/U
Lower seed: 1-3 SU, 1-3 ATS, 1-3 O/U
Same seed: 0-1 SU, 0-1 ATS, 1-0 O/U

RECORD AS FAVORITE/UNDERDOG

Record as Favorite: 5-1 SU, 2-4 ATS, 4-2 O/U
Record as Underdog: 1-4 SU, 1-4 ATS, 2-3 O/U
Record as Pick 'em: 0-0 SU, 0-0 ATS, 0-0 O/U

SEED RECORDS

(Seeds started in 1979)

Record as No. 1 seed: 14-5
Record as No. 2 seed: 11-4
Record as No. 3 seed: 4-3
Record as No. 4 seed: 1-4
Record as No. 5 seed: 1-2
Record as No. 6 seed: 3-3
Record as No. 7 seed: 1-1
Record as No. 10 seed: 0-4
Record as No. 11 seed: 0-1
Record as No. 13 seed: 2-1

POINTS PER GAME:

71.2 (7th in Big 12/216th in NCAA)

SHOOTING PERCENTAGE:

44.5 (6th in Big 12/168th in NCAA)

3-POINT SHOOTING PERCENTAGE:

34.2 (8th in Big 12/188th in NCAA)

FREE THROW PERCENTAGE:

69.1 (8th in Big 12/231st in NCAA)

TURNOVERS PER GAME:

12.2 (4th in Big 12/T-102nd in NCAA)

SCORING MARGIN:

2.9 (8th in Big 12/130th in NCAA)

OPPONENTS' POINTS PER GAME:

68.2 (6th in Big 12/91st in NCAA)

OPPONENTS' SHOOTING PERCENTAGE

40.2 (2nd in Big 12/25th in NCAA)

OPPONENTS' 3-POINT SHOOTING PERCENTAGE:

33.3 (6th in Big 12/T-124th in NCAA)

OPPONENTS' TURNOVERS PER GAME:

12.3 (9th in Big 12/T-245th in NCAA)

PROJECTED STARTERS:

G – Christian James, 6-4, Sr. (15.5 ppg, 6.9 rpg, 2.0 apg)

G – Rashard Odomes, 6-6, Sr. (6.9 ppg, 2.4 rpg, 53.1 fg%)

G – Jamal Bienenmy, 6-4, Fr. (4.0 ppg, 2.4 rpg, 3.3 apg)

F – Brady Manek, 6-9, Soph. (11.7 ppg, 6.4 rpg, 36.0 3pt%)

F – Kristian Doolittle, 6-7, Jr. (10.1 ppg, 6.6 rpg, 1.3 apg)

TOP RESERVES:

G - Miles Reynolds, 6-3, Sr. (7.6 ppg, 2.4 rpg, 1.3 apg)

F - Matt Freeman, 6-10, Jr. (3.4 ppg, 1.5 rpg)

G - Aaron Calixte, 5-11, Sr. (6.9 ppg, 2.3 apg)

C - Jamuni McNeace, 6-10, Sr. (5.2 ppg, 3.9 rpg)

OUTLOOK:

Oklahoma had to sweat out selection Sunday after its surprising loss to West Virginia in the first round of the Big 12 tournament, but the selection committee determined Lon Kruger's team had done enough for the second straight year despite eight losses in its final 12 games. The Sooners did an impressive reload following the departure of offensive dynamo Trey Young to the NBA, with a more balanced scoring load distributed among James and forwards Manek and Doolittle. While many enjoy making the physical comparisons to Larry Bird for Manek with the floppy hair and scraggly mustache, the sophomore forward did show occasional range like Larry Legend on the perimeter. James is a serviceable 3-point shooter who sometimes falls in love too much with it, but Oklahoma also has perimeter options in Calixte and Bienenmy, with the latter keeping defenses honest with his more judicious use of the 3-pointer. Oklahoma is a typical high-major middle-of-the pack team, capable of winning a first-round game but also just as likely to be run out of the gym if it cannot deal with adversity. The Sooners were swept by Big 12 co-champions Kansas State and Texas Tech and were a combined 1-9 when adding Kansas, Iowa State and Baylor into that mix. Kruger has a foundation to build on in Manek, Doolittle, and Bienenmy, and a first-round exit here could provide learning lessons for better things in the future.



Christian James



OLD DOMINION MONARCHS

Record: (26-8) Region: South/Seed: 14

Conference: Conference USA (C-USA)

Bid: Automatic

Coach: Jeff Jones

Coach's NCAA Tournament Record: 6-6; First Appearance with Old Dominion

NCAA Tournament appearances: 12

Consecutive NCAA Tournament appearances: 0 (Last appearance in 2011)

Best NCAA Tournament finish: Second Round (1986, 1995, 2010)

Final Four appearances: NONE

NCAA Tournament Record: 3-11 (.214)

NCAA Net Ranking: 100
Associated Press Poll Rank: NRV
USA TODAY Poll Rank: NRV

Conference Record and finish: 13-5/1st
Conference Tournament finish: Won
Record in Last 12 games: 10-2 SU, 4-8 ATS, 3-9 O/U
Record in Road and Neutral Site games: 12-6 SU, 5-13 ATS, 6-12 O/U
Record vs. 2019 NCAA Tournament teams: 2-0 SU, 2-0 ATS, 1-1 O/U

(Rankings are Associated Press Top 25 rankings on day of game)

11/28 – Beat VCU 62-52 (H) (XX)
12/15 – Beat No. 25 Syracuse 68-62 (A) (XY)

XX – ATS win, Under YX – ATS loss, Under ZX – Push, Under
XY – ATS win, Over YY – ATS loss, Over ZY – Push, Over
XZ – ATS win, Push YZ – ATS loss, Push ZZ – Push, Push

**Odds to Win It All:
1000/1**

LAST 5 NCAA TOURNAMENT APPEARANCES:

2011 – No. 9 seed, lost in first round (Butler) 0-1 SU, 0-1 ATS 0-1 O/U
2010 – No. 11 seed, lost in second round (Baylor) 1-1 SU, 1-1 ATS, 1-1 O/U
2007 – No. 12 seed, lost in first round (Baylor) 0-1 SU, 0-1 ATS, 0-1 O/U
2005 – No. 12 seed, lost in first round (Michigan State) 0-1 SU, 0-1 ATS, 1-0 O/U
1997 – No. 14 seed, lost in first round (New Mexico) 0-1 SU, N/A ATS, N/A O/U

LAST 4 NCAA TOURNAMENT APPEARANCES:

RECORD AS HIGHER/LOWER SEED

Higher seed: 0-0 SU, 0-0 ATS, 0-0 O/U
Lower seed: 1-4 SU, 1-4 ATS, 2-3 O/U
Same seed: 0-0 SU, 0-0 ATS, 0-0 O/U

RECORD AS FAVORITE/UNDERDOG

Record as Favorite: 0-1 SU, 0-1 ATS, 0-1 O/U
Record as Underdog: 1-3 SU, 1-3 ATS, 2-2 O/U
Record as Pick 'em: 0-0 SU, 0-0 ATS, 0-0 O/U

SEED RECORDS

(Seeds started in 1979)

Record as No. 8 seed: 1-1
Record as No. 9 seed: 0-2
Record as No. 10 seed: 0-1
Record as No. 11 seed: 1-1
Record as No. 12 seed: 0-3
Record as No. 14 seed: 1-2
Record as No. 15 seed: 0-1

POINTS PER GAME:

66.2 (12th in C-USA/T-313th in NCAA)

SHOOTING PERCENTAGE:

41.1 (13th in C-USA/321st in NCAA)

3-POINT SHOOTING PERCENTAGE:

35.3 (2nd in C-USA/127th in NCAA)

FREE THROW PERCENTAGE:

66.0 (11th in C-USA/321st in NCAA)

TURNOVERS PER GAME:

11.7 (4th in C-USA/T-67th in NCAA)

SCORING MARGIN:

5.3 (3rd in C-USA/83rd in NCAA)

OPPONENTS' POINTS PER GAME:

60.9 (1st in C-USA/7th in NCAA)

OPPONENTS' SHOOTING PERCENTAGE

39.1 (1st in C-USA/10th in NCAA)

OPPONENTS' 3-POINT SHOOTING PERCENTAGE:

32.5 (4th in C-USA/79th in NCAA)

OPPONENTS' TURNOVERS PER GAME:

12.1 (11th in C-USA/260th in NCAA)

PROJECTED STARTERS:

G – Ahmad Caver, 6-2, Sr. (16.5 ppg, 4.3 rpg, 5.6 apg)
G – Xavier Green, 6-6, Soph. (9.7 ppg, 3.7 rpg, 41.7 3pt%)
G – B.J. Stith, 6-5, Sr. (16.9 ppg, 7.4 rpg, 37.0 3pt%)
F – Aaron Carver, 6-7, Jr. (2.4 ppg, 6.0 rpg)
C – Elbert Robinson III, 7-1, Sr. (2.3 ppg, 2.1 rpg)

TOP RESERVES:

F - Dajour Dickens, 7-0, Soph. (3.3 ppg, 3.6 rpg, 1.7 bpg)
G - Jason Wade, 6-5, Fr. (3.8 ppg, 3.6 rpg)
F - Kalu Ezikpe, 6-7, Fr. (4.0 ppg, 2.9 rpg)
G - Justice Kithcart, 6-1, Soph. (5.6 ppg, 1.5 rpg, 41.2 3pt%)

INJURED

G - Marquis Godwin, 6-5, Soph. (7.2 ppg, 2.5 rpg)

OUTLOOK:

In some ways similar to UC Irvine in terms of deliberate pace and sticky defense, the Monarchs are in the NCAA Tournament for the first time in eight years and could fluster a team enough to spring a first-round upset. ODU coach Jeff Jones is no stranger to the NCAA Tournament as the Monarchs are the third team he has guided along with Virginia and American, but this is his first appearance since 2009. The Monarchs are among the top defensive teams in the nation in scoring defense at 60.9 points per game and 39.1 percent shooting. Offensively, ODU is paced by the backcourt tandem of Stith and Caver, with Stith owning an effective all-around game and capable of extending out to the 3-point line. Caver has that capability but is not as proficient, though Green is also a long-range threat. While Stith also leads the team in rebounds, the Monarchs crash the glass by committee and have a plus-4.9 rebound margin. ODU quietly had a pair of quality non-conference victories at home over VCU and at Syracuse, which offers hope the Conference USA champ can hang with any first-round draw. One other positive for the Monarchs is they have played many close games – they are 13-4 in games decided by six or fewer points and won their three C-USA tournament games by a combined nine points.



B.J. Stith



OREGON DUCKS

Record: (23-12) Region: South/Seed: 12

Conference: Pac-12 Conference (Pac-12)

Bid: Automatic

Coach: Dana Altman

Coach's NCAA Tournament Record: 13-13; 11-5 in 5 appearances with Oregon

NCAA Tournament appearances: 16

Consecutive NCAA Tournament appearances: 0 (Last appearance in 2017)

Best NCAA Tournament finish: CHAMPIONS (1939)

Final Four appearances: 2 (1939, 2017)

NCAA Tournament Record: 23-14 (.622)

NCAA Net Ranking: 51
Associated Press Poll Rank:
USA TODAY Poll Rank:

Conference Record and finish: 10-8/T-4th
Conference Tournament finish: Won final
Record in Last 12 games: 9-3 SU, 9-3 ATS, 2-10 O/U
Record in Road and Neutral Site games: 10-8 SU, 10-8 ATS, 5-13 O/U
Record vs. 2019 NCAA Tournament teams: 5-5 SU, 5-5 ATS, 3-7 O/U

(Rankings are Associated Press Top 25 rankings on day of game)

11/15 – Lost to Iowa 77-69 (N) (YX)	1/24 – Lost to Washington 61-56 (H) (YX)
11/16 – Beat No. 15 Syracuse 80-65 (N) (XY)	2/28 – Beat Arizona State 79-51 (H) (XX)
12/1 – Lost to Houston 65-61 (A) (YX)	3/9 – Beat Washington 55-47 (A) (XX)
12/21 – Lost to Baylor 57-47 (A) (YX)	3/15 – Beat Arizona State 79-75 (N) (XY)
1/19 – Lost to Arizona State 78-64 (A) (YY)	3/16 – Beat Washington 68-48 (N) (XX)

XX – ATS win, Under	YX – ATS loss, Under	ZX – Push, Under
XY – ATS win, Over	YY – ATS loss, Over	ZY – Push, Over
XZ – ATS win, Push	YZ – ATS loss, Push	ZZ – Push, Push

**Odds to Win It All:
150/1**

POINTS PER GAME:

70.5 (10th in Pac-12/238th in NCAA)

SHOOTING PERCENTAGE:

45.0 (5th in Pac-12/145th in NCAA)

3-POINT SHOOTING PERCENTAGE:

34.3 (5th in Pac-12/186th in NCAA)

FREE THROW PERCENTAGE:

71.9 (7th in Pac-12/132nd in NCAA)

TURNOVERS PER GAME:

11.8 (7th in Pac-12/74th in NCAA)

SCORING MARGIN:

7.5 (1st in Pac-12/53rd in NCAA)

OPPONENTS' POINTS PER GAME:

62.9 (1st in Pac-12/17th in NCAA)

OPPONENTS' SHOOTING PERCENTAGE

40.2 (1st in Pac-12/22nd in NCAA)

OPPONENTS' 3-POINT SHOOTING PERCENTAGE:

29.4 (4th in Pac-12/11th in NCAA)

OPPONENTS' TURNOVERS PER GAME:

13.9 (1st in Pac-12/102nd in NCAA)

LAST 5 NCAA TOURNAMENT APPEARANCES:

2017 – No. 3 seed, lost in National Semifinals (North Carolina) 4-1 SU, 3-1-1 ATS 3-2 O/U
2016 – No. 1 seed, lost in regional final (Oklahoma) 3-1 SU, 2-2 ATS, 1-3 O/U
2015 – No. 9 seed, lost in second round (Wisconsin) 1-1 SU, 2-0 ATS, 1-1 O/U
2014 – No. 10 seed, lost in second round (Wisconsin) 1-1 SU, 1-1 ATS, 1-1 O/U
2013 – No. 12 seed, lost in regional semifinals (Louisville) 2-1 SU, 3-0 ATS, 2-1 O/U

LAST 5 NCAA TOURNAMENT APPEARANCES:

RECORD AS HIGHER/LOWER SEED

Higher seed: 8-1 SU, 5-3-1 ATS, 4-5 O/U
Lower seed: 3-4 SU, 6-1 ATS, 4-3 O/U
Same seed: 0-0 SU, 0-0 ATS, 0-0 O/U

RECORD AS FAVORITE/UNDERDOG

Record as Favorite: 7-1 SU, 4-3-1 ATS, 3-5 O/U
Record as Underdog: 4-4 SU, 7-1 ATS, 5-3 O/U
Record as Pick 'em: 0-0 SU, 0-0 ATS, 0-0 O/U

SEED RECORDS

(Seeds started in 1979)

Record as No. 1 seed: 3-1
Record as No. 2 seed: 3-1
Record as No. 3 seed: 7-2
Record as No. 6 seed: 0-1
Record as No. 7 seed: 0-1
Record as No. 8 seed: 0-1
Record as No. 9 seed: 1-2
Record as No. 10 seed: 1-1
Record as No. 12 seed: 2-1

PROJECTED STARTERS:

G – Payton Pritchard, 6-2, Jr. (12.5 ppg, 3.7 rpg, 4.4 apg)
F – Louis King, 6-9, Fr. (13.1 ppg, 5.8 rpg, 1.4 apg)
F – Paul White, 6-9, Sr. (10.5 ppg, 3.9 rpg, 37.7 3pt%)
F – Kenny Wooten, 6-9, Soph. (6.3 ppg, 4.6 rpg, 1.9 bpg)
F – Francis Okoro, 6-9, Fr. (3.1 ppg, 3.4 rpg)

TOP RESERVES:

G - Will Richardson, 6-5, Fr. (6.2 ppg, 2.4 rpg, 2.6 apg)
G- Ehab Amin, 6-4, Sr. (5.9 ppg, 3.0 rpg, 1.2 apg)
G - Victor Bailey Jr., 6-4, Soph. (7.9 ppg, 2.0 rpg, 40.0 3pt%)

INJURED:

C – Bol Bol, 7-2, Fr. (21.0 ppg, 9.6 rpg, 52.0 3pt%)

OUTLOOK:

A season of high expectations in Oregon took a dramatic after just nine games when Bol suffered a broken left foot. The 7-foot-2 freshman and son of former NBA center Manute Bol had a unique skillset that include the ability to consistently knock down 3-pointers. Coach Dana Altman had to reinvent the Ducks, a process that took into March before his young side finally had the collective light bulb come on. The result is Oregon entering the NCAA Tournament on an eight-game winning streak after recording four victories in four days to claim the Pac-12 tournament title and throw the fate of conference rivals Washington and Arizona State into the unknown ahead of selection Sunday. Pritchard is the heart and soul of the team, tasked with keeping the young Ducks in line. Oregon has a bunch of wing players more than defined positions, with King an effective slasher and White a reliable perimeter option. Wooten has compensated for Bol's absence as a rim protector on the defensive end, and Altman has the ability to mix and match his personnel with an eight-man rotation that can provide points up and down the lineup. It could very well be the Ducks completely exhausted themselves with their run in Las Vegas and are a first-round flameout, but there is Final Four experience sprinkled throughout this roster with a mix of intriguing freshman, so a trip to the second round is not out of the question.



Payton Pritchard



PRAIRIE VIEW A&M PANTHERS

Record: (22-12) Region: West/Seed: 16

Conference: Southwestern Athletic (SWAC)

Bid: Automatic

Coach: Byron Smith

Coach's NCAA Tournament Record: First Appearance

NCAA Tournament appearances: 2

Consecutive NCAA Tournament appearances: 0 (Last appearance in 1998)

Best NCAA Tournament finish: First Round (1998)

Final Four appearances: NONE

NCAA Tournament Record: 0-1 (.000)

NCAA Net Ranking: 205
Associated Press Poll Rank: NRV
USA TODAY Poll Rank: NRV

Conference Record and finish: 17-1/T-1st
Conference Tournament finish: Won
Record in Last 12 games: 11-1 SU, 8-4 ATS, 9-3 O/U
Record in Road and Neutral Site games: 12-12 SU, 13-10-1 ATS, 17-7 O/U
Record vs. 2019 NCAA Tournament teams: 0-2 SU, 1-1 ATS, 2-0 O/U
(Rankings are Associated Press Top 25 rankings on day of game)

11/12 – Lost to Baylor 91-80 (A) (XY)
12/1 – Lost to Murray State 83-67 (A) (YY)

XX – ATS win, Under	YX – ATS loss, Under	ZX – Push, Under
XY – ATS win, Over	YY – ATS loss, Over	ZY – Push, Over
XZ – ATS win, Push	YZ – ATS loss, Push	ZZ – Push, Push

**Odds to Win It All:
5000/1**

POINTS PER GAME:

75.0 (2nd in SWAC/111th in NCAA)

SHOOTING PERCENTAGE:

43.8 (4th in SWAC/211th in NCAA)

3-POINT SHOOTING PERCENTAGE:

31.1 (8th in SWAC/319th in NCAA)

FREE THROW PERCENTAGE:

68.1 (2nd in SWAC/270th in NCAA)

TURNOVERS PER GAME:

12.7 (1st in SWAC/158th in NCAA)

SCORING MARGIN:

2.5 (2nd in SWAC/140th in NCAA)

OPPONENTS' POINTS PER GAME:

72.5 (7th in SWAC/T-208th in NCAA)

OPPONENTS' SHOOTING PERCENTAGE

45.5 (5th in SWAC/273rd in NCAA)

OPPONENTS' 3-POINT SHOOTING PERCENTAGE:

31.3 (3rd in SWAC/34th in NCAA)

OPPONENTS' TURNOVERS PER GAME:

18.2 (1st in SWAC/3rd in NCAA)

PREVIOUS NCAA TOURNAMENT APPEARANCES:

1998 – No. 16 seed, lost in first round (Kansas) 0-1 SU, 0-1 ATS 1-0 O/U

PREVIOUS NCAA TOURNAMENT APPEARANCES:

RECORD AS HIGHER/LOWER SEED

Higher seed: 0-0 SU, 0-0 ATS, 0-0 O/U
Lower seed: 0-1 SU, 0-1 ATS, 1-0 O/U
Same seed: 0-0 SU, 0-0 ATS, 0-0 O/U

RECORD AS FAVORITE/UNDERDOG

Record as Favorite: 0-0 SU, 0-0 ATS, 0-0 O/U
Record as Underdog: 0-1 SU, 1-0 ATS, 1-0 O/U
Record as Pick 'em: 0-0 SU, 0-0 ATS, 0-0 O/U

SEED RECORDS

(Seeds started in 1979)

Record as No. 16 seed: 0-1

PROJECTED STARTERS:

G – Taishaun Johnson, 6-0, Sr. (7.2 ppg, 2.2 rpg, 2.4 apg)

G – Gary Blackston, 6-2, Sr. (15.2 ppg, 7.0 rpg, 1.7 spg)

G – Dennis Jones, 6-1, Sr. (8.9 ppg, 4.5 apg, 2.1 spg)

F – Devonte Patterson, 6-7, Jr. (13.4 ppg, 4.9 rpg, 1.4 spg)

F – Iwin Ellis, 6-7, Sr. (3.2 ppg, 3.2 rpg, 72.7 fg%)

TOP RESERVES:

G - Antoine Lister, 6-3, Jr. (4.8 ppg, 1.3 rpg, 41.1 3pt%)

G - Gerard Andrus, 6-5, Jr. (10.0 ppg, 5.7 rpg, 1.0 spg)

G - Darius Williams, 6-0, Jr. (8.9 ppg, 2.3 rpg)

G – Chancellor Ellis, 6-4, Soph. (5.1 ppg, 0.9 rpg, 36.8 3pt%)

OUTLOOK:

Prairie View began the season as most SWAC teams do – on the road playing buy games to help fund the athletic department. After 11 losses in 12 road games – all of them coming after a season-opening win at Santa Clara – the Panthers took out their frustrations by winning all but one of their last 20 games against conference rivals to make their first NCAA Tournament appearance in 21 years and second in school history. The road trip included a 16-point loss at Murray State, 11-point setback at Baylor, and eight-point defeat at tourney hopeful UNC-Greensboro, so there is a competitive streak in Prairie View, which is hoping to avoid a trip to Dayton and claim a spot in the field of 64 proper. Blackston is not only the team's leading scorer, he is also one of the best rebounding guards in Division I at more than seven per contest. The Panthers' calling card, though, is forcing turnovers. They are among the best in Division I in forcing turnovers at 18.2 per game and had 13 games in which they forced at least 20. Jones, Blackston and Patterson all ranked in the top 10 in steals in the SWAC, and that perimeter quickness also helps them close out defensively on the 3-point line as they held opponents under 32 percent from deep. No one expects Prairie View to pull off a staggering upset, but Byron Smith's team should acquit itself well in the expected 1 vs. 16 first-round matchup.



Gary Blackston



PURDUE BOILERMAKERS

Record: (23-9) Region: South/Seed:3

Conference: Big Ten Conference (Big Ten)

Bid: At-large

Coach: Matt Painter

Coach's NCAA Tournament record: 12-11, 12-10 in 10 appearances with Purdue

NCAA Tournament appearances: 31

Consecutive NCAA Tournament appearances: 5 (Last missed in 2014)

Best NCAA Tournament finish: Runners-up (1969)

Final Four appearances: 2 (1969, 1980)

NCAA Tournament Record: 39-30 (.565)

NCAA Net Ranking: 12
Associated Press Poll Rank: 13
USA TODAY Poll Rank: 12

**Odds to Win It All:
30/1**

Conference Record and finish: 16-4/T-1st
Conference Tournament finish: Lost in quarterfinals
Record in Last 12 games: 9-3 SU, 5-6-1 ATS, 7-5 O/U
Record in Road and Neutral Site games: 8-9 SU, 7-10 ATS, 10-7 O/U
Record vs. 2019 NCAA Tournament teams: 8-7 SU, 6-9 ATS, 7-8 O/U

(Rankings are Associated Press Top 25 rankings on day of game)

11/18 – Lost to No. 16 Virginia Tech 89-83 (N) (YY)	1/23 – Beat Ohio State 79-67 (A) (XY)
11/28 – Lost to No. 15 Florida State 73-72 (A) (XX)	1/27 – Beat No. 6 Michigan State 73-63 (H) (XX)
12/1 – Lost to No. 7 Michigan 76-57 (A) (YX)	2/3 – Beat Minnesota 73-63 (H) (YX)
12/6 – Beat No. 23 Maryland 62-60 (H) (YX)	2/12 – Lost to No. 24 Maryland 70-56 (A) (YX)
12/29 – Beat Belmont 73-62 (H) (XY)	3/2 – Beat Ohio State 86-51 (H) (XY)
1/3 – Beat No. 25 Iowa 86-70 (H) (XY)	3/5 – Lost to Minnesota 73-69 (A) (YY)
1/8 – Lost to No. 6 Michigan State 77-59 (A) (YX)	3/15 – Lost to Minnesota 75-73 (N) (YY)
1/11 – Beat Wisconsin 84-80 (A) (XY)	

XX – ATS win, Under	YX – ATS loss, Under	ZX – Push, Under
XY – ATS win, Over	YY – ATS loss, Over	ZY – Push, Over
XZ – ATS win, Push	YZ – ATS loss, Push	ZZ – Push, Push

LAST 5 NCAA TOURNAMENT APPEARANCES:

2018 – No. 2 seed, lost in regional semifinals (Texas Tech) 2-1 SU, 1-2 ATS 2-1 O/U
2017 – No. 4 seed, lost in regional semifinals (Kansas) 2-1 SU, 2-1 ATS, 3-0 O/U
2016 – No. 5 seed, lost in first round (Arkansas-Little Rock) 0-1 SU, 0-1 ATS, 1-0 O/U
2015 – No. 9 seed, lost in first round (Cincinnati) 0-1 SU, 1-0 ATS, 1-0 O/U
2012 – No. 10seed, lost in second (Kansas) 1-1 SU, 2-0 ATS, 0-2 O/U

LAST 5 NCAA TOURNAMENT APPEARANCES:

RECORD AS HIGHER/LOWER SEED

Higher seed: 4-2 SU, 3-3 ATS, 5-1 O/U
Lower seed: 1-3 SU, 3-1 ATS, 2-2 O/U
Same seed: 0-0 SU, 0-0 ATS, 0-0 O/U

RECORD AS FAVORITE/UNDERDOG

Record as Favorite: 4-2 SU, 3-3 ATS, 5-1 O/U
Record as Underdog: 2-2 SU, 3-1 ATS, 2-2 O/U
Record as Pick 'em: 0-0 SU, 0-0 ATS, 0-0 O/U

SEED RECORDS

(Seeds started in 1979)

Record as No. 1 seed: 6-3
Record as No. 2 seed: 5-3
Record as No. 3 seed: 3-4
Record as No. 4 seed: 4-2
Record as No. 5 seed: 3-3
Record as No. 6 seed: 8-5
Record as No. 7 seed: 0-1
Record as No. 8 seed: 1-1
Record as No. 9 seed: 2-4
Record as No. 10 seed: 3-2

POINTS PER GAME:

76.2 (3rd in Big Ten/84th in NCAA)

SHOOTING PERCENTAGE:

44.6 (7th in Big Ten/163rd in NCAA)

3-POINT SHOOTING PERCENTAGE:

36.4 (3rd in Big Ten/81st in NCAA)

FREE THROW PERCENTAGE:

73.2 (6th in Big Ten/89th in NCAA)

TURNOVERS PER GAME:

10.7 (4th in Big Ten/23rd in NCAA)

SCORING MARGIN:

9.4 (3rd in Big Ten/32nd in NCAA)

OPPONENTS' POINTS PER GAME:

66.8 (8th in Big Ten/57th in NCAA)

OPPONENTS' SHOOTING PERCENTAGE

42.1 (8th in Big Ten/83rd in NCAA)

OPPONENTS' 3-POINT

SHOOTING PERCENTAGE:

34.4 (12th in Big Ten/191st in NCAA)

OPPONENTS' TURNOVERS PER GAME:

13.0 (4th in Big Ten/T-176th in NCAA)

PROJECTED STARTERS:

G – Carsen Edwards, 6-1, Jr. (23.0 ppg, 3.5 rpg, 33.5 3pt%)

G – Ryan Cline, 6-6, Sr. (11.9 ppg, 3.3 apg, 41.8 3pt%)

G – Nojel Eastern, 6-6, Soph. (7.7 ppg, 5.8 rpg, 2.5 apg)

F – Matt Haarms, 7-3, Soph. (9.0 ppg, 5.4 rpg, 2.0 bpg)

F – Grady Eifert, 6-6, Sr. (5.6 ppg, 5.1 rpg, 53.9 fg%)

TOP RESERVES:

F – Trevion Williams, 6-9, Fr. (5.5 ppg, 3.9 rpg, 55.7 fg%)

Aaron Wheeler, 6-9, Soph. (4.6 ppg, 3.0 rpg)

Eric Hunter Jr., 6-3, Fr. (2.2 ppg, 1.2 rpg, 1.0 apg)

Sasha Stefanovic, 6-4, Fr. (2.7 ppg, 1.2 rpg, 40.0 3pt%)

OUTLOOK:

Purdue outpaced its expectations by gaining a share of the Big Ten regular-season title behind the dynamic scoring backcourt of Edwards and Cline. Edwards is both a volume scorer and volume shooter – he is occasionally guilty of playing hero ball – but he is an absolute stud on the offensive end who can score at all three levels and has the strength to back down smaller guards into the low post. Cline is a more steady scoring option, doing most of his damage from beyond the arc. Haarms has made strides of progress throughout the season, showing some poise after a mid-season benching to get him more aggressive as he became the starting pivot following the graduation of Isaac Haas. Williams is an intriguing X-factor off the bench who can provide low-post scoring in short bursts – any prolonged minutes he gives on the defensive end will be a bonus for the Boilermakers. Purdue has won 14 of its last 17 games heading into the NCAA Tournament, and two of those losses were to Minnesota. Stopping Purdue starts with stopping Edwards, but that is far easier said than done given his indomitable will. He gives the Boilermakers a good chance to play into the second weekend for the third straight year, but a team that is capable of shutting down the scoring options around him may wind up being the one who sends the Boilers home.



Carsen Edwards



SETON HALL PIRATES

Record: (20-13) Region: Midwest/Seed: 10

Conference: Big East Conference (Big East)

Bid: At-Large

Coach: Kevin Willard

Coach's NCAA Tournament Record: 1-3 in 3 appearances

NCAA Tournament appearances: 13

Consecutive NCAA Tournament appearances: 4 (Last missed in 2015)

Best NCAA Tournament finish: Runners-up (1989)

Final Four appearances: 1 (1989)

NCAA Tournament Record: 16-12 (.571)

NCAA Net Ranking: 57
Associated Press Poll Rank: NRV
USA TODAY Poll Rank: 35

Conference Record and finish: 9-9/T-3rd
Conference Tournament finish: Lost in final
Record in Last 12 games: 7-5 SU, 9-3 ATS, 5-7 O/U
Record in Road and Neutral Site games: 9-9 SU, 12-6 ATS, 9-9 O/U
Record vs. 2019 NCAA Tournament teams: 6-6 SU, 4-8 ATS, 5-7 O/U
(Rankings are Associated Press Top 25 rankings on day of game)

11/17 – Lost to Saint Louis 66-64 (H) (YX)	1/27 – Lost to No. 18 Villanova 80-52 (A) (YX)
12/1 – Lost to Louisville 70-65 (H) (YX)	2/23 – Lost to St. John's 78-70 (A) (YX)
12/8 – Beat No. 9 Kentucky 84-83 (N) (XY)	3/6 – Beat No. 16 Marquette 73-64 (H) (XX)
12/22 – Beat Maryland 78-74 (A) (XY)	3/9 – Beat No. 23 Villanova 79-75 (H) (XY)
12/29 – Beat St. John's 76-74 (H) (YX)	3/15 – Beat No. 23 Marquette 81-79 (N) (XY)
1/12 – Lost to No. 21 Marquette 70-66 (A) (XX)	3/16 – Lost to No. 25 Villanova 74-72 (N) (XY)

XX – ATS win, Under	YX – ATS loss, Under	ZX – Push, Under
XY – ATS win, Over	YY – ATS loss, Over	ZY – Push, Over
XZ – ATS win, Push	YZ – ATS loss, Push	ZZ – Push, Push

**Odds to Win It All:
300/1**

POINTS PER GAME:

73.9 (7th in Big East/T-133rd in NCAA)

SHOOTING PERCENTAGE:

44.1 (8th in Big East/195th in NCAA)

3-POINT SHOOTING PERCENTAGE:

32.4 (10th in Big East/280th in NCAA)

FREE THROW PERCENTAGE:

70.8 (7th in Big East/169th in NCAA)

TURNOVERS PER GAME:

12.4 (4th in Big East/T-116th in NCAA)

SCORING MARGIN:

2.5 (5th in Big East/142nd in NCAA)

OPPONENTS' POINTS PER GAME:

71.5 (6th in Big East/182nd in NCAA)

OPPONENTS' SHOOTING PERCENTAGE

42.7 (2nd in Big East/109th in NCAA)

OPPONENTS' 3-POINT SHOOTING PERCENTAGE:

33.6 (3rd in Big East/139th in NCAA)

OPPONENTS' TURNOVERS PER GAME:

14.2 (2nd in Big East/87th in NCAA)

LAST 5 NCAA TOURNAMENT APPEARANCES:

2018 – No. 8 seed, lost in second round (Kansas) 1-1 SU, 2-0 ATS 2-0 O/U
2017 – No. 9 seed, lost in first round (Arkansas) 0-1 SU, 0-1 ATS, 1-0 O/U
2016 – No. 6 seed, lost in first round (Gonzaga) 0-1 SU, 0-1 ATS, 0-1 O/U
2006 – No. 10 seed, lost in first round (Wichita State) 0-1 SU, 0-1 ATS, 1-0 O/U
2004 – No. 8 seed, lost in second round (Duke) 1-1 SU, 1-1 ATS, 2-0 O/U

LAST 5 NCAA TOURNAMENT APPEARANCES:

RECORD AS HIGHER/LOWER SEED

Higher seed: 2-2 SU, 2-2 ATS, 3-1 O/U
Lower seed: 0-3 SU, 1-2 ATS, 3-0 O/U
Same seed: 0-0 SU, 0-0 ATS, 0-0 O/U

RECORD AS FAVORITE/UNDERDOG

Record as Favorite: 1-0 SU, 1-0 ATS, 1-0 O/U
Record as Underdog: 1-4 SU, 2-3 ATS, 4-1 O/U
Record as Pick 'em: 0-1 SU, 0-1 ATS, 1-0 O/U

SEED RECORDS

(Seeds started in 1979)

Record as No. 2 seed: 1-1
Record as No. 3 seed: 8-2
Record as No. 4 seed: 2-1
Record as No. 6 seed: 0-1
Record as No. 8 seed: 3-3
Record as No. 9 seed: 0-1
Record as No. 10 seed: 2-3

PROJECTED STARTERS:

G – Quincy McKnight, 6-4, Jr. (9.5 ppg, 2.5 rpg, 4.0 apg)

G/F – Myles Cale, 6-6, Soph. (10.3 ppg, 4.2 rpg, 38.1 3pt%)

G – Myles Powell, 6-2, Jr. (22.9 ppg, 4.0 rpg, 36.3 3pt%)

F – Michael Nzei, 6-8, Sr. (9.2 ppg, 5.3 rpg, 60.4 fg%)

F – Sandro Mamukelashvili, 6-10, Soph. (8.9 ppg, 7.8 rpg, 1.2 bpg)

TOP RESERVES:

C – Romaro Gill, 7-2, Jr. (2.3 ppg, 1.8 rpg, 1.3 bpg)

G – Shavar Reynolds, 6-2, Soph. (2.1 ppg, 1.0 rpg)

G/F – Jared Rhoden, 6-6, Fr. (3.2 ppg, 2.5 rpg)

G – Anthony Nelson, 6-4, Fr. (2.3 ppg, 1.8 apg)

F – Taurean Thompson, 6-11, Soph. (4.8 ppg, 2.3 rpg)

OUTLOOK:

Seton Hall made an impressive late-season push to reach the NCAA Tournament for a school-record fourth consecutive year, beating Marquette twice and making a run to the Big East tournament final before losing to regular-season champion Villanova. The Pirates were supposed to be rebuilding after losing four 1,000-point scorers, but a Big East lacking a dominant team and the star power of Powell was enough to forge a third-place finish. Powell has “in the gym” range and capable of carrying Seton Hall for stretches when he gets on a heater. McKnight is the designated defensive stopper for the Pirates, and Cale is a good second perimeter option. Coach Kevin Willard is not afraid to go wight and nine deep, and Gill provides a different look defensively with his 7-foot-2 frame. Seton Hall’s frontcourt does not score all that much, but Nzei is a solid glue guy in the paint and Mamukelashvili is used in a pick-and-pop role occasionally on the wing with Powell and McKnight. The biggest thing about the Pirates this year is they took a step forward in their identity as a program. They enter the NCAA Tournament full of confidence, and Powell gives them a good chance of getting a first-round win and providing a stern challenge to a Final Four contender in the round of 32.



Myles Powell



ST. JOHN'S RED STORM

Record: (21-12) Region: West /Seed: 11

Conference: Big East Conference (Big East)

Bid: At-Large

Coach: Chris Mullin

Coach's NCAA Tournament Record: First Appearance

NCAA Tournament appearances: 30

Consecutive NCAA Tournament appearances: 0 (Last appearance in 2015)

Best NCAA Tournament finish: Runners-up (1952)

Final Four appearances: 2 (1952, 1985)

NCAA Tournament Record: 27-31 (.466)

NCAA Net Ranking: 73
Associated Press Poll Rank: NRV
USA TODAY Poll Rank: NRV

Conference Record and finish: 9-9/T-3rd
Conference Tournament finish: Lost in quarterfinals
Record in Last 12 games: 5-7 SU, 5-7 ATS, 5-7 O/U
Record in Road and Neutral Site games: 9-8 SU, 7-9-1 ATS, 10-7 O/U
Record vs. 2019 NCAA Tournament teams: 5-4 SU, 6-3 ATS, 1-7-1 O/U
(Rankings are Associated Press Top 25 rankings on day of game)

11/20 – Beat VCU 87-86 (N) (YY) 2/17 – Beat No. 13 Villanova 71-65 (H) (XX)
12/29 – Lost to Seton Hall 76-74 (A) (XX) 2/23 – Beat Seton Hall 78-70 (H) (XX)
1/1 – Beat No. 16 Marquette 89-69 (H) (XZ) 3/14 – Lost to No. 23 Marquette 86-54 (N) (YX)
1/8 – Lost to Villanova 76-71 (A) (XX)
2/2 – Lost to No. 2 Duke 91-61 (A) (YX)
2/5 – Beat No. 10 Marquette 70-69 (A) (XX)

XX – ATS win, Under YX – ATS loss, Under ZX – Push, Under
XY – ATS win, Over YY – ATS loss, Over ZY – Push, Over
XZ – ATS win, Push YZ – ATS loss, Push ZZ – Push, Push

**Odds to Win It All:
1000/1**

LAST 5 NCAA TOURNAMENT APPEARANCES:

2015 – No. 9 seed, lost in first round (San Diego State) 0-1 SU, 0-1 ATS, 1-0 O/U
2011 – No. 6 seed, lost in first round (Gonzaga) 0-1 SU, 0-1 ATS, 1-0 O/U
2002 – No. 9 seed, lost in first round (Wisconsin) 0-1 SU, 0-1 ATS, 1-0 O/U
2000 – No. 2 seed, lost in second round (Gonzaga) 1-1 SU, 0-2 ATS, 1-1 O/U
1999 – No. 3 seed, lost in regional final (Ohio State) 3-1 SU, 3-1 ATS, 1-3 O/U

LAST 5 NCAA TOURNAMENT APPEARANCES:

RECORD AS HIGHER/LOWER SEED

Higher seed: 3-3 SU, 2-4 ATS, 3-3 O/U
Lower seed: 1-2 SU, 1-2 ATS, 2-1 O/U
Same seed: 0-0 SU, 0-0 ATS, 0-0 O/U

RECORD AS FAVORITE/UNDERDOG

Record as Favorite: 3-3 SU, 2-4 ATS, 3-3 O/U
Record as Underdog: 1-2 SU, 1-2 ATS, 2-1 O/U
Record as Pick 'em: 0-0 SU, 0-0 ATS, 0-0 O/U

SEED RECORDS

(Seeds started in 1979)

Record as No. 1 seed: 6-3
Record as No. 2 seed: 1-1
Record as No. 3 seed: 3-2
Record as No. 4 seed: 3-1
Record as No. 5 seed: 2-2
Record as No. 6 seed: 2-3
Record as No. 7 seed: 0-2
Record as No. 9 seed: 0-3
Record as No. 10 seed: 3-1
Record as No. 11 seed: 0-1

POINTS PER GAME:

77.5 (3rd in Big East/60th in NCAA)

SHOOTING PERCENTAGE:

45.4 (5th in Big East/114th in NCAA)

3-POINT SHOOTING PERCENTAGE:

36.1 (3rd in Big East/98th in NCAA)

FREE THROW PERCENTAGE:

72.5 (4th in Big East/111th in NCAA)

TURNOVERS PER GAME:

10.3 (1st in Big East/14th in NCAA)

SCORING MARGIN:

2.7 (4th in Big East/137th in NCAA)

OPPONENTS' POINTS PER GAME:

74.8 (7th in Big East/262nd in NCAA)

OPPONENTS' SHOOTING PERCENTAGE

43.5 (2nd in Big East/164th in NCAA)

OPPONENTS' 3-POINT SHOOTING PERCENTAGE:

34.1 (2nd in Big East/170th in NCAA)

OPPONENTS' TURNOVERS PER GAME:

15.4 (1st in Big East/35th in NCAA)

PROJECTED STARTERS:

G/F – LJ Figueroa, 6-6, Soph. (14.5 ppg, 6.3 rpg, 37.7 3pt%)

G – Shamorie Ponds, 6-1, Jr. (19.5 ppg, 4.4 rpg, 5.2 apg, 2.7 spg)

G – Justin Simon, 6-5, Jr. (10.0 ppg, 5.0 rpg, 3.3 apg)

G – Mustpaha Heron, 6-4, Jr. (15.4 ppg, 4.9 rpg, 42.6 3pt%)

F – Marvin Clark II, 6-7, Sr. (11.3 ppg, 5.4 rpg, 36.7 3pt%)

TOP RESERVES:

F – Sedee Keita, 6-9, Soph. (2.4 ppg, 1.9 rpg)

G – Bryan Trimble Jr., 6-3, Soph. (2.7 ppg, 1.5 rpg, 37.7 3pt%)

G – Greg Williams Jr., 6-3, Fr. (1.8 ppg, 1.0 rpg)

OUTLOOK:

The Red Storm are back in the NCAA Tournament for the first time in four years, but just barely. St. John's endured a late-season slump and then had to sweat out Selection Sunday after being waxed by Marquette in the Big East quarterfinals. While Red Storm alum Chris Mullin has been relegated to a First Four game for his first NCAA Tournament game in charge, the play-in game has historically served as a springboard for No. 11 seeds, most notably VCU in 2011. St. John's can play – and beat – anyone on a given night, evidenced by going 3-2 against Marquette and Villanova, but is also capable of getting dump-trucked. Ponds is a nightmare matchup for guards, ultra quick off the bounce and able to get to the rim at will. He is surrounded by a fleet of shooters, with Heron the best of the bunch. He sat out a pair of games recently and may not be 100 percent. Figueroa is an underrated inside-out player who can get hot on the perimeter, and Clark also has shown some range. The Red Storm have little frontcourt depth – or overall – and flagged down the stretch as their starters logged heavy minutes. The Red Storm are also undersized and Big East opponents began to make it a point to pound the ball into the paint. The play-in game features an intriguing matchup of Ponds and Sun Devils counterpart Lu Dort, and whoever wins that battle, likely will be moving on to face Buffalo in the first round proper.



Shamorie Ponds



ST. LOUIS BILLIKENS

Record: (23-12) Region: East/Seed: 13

Conference: Atlantic 10 Conference (A-10)

Bid: Automatic

Coach: Travis Ford

Coach's NCAA Tournament Record: 1-6; first appearance with Saint Louis

NCAA Tournament appearances: 10

Consecutive NCAA Tournament appearances: 0 (Last appearance in 2014)

Best NCAA Tournament finish: Regional final (1952)

Final Four appearances: NONE

NCAA Tournament Record: 6-10 (.375)

NCAA Net Ranking: 103
Associated Press Poll Rank: NRV
USA TODAY Poll Rank: NRV

Conference Record and finish: 10-8/T-6th
Conference Tournament finish: Won
Record in Last 12 games: 8-4 SU, 8-4 ATS, 6-5-1 O/U
Record in Road and Neutral Site games: 8-10 SU, 8-10 ATS, 9-8-1 O/U
Record vs. 2019 NCAA Tournament teams: 2-3 SU, 3-2 ATS, 4-1 O/U
(Rankings are Associated Press Top 25 rankings on day of game)

11/17 – Beat Seton Hall 66-64 (A) (XX)
12/16 – Lost to No. 24 Houston 68-64 (A) (XY)
12/19 – Beat NC-Central 74-65 (H) (YY)
12/22 – Lost to No. 11 Florida State 81-59 (N) (YY)
2/26 – Lost to VCU 71-65 (A) (XY)

XX – ATS win, Under YX – ATS loss, Under ZX – Push, Under
XY – ATS win, Over YY – ATS loss, Over ZY – Push, Over
XZ – ATS win, Push YZ – ATS loss, Push ZZ – Push, Push

**Odds to Win It All:
1000/1**

POINTS PER GAME:

67.1 (5th in A-10/304th in NCAA)

SHOOTING PERCENTAGE:

41.9 (5th in A-10/301st in NCAA)

3-POINT SHOOTING PERCENTAGE:

30.8 (12th in A-10/328th in NCAA)

FREE THROW PERCENTAGE:

59.8 (14th in A-10/350th in NCAA)

TURNOVERS PER GAME:

12.7 (12th in A-10/156th in NCAA)

SCORING MARGIN:

3.3 (1st in A-10/123rd in NCAA)

OPPONENTS' POINTS PER GAME:

63.7 (1st in A-10/22nd in NCAA)

OPPONENTS' SHOOTING PERCENTAGE

40.9 (1st in A-10/40th in NCAA)

OPPONENTS' 3-POINT SHOOTING PERCENTAGE:

31.3 (1st in A-10/37th in NCAA)

OPPONENTS' TURNOVERS PER GAME:

13.0 (1st in A-10/183rd in NCAA)

LAST 5 NCAA TOURNAMENT APPEARANCES:

2014 – No. 5 seed, lost in second round (Louisville) 1-1 SU, 0-1-1 ATS, 1-1 O/U
2013 – No. 4 seed, lost in second round (Oregon) 1-1 SU, 1-1 ATS, 1-1 O/U
2012 – No. 9 seed, lost in second round (Michigan State) 1-1 SU, 2-0 ATS, 1-1 O/U
2000 – No. 9 seed, lost in first round (Utah) 0-1 SU, 1-0 ATS, 0-1 O/U
1998 – No. 10 seed, lost in second round (Kentucky) 1-1 SU, 1-1 ATS, 1-1 O/U

LAST 5 NCAA TOURNAMENT APPEARANCES:

RECORD AS HIGHER/LOWER SEED

Higher seed: 2-1 SU, 1-1-1 ATS, 2-1 O/U
Lower seed: 2-4 SU, 4-2 ATS, 2-4 O/U
Same seed: 0-0 SU, 0-0 ATS, 0-0 O/U

RECORD AS FAVORITE/UNDERDOG

Record as Favorite: 2-1 SU, 1-1-1 ATS, 2-1 O/U
Record as Underdog: 2-4 SU, 4-2 ATS, 2-4 O/U
Record as Pick 'em: 0-0 SU, 0-0 ATS, 0-0 O/U

SEED RECORDS

(Seeds started in 1979)

Record as No. 4 seed: 1-1
Record as No. 5 seed: 1-1
Record as No. 7 seed: 0-1
Record as No. 9 seed: 2-3
Record as No. 10 seed: 1-1

PROJECTED STARTERS:

G – Jordan Goodwin, 6-3, Soph. (10.6 ppg, 7.5 rpg, 3.5 apg, 1.8 spg)

G – Javon Bess, 6-6, Sr. (15.3 ppg, 6.7 rpg, 1.8 apg)

G – Tramaine Isabell, 6-1, Sr. (13.8 ppg, 4.1 rpg, 3.7 apg)

F – D.J. Foreman, 6-8, Sr. (5.9 ppg, 4.3 rpg)

F – Hasahn French, 6-7, Soph. (9.3 ppg, 8.4 rpg, 1.8 bpg)

TOP RESERVES:

G - Fred Thatch Jr., 6-3, Fr. (4.4 ppg, 2.7 rpg)

G - Dion Wiley, 6-4, Sr. (4.7 ppg, 0.9 rpg)

LEFT TEAM:

F – Carte'Are Gordon, 6-9, Fr. (8.9 ppg, 4.1 rpg, 1.2 apg)

OUTLOOK:

It took until midway through Atlantic 10 league play, but Saint Louis finally realized the potential that earned its nod as the preseason conference favorite and made a late charge through Brooklyn with four wins and four days to claim the league's automatic berth to the NCAA Tournament. The Billikens have a senior-dominated backcourt in Bess and Isabell, while the undersized French is a load to deal with in the paint. The Billikens are a sticky defensive team, which has followed coach Travis Ford – who has now brought a third different school to the NCAA Tournament after doing so with Oklahoma State and Eastern Kentucky. Saint Louis is a thin team in the frontcourt due to the mid-season departure of Gordon, who showed plenty of promise as a freshman before opting to transfer to DePaul. Isabell picked up his 3-point shooting during the A-10 tourney, which is going to be vital for Saint Louis to have any chance of advancing out of the first round given its season-long inconsistency on the perimeter. The Billikens are an excellent rebounding team, but one area of concern is their free throw shooting. Saint Louis is a terrible foul-shooting team – it entered the A-10 final at 60 percent – and missed at least 10 free throws in 14 games. Given its inability to score points in bunches, that could wind up being the difference in spring a potential first-round upset and making a first-round exit



Javon Bess



ST. MARYS GAELS

Record: (22-11) Region: South/Seed: 11

Conference: West Coast Conference (WCC)

Bid: Automatic

Coach: Randy Bennett

Coach's NCAA Tournament Record: 4-6 in 6 appearances

NCAA Tournament appearances: 10

Consecutive NCAA Tournament appearances: 0 (Last appearance in 2017)

Best NCAA Tournament finish: Regional final (1959)

Final Four appearances: 1 (2017)

NCAA Tournament Record: 5-9 (.357)

NCAA Net Ranking: 32
Associated Press Poll Rank: NRV
USA TODAY Poll Rank: NRV

Conference Record and finish: 11-5/T2nd
Conference Tournament finish: Won final
Record in Last 12 games: 9-3 SU, 5-7 ATS, 4-8 O/U
Record in Road and Neutral Site games: 8-8 SU, 8-8 ATS, 4-11-1 O/U
Record vs. 2019 NCAA Tournament teams: 2-6 SU, 3-5 ATS, 2-6 O/U
(Rankings are Associated Press Top 25 rankings on day of game)

11/14 – Beat New Mexico State 73-58 (A) (XX) 2/9 – Lost to No. 4 Gonzaga 94-46 (A) (YX)
11/19 – Lost to Utah State 80-63 (N) (YX) 3/2 – Lost to No. 1 Gonzaga 69-55 (H) (YX)
11/21 – Lost to No. 15 Mississippi State 61-57 (N) (XX) 3/12 – Beat No. 1 Gonzaga 60-47 (N) (XX)
11/28 – Lost to UC-Irvine 80-75 (H) (YY)
12/15 – Lost to LSU 78-74 (N) (YY)

XX – ATS win, Under YX – ATS loss, Under ZX – Push, Under
XY – ATS win, Over YY – ATS loss, Over ZY – Push, Over
XZ – ATS win, Push YZ – ATS loss, Push ZZ – Push, Push

**Odds to Win It All:
1000/1**

POINTS PER GAME:

72.9 (5th in WCC/159th in NCAA)

SHOOTING PERCENTAGE:

47.4 (2nd in WCC/42nd in NCAA)

3-POINT SHOOTING PERCENTAGE:

37.8 (1st in WCC/34th in NCAA)

FREE THROW PERCENTAGE:

74.5 (5th in WCC/46th in NCAA)

TURNOVERS PER GAME:

10.6 (3rd in WCC/T20th in NCAA)

SCORING MARGIN:

8.5 (3rd in MWC/41st in NCAA)

OPPONENTS' POINTS PER GAME:

64.4 (3rd in WCC/29th in NCAA)

OPPONENTS' SHOOTING PERCENTAGE

43.6 (5th in WCC/172nd in NCAA)

OPPONENTS' 3-POINT SHOOTING PERCENTAGE:

31.8 (5th in WCC/50th in NCAA)

OPPONENTS' TURNOVERS PER GAME:

10.6 (10th in WCC/T337th in NCAA)

LAST 5 NCAA TOURNAMENT APPEARANCES:

2017 – No. 7 seed, lost in second round (Arizona) 1-1 SU, 1-1 ATS, 1-1 O/U
2013 – No. 11 seed (First Four), lost in first round (Memphis) 1-1 SU, 1-1 ATS, 0-2 O/U
2012 – No. 7 seed, lost in first round (Purdue) 0-1 SU, 0-1 ATS, 0-1 O/U
2010 – No. 10 seed, lost in regional semifinals (Baylor) 2-1 SU, 2-1 ATS, 1-2 O/U
2008 – No. 10 seed, lost in first round (Miami) 0-1 SU, 0-1 ATS, 1-0 O/U

LAST 5 NCAA TOURNAMENT APPEARANCES:

RECORD AS HIGHER/LOWER SEED

Higher seed: 1-1 SU, 1-1 ATS, 1-1 O/U
Lower seed: 2-4 SU, 2-4 ATS, 2-4 O/U
Same seed: 1-0 SU, 1-0 ATS, 0-1 O/U

RECORD AS FAVORITE/UNDERDOG

Record as Favorite: 2-2 SU, 2-2 ATS, 2-2 O/U
Record as Underdog: 2-3 SU, 2-3 ATS, 1-4 O/U
Record as Pick 'em: 0-0 SU, 0-0 ATS, 0-0 O/U

SEED RECORDS

(Seeds started in 1979)

Record as No. 7 seed: 1-2
Record as No. 8 seed: 0-1
Record as No. 10 seed: 2-3
Record as No. 11 seed: 1-1
Record as No. 14 seed: 0-1

PROJECTED STARTERS:

G – Jordan Ford, 6-1, Jr. (21.3 ppg, 2.8 rpg, 42.3 3pt%)

G – Tanner Krebs, 6-6, Jr. (8.9 ppg, 3.7 rpg, 40.5 3pt%)

G – Tommy Kuhse, 6-2, Soph. (6.2 ppg, 2.6 rpg, 2.9 apg)

F – Malik Fitts, 6-8, Soph. (15.3 ppg, 7.6 rpg, 40.3 3pt%)

C – Jordan Hunter, 6-10, Sr. (7.9 ppg, 6.8 rpg, 58.8 fg%)

TOP RESERVES:

F/C - Matthias Tass, 6-10, Fr. (3.5 ppg, 3.1 rpg)

F - Dan Fotu, 6-7, Fr. (2.9 ppg, 2.6 rpg, 42.0 3pt%)

F - Elijah Thomas, 6-5, Soph. (4.2 ppg, 1.9 rpg)

OUTLOOK:

Shunned from the NCAA Tournament last year despite a 30-win season following claims of playing too soft a schedule, Saint Mary's opted to remove all doubt about its status this March with a stunning upset of top seed and regular-season champion Gonzaga in the WCC tournament final. The victory not only got the Gaels in the field of 68 but also likely cost the Bulldogs a No. 1 seed and shrunk the size of the bubble for NCAA Tournament hopefuls. To coach Randy Bennett's credit, he did substantially upgrade the non-conference schedule, but the problem was the Gaels put too few wins together and had to win the WCC tourney to get into the NCAA. Saint Mary's did beat WAC champion New Mexico State on the road but suffered losses to MWC champ Utah State, Big West champ UC-Irvine, Harvard, and SEC foes Mississippi State and LSU. The Gaels also were beaten by Gonzaga by a combined 62 points in the regular season before putting together 40 outstanding defensive minutes in holding the Bulldogs to 47. Saint Mary's has a potent offense paced by Ford, a sharpshooter on the perimeter, and inside-out frontcourt force in Fitts. Hunter makes the most of his touches in the pivot, and Krebs presents matchup issues in the backcourt with his length and ability to hit 3-pointers. The Gaels have a point to prove in the NCAA Tournament, and they are likely going to be paired with a high-major team. If they can channel that defensive effort from Gonzaga into its NCAA Tournament play, the Gaels have a chance to get out of the first round, but it is going to take a lot of heavy lifting.



Jordan Ford



SYRACUSE ORANGE

Record: (20-13) Region: West/Seed: 8

Conference: Atlantic Coast Conference (ACC)

Bid: At-Large

Coach: Jim Boeheim

Coach's NCAA Tournament record: 60-32

NCAA Tournament appearances: 40

Consecutive NCAA Tournament appearances: 2 (Last missed in 2017)

Best NCAA Tournament finish: CHAMPIONS (2003)

Final Four appearances: 6 (1975, 1987, 1996, 2003, 2013, 2016)

NCAA Tournament Record: 68-39 (.636)

NCAA Net Ranking: 42
Associated Press Poll Rank: No Votes
USA TODAY Poll Rank: No Votes

Conference Record and finish: 10-8/T-6th
Conference Tournament finish: Lost in quarterfinals
Record in Last 12 games: 5-7 SU, 6-5-1 ATS, 5-7 O/U
Record in Road and Neutral Site games: 7-7 SU, 8-5-1 ATS, 8-6 O/U
Record vs. 2019 NCAA Tournament teams: 5-9 SU, 6-7-1 ATS, 7-7 O/U

(Rankings are Associated Press Top 25 rankings on day of game)

11/16 – Lost to No. 13 Oregon 80-65 (N) (YY)	1/26 – Lost to No. 10 Virginia Tech 78-56 (A) (YX)
11/21 – Beat Colgate 77-56 (H) (XX)	2/5 – Lost to No. 22 Florida State 80-62 (H) (YY)
11/28 – Beat No. 16 Ohio State 72-62 (A) (XX)	2/20 – Beat No. 22 Louisville 69-49 (H) (XX)
12/15 – Lost to Old Dominion 68-62 (H) (YY)	2/23 – Lost to No. 1 Duke 75-65 (H) (YX)
12/18 – Lost to No. 14 Buffalo 71-59 (H) (YX)	2/26 – Lost to No. 5 North Carolina 93-85 (A) (XY)
12/4 – Beat Northeastern 72-49 (H) (XX)	3/4 – Lost to No. 2 Virginia 79-53 (H) (YY)
1/14 – Beat No. 1 Duke 95-91 (A) (XY)	3/14 – Lost to No. 5 Duke 84-72 (N) (ZY)

XX – ATS win, Under	YY – ATS loss, Under	ZX – Push, Under
XY – ATS win, Over	YY – ATS loss, Over	ZY – Push, Over
XZ – ATS win, Push	YZ – ATS loss, Push	ZZ – Push, Push

**Odds to Win It All:
85/1**

POINTS PER GAME:

69.7 (11th in ACC/255th in NCAA)

SHOOTING PERCENTAGE:

42.4 (12th in ACC/280th in NCAA)

3-POINT SHOOTING PERCENTAGE:

33.0 (9th in ACC/253rd in NCAA)

FREE THROW PERCENTAGE:

68.1 (15th in ACC/271st in NCAA)

TURNOVERS PER GAME:

12.5 (7th in ACC/127th in NCAA)

SCORING MARGIN:

4.0 (9th in ACC/110th in NCAA)

OPPONENTS' POINTS PER GAME:

65.7 (4th in ACC/41st in NCAA)

OPPONENTS' SHOOTING PERCENTAGE

39.7 (3rd in ACC/17th in NCAA)

OPPONENTS' 3-POINT SHOOTING PERCENTAGE:

32.3 (7th in ACC/73rd in NCAA)

OPPONENTS' TURNOVERS PER GAME:

15.7 (2nd in ACC/24th in NCAA)

LAST 5 NCAA TOURNAMENT APPEARANCES:

2018 – No. 11 seed (First Four), lost in regional semifinal (Duke) 3-1 SU, 4-0 ATS, 1-3 O/U
2016 – No. 10 seed, lost in National Semifinal (North Carolina) 4-1 SU, 4-1 ATS, 2-3 O/U
2014 – No. 3 seed, lost in second round (Dayton) 1-1 SU, 1-1 ATS, 1-1 O/U
2013 – No. 4 seed, lost in National Semifinal (Michigan) 4-1 SU, 3-2 ATS, 1-4 O/U
2012 – No. 1 seed, lost in regional final (Ohio State) 3-1 SU, 1-3 ATS, 2-2 O/U

LAST 5 NCAA TOURNAMENT APPEARANCES:

RECORD AS HIGHER/LOWER SEED

Higher seed: 7-3 SU, 5-5 ATS, 4-6 O/U
Lower seed: 6-2 SU, 7-1 ATS, 3-5 O/U
Same seed: 1-1 SU, 1-1 ATS, 0-2 O/U

RECORD AS FAVORITE/UNDERDOG

Record as Favorite: 9-1 SU, 6-4 ATS, 3-7 O/U
Record as Underdog: 6-4 SU, 7-3 ATS, 4-6 O/U
Record as Pick 'em: 0-0 SU, 0-0 ATS, 0-0 O/U

SEED RECORDS

(Seeds started in 1979)

Record as No. 1 seed: 6-3
Record as No. 2 seed: 11-5
Record as No. 3 seed: 12-5
Record as No. 4 seed: 14-6
Record as No. 5 seed: 6-4
Record as No. 6 seed: 2-2
Record as No. 7 seed: 2-2
Record as No. 8 seed: 0-1
Record as No. 10 seed: 4-1
Record as No. 11 seed: 3-1

PROJECTED STARTERS:

G — Frank Howard, 6-5, Sr. (8.9 ppg, 2.9 apg)

G — Tyus Battle, 6-6, Jr. (17.2 ppg, 3.3 rpg, 2.5 apg)

C — Paschal Chukwu, 7-2, Sr. (4.3 ppg, 5.4 rpg, 1.8 bpg)

F — Elijah Hughes, 6-6, Jr. (13.4 ppg, 4.4 rpg, 36.0 3pt%)

F — Oshae Brissett, 6-8, Soph. (12.4 ppg, 7.5 rpg, 1.8 apg)

TOP RESERVES:

Marek Dolezaj, 6-10, Soph. (4.1 ppg, 3.6 rpg, 1.6 apg)

Buddy Boenheim, 6-5, Fr. (6.9 ppg, 1.6 rpg, 36.4 3pt%)

Jalen Carey, 6-3, Fr. (3.6 ppg, 1.6 rpg)

Bourama Sidibe, 6-10, Soph. (1.9 ppg, 2.7 rpg)

OUTLOOK:

Unlike most seasons past, Syracuse comfortably made the NCAA Tournament field as Boenheim brings his 2-3 zone that frustrates teams to no end since so few teams face it over the course of a season. The Orange's outrageous length, though, is what makes it so successful as teams are forced to take slightly deeper 3-point shots as opposed to lining up on the arc. Offensively, Syracuse has good pieces and a willing go-to scorer in Battle, who sat out the ACC tournament with a back injury, but he is not the guy who can get hot from the perimeter and carry the Orange offensively. Hughes and Boenheim's son Buddy are the team's best 3-point options, and the coach's son acquitted himself well in extended minutes during the ACC tournament while Battle sat. Syracuse is as capable of scoring 90 as it is 60 on any given night if its gets offense going downhill at the rim, but that is one of the reasons why it is a major risk penciling them beyond the second round. The Orange were 3-8 against AP Top 25 teams this season, and Virginia showed what a team can do against the zone with proper spacing earlier this month in the Carrier Dome.



Tyus Battle



TEMPLE OWLS

Record: (23-9) Region: East/Seed: 11

Conference: American Athletic Conference (AAC)

Bid: At-large

Coach: Fran Dunphy

Coach's NCAA Tournament Record: 3-16; 2-7 in 7 appearances with Temple

NCAA Tournament appearances: 33

Consecutive NCAA Tournament appearances: 0 (Last appearance in 2016)

Best NCAA Tournament finish: National Semifinals (1956, 1958)

Final Four appearances: 2 (1956, 1958)

NCAA Tournament Record: 33-32 (.508)

NCAA Net Ranking: 56
Associated Press Poll Rank: 34
USA TODAY Poll Rank: NRV

**Odds to Win It All:
1000/1**

Conference Record and finish: 13-5/T-3rd
Conference Tournament finish: Lost in quarterfinals
Record in Last 12 games: 8-4 SU, 7-5 ATS, 6-6 O/U
Record in Road and Neutral Site games: 10-7 SU, 9-7-1 ATS, 8-9 O/U
Record vs. 2019 NCAA Tournament teams: 2-5 SU, 3-3-1 ATS, 3-4 O/U
(Rankings are Associated Press Top 25 rankings on day of game)

11/19 – Lost to VCU 57-51 (N) (YX)
12/5 – Lost to No. 21 Villanova 69-59 (A) (YX)
1/2 – Lost to UCF 78-73 (A) (ZY)
1/9 – Beat No. 17 Houston 73-69 (H) (XY)
1/27 – Lost to Cincinnati 72-68 (A) (YY)
1/31 – Lost to No. 13 Houston 73-66 (A) (XX)
3/9 – Beat No. 25 UCF 67-62 (H) (XX)

XX – ATS win, Under YX – ATS loss, Under ZX – Push, Under
XY – ATS win, Over YY – ATS loss, Over ZY – Push, Over
XZ – ATS win, Push YZ – ATS loss, Push ZZ – Push, Push

LAST 5 NCAA TOURNAMENT APPEARANCES:

2016 – No. 10 seed, lost in first round (Iowa) 0-1 SU, 1-0 ATS, 1-0 O/U
2013 – No. 9 seed, lost in second round (Indiana) 1-1 SU, 2-0 ATS, 0-2 O/U
2012 – No. 5 seed, lost in first round (South Florida) 0-1 SU, 0-1 ATS, 0-1 O/U
2011 – No. 7 seed, lost in second round (San Diego State) 1-1 SU, 0-2 ATS, 2-0 O/U
2010 – No. 5 seed, lost in first round (Cornell) 0-1 SU, 0-1 ATS, 1-0 O/U

LAST 2 NCAA TOURNAMENT APPEARANCES:

RECORD AS HIGHER/LOWER SEED

Higher seed: 1-2 SU, 0-3 ATS, 2-1 O/U
Lower seed: 1-3 SU, 3-1 ATS, 2-2 O/U
Same seed: 0-0 SU, 0-0 ATS, 0-0 O/U

RECORD AS FAVORITE/UNDERDOG

Record as Favorite: 1-2 SU, 0-3 ATS, 2-1 O/U
Record as Underdog: 1-3 SU, 3-1 ATS, 2-2 O/U
Record as Pick 'em: 0-0 SU, 0-0 ATS, 0-0 O/U

SEED RECORDS

(Seeds started in 1979)

Record as No. 1 seed: 3-1
Record as No. 2 seed: 1-1
Record as No. 4 seed: 1-1
Record as No. 5 seed: 0-2
Record as No. 6 seed: 3-1
Record as No. 7 seed: 5-5
Record as No. 8 seed: 2-2
Record as No. 9 seed: 3-3
Record as No. 10 seed: 3-3
Record as No. 11 seed: 3-4
Record as No. 12 seed: 0-1

POINTS PER GAME:

74.8 (4th in AAC/115th in NCAA)

SHOOTING PERCENTAGE:

43.9 (6th in AAC/208th in NCAA)

3-POINT SHOOTING PERCENTAGE:

33.1 (8st in AAC/248th in NCAA)

FREE THROW PERCENTAGE:

73.1 (1st in AAC/94th in NCAA)

TURNOVERS PER GAME:

11.1 (3rd in AAC/39th in NCAA)

SCORING MARGIN:

3.7 (7th in AAC/116th in NCAA)

OPPONENTS' POINTS PER GAME:

71.2 (9th in AAC/174th in NCAA)

OPPONENTS' SHOOTING PERCENTAGE

44.1 (12th in AAC/201st in NCAA)

OPPONENTS' 3-POINT SHOOTING PERCENTAGE:

32.7 (4th in AAC/83rd in NCAA)

OPPONENTS' TURNOVERS PER GAME:

14.8 (3rd in AAC/54th in NCAA)

PROJECTED STARTERS:

- G – Shizz Alston Jr., 6-4, Sr. (19.7 ppg, 5.0 apg, 35.3 3pt%)
- G – Nate Pierre-Louis, 6-4, Soph. (13.3 ppg, 5.7 rpg, 2.0 apg)
- F – Quinton Rose, 6-8, Jr. (16.5 ppg, 3.8 rpg, 2.1 spg)
- F – J.P. Moorman II, 6-7, Soph. (5.8 ppg, 4.1 rpg, 1.7 apg)
- C – Damion Moore, 6-11, Jr. (3.0 ppg, 2.5 rpg)

TOP RESERVES:

- F - Justyn Hamilton, 6-10, Soph. (4.1 ppg, 2.1 rpg)
- G - Alani Moore II, 5-10, Jr. (4.2 ppg, 1.1 rpg, 1.3 apg)
- F - De'Vondre Perry, 6-7, Soph. (4.3 ppg, 3.3 rpg, 1.1 apg)
- C - Ernest Aflakpui, 6-10, Sr. (5.9 ppg, 7.0 rpg)

OUTLOOK:

Temple had to sweat out being one of the last at-large teams in the field of 68 after its quarterfinal exit to Wichita State in the AAC tournament, but coach Fran Dunphy will end his storied career in the NCAA Tournament. The Philadelphia-area icon spent his career guiding both Penn and the Owls to multiple tournament appearances, but it will be a challenge to get at least one win before his exit. Alston and Rose have grown together as players in their three seasons together, and Alston is the heart and soul of this team. He does not have a great 3-point stroke but it is serviceable and must be respected. Rose has a good mid-range game but sometimes falls in love with the 3-point shot and is inconsistent at it. Temple has good size in Moore and Aflakpui, giving Dunphy 10 fouls in the paint. The Owls take good care of the ball, and both Rose and Alston ranked in the top five in steals in the AAC. That has to continue to give Temple opportunities at easy points. Despite the mediocre shooting, the Owls averaged 74.8 points – an impressive figure considering the conference sports three of the best defensive teams in the country in Houston, Cincinnati and UCF. Temple's own defense outside of Alston and Rose's thievery skills is somewhat suspect, which could be its downfall, but there will be no lack of motivation in extending Dunphy's time on the sidelines as long as possible.



Shizz Alston Jr.

TENNESSEE VOLUNTEERS

Record: (29-5) Region: South/Seed:2

Conference: Southeastern Conference (SEC)

Bid: At-Large

Coach: Rick Barnes

Coach's NCAA Tournament Record: 22-23; 1-1 in 1 appearance with Tennessee

NCAA Tournament appearances: 22

Consecutive NCAA Tournament appearances: 2 (Last missed in 2017)

Best NCAA Tournament finish: Regional finals (2010)

Final Four appearances: NONE

NCAA Tournament Record: 20-22 (.476)

NCAA Net Ranking: 5
Associated Press Poll Rank: 8
USA TODAY Poll Rank: 8

Conference Record and finish: 15-3/T2nd
Conference Tournament finish: Lost in final
Record in Last 12 games: 8-4 SU, 5-7 ATS, 7-5 O/U
Record in Road and Neutral Site games: 11-5 SU, 10-6 ATS, 14-2 O/U
Record vs. 2019 NCAA Tournament teams: 9-5 SU, 8-6 ATS, 9-5 O/U
(Rankings are Associated Press Top 25 rankings on day of game)

11/21 – Beat Louisville 92-81 (N) (XY)	2/27 – Beat Ole Miss 73-71 (H) (YX)
11/23 – Lost to No. 2 Kansas 87-81 (N) (YY)	3/2 – Beat No. 4 Kentucky 71-52 (H) (XX)
12/9 – Beat No. 1 Gonzaga 76-73 (N) (XX)	3/5 – Beat Mississippi State 71-54 (H) (XX)
1/12 – Beat Florida 78-67 (A) (XY)	3/9 – Lost to Auburn 84-80 (A) (YY)
2/9 – Beat Florida 73-61 (H) (XX)	3/15 – Beat Mississippi State 83-76 (N) (XY)
2/16 – Lost to No. 5 Kentucky 86-69 (A) (YY)	3/16 – Beat No. 4 Kentucky 82-78 (N) (XY)
2/23 – Lost to No. 13 LSU 82-80 (A) (YY)	3/17 – Lost to No. 22 Auburn 84-64 (N) (YY)

XX – ATS win, Under	YX – ATS loss, Under	ZX – Push, Under
XY – ATS win, Over	YY – ATS loss, Over	ZY – Push, Over
XZ – ATS win, Push	YZ – ATS loss, Push	ZZ – Push, Push

**Odds to Win It All:
16/1**

POINTS PER GAME:

81.8 (1st in SEC/20th in NCAA)

SHOOTING PERCENTAGE:

49.7 (1st in SEC/7th in NCAA)

3-POINT SHOOTING PERCENTAGE:

36.2 (7th in SEC/95th in NCAA)

FREE THROW PERCENTAGE:

76.2 (2nd in SEC/17th in NCAA)

TURNOVERS PER GAME:

11.2 (1st in SEC/40th in NCAA)

SCORING MARGIN:

13.1 (1st in SEC/15th in NCAA)

OPPONENTS' POINTS PER GAME:

68.6 (4th in SEC/102nd in NCAA)

OPPONENTS' SHOOTING PERCENTAGE

39.9 (1st in SEC/18th in NCAA)

OPPONENTS' 3-POINT SHOOTING PERCENTAGE:

33.7 (6th in SEC/148th in NCAA)

OPPONENTS' TURNOVERS PER GAME:

12.9 (8th in SEC/T-186th in NCAA)

LAST 5 NCAA TOURNAMENT APPEARANCES:

2018 – No. 3 seed, lost in second round (Loyola of Chicago) 1-1 SU, 1-1 ATS 0-2 O/U
2014 – No. 11 seed (First Four), lost in regional semifinals (Michigan) 3-1 SU, 3-0-1 ATS, 3-1 O/U
2011 – No. 9 seed, lost in first round (Michigan) 0-1 SU, 0-1 ATS, 0-1 O/U
2010 – No. 6 seed, lost in regional final (Michigan State) 3-1 SU, 2-1-1 ATS, 3-1 O/U
2009 – No. 9 seed, lost in first round (Oklahoma State) 0-1 SU, 0-1 ATS, 0-1 O/U

LAST 5 NCAA TOURNAMENT APPEARANCES:

RECORD AS HIGHER/LOWER SEED

Higher seed: 4-1 SU, 3-1-1 ATS, 2-3 O/U
Lower seed: 2-4 SU, 2-3-1 ATS, 4-2 O/U
Same seed: 1-0 SU, 1-0 ATS, 0-1 O/U

RECORD AS FAVORITE/UNDERDOG

Record as Favorite: 5-4 SU, 4-4-1 ATS, 4-5 O/U
Record as Underdog: 2-1 SU, 2-0-1 ATS, 2-1 O/U
Record as Pick 'em: 0-0 SU, 0-0 ATS, 0-0 O/U

SEED RECORDS

(Seeds started in 1979)

Record as No. 2 seed: 3-2
Record as No. 3 seed: 1-1
Record as No. 4 seed: 4-3
Record as No. 5 seed: 2-1
Record as No. 6 seed: 3-1
Record as No. 7 seed: 1-1
Record as No. 8 seed: 2-4
Record as No. 9 seed: 1-3
Record as No. 10 seed: 0-1
Record as No. 11 seed: 3-1

PROJECTED STARTERS:

G – Admiral Schofield, 6-6, Sr. (16.6 ppg, 6.2 rpg, 41.7 3pt%)

G – Jordan Bone, 6-3, Jr. (13.5 ppg, 6.2 rpg, 35.0 3pt%)

G – Lamonte Turner, 6-2, Sr. (10.0 ppg, 2.7 rpg, 3.8 apg)

F – Grant Williams, 6-7, Jr. (19.2 ppg, 7.5 rpg, 3.1 apg)

F – Kyle Alexander, 6-11, Sr. (7.6 ppg, 6.6 rpg, 1.8 bpg)

TOP RESERVES:

G - Jordan Bowden, 6-5, Jr. (10.5 ppg, 3.5 rpg, 36.1 3pt%)

F - John Fulkerson, 6-9, Soph. (3.3 ppg, 2.7 rpg, 59.1 fg%)

G/F - Yves Pons, 6-6, Soph. (2.5 ppg, 2.0 rpg)

OUTLOOK:

A throwback to the days when high major teams were stacked with upperclassmen primed to make deep NCAA Tournament runs, the Volunteers are like that physical lunch-hour team at the local YMCA that runs the table because the sum is greater than its parts. Schofield and Williams are men among boys both physically and effectively, with Schofield an excellent inside-out player offensively and Williams a relentless two-way player who can get to the basket at will because of the mismatches his size presents. Turner has stepped up his playmaking efficiency down the stretch and Bone is also an excellent facilitator of the ball. Tennessee is a selfless team that likes sharing the ball – it is shooting right around 50 percent and one of just five Division I teams with at least 600 assists. Bowden provides plenty of energy and scoring potential off the bench, and Fullerson makes the most of his limited touches in the low post. Three of the Vols' four losses have been by six or fewer points, and their only blowout loss was at Kentucky. Tennessee also is out for redemption after a second-round loss to Loyola of Chicago last year and anything less than a Final Four will be considered a failure. Rick Barnes has quickly elevated Tennessee's program, and the Volunteers have the nous, talent and personnel to cut down the nets in Minneapolis.



Grant Williams



TEXAS TECH RED RAIDERS

Record: (26-6) Region: West/Seed:3

Conference: Big 12 Conference (Big 12)

Bid: At-Large

Coach: Chris Beard

Coach's NCAA Tournament record: 5-2; 3-1 in 1 appearance with Texas Tech

NCAA Tournament appearances: 17

Consecutive NCAA Tournament appearances: 2 (Last missed in 2017)

Best NCAA Tournament finish: Regional final (2018)

Final Four appearances: None

NCAA Tournament Record: 11-17 (.393)

NCAA Net Ranking: 10
Associated Press Poll Rank: 7
USA TODAY Poll Rank: 6

**Odds to Win It All:
20/1**

Conference Record and finish: 14-4/T-1st
Conference Tournament finish: Lost in quarterfinals
Record in Last 12 games: 10-2 SU, 9-3 ATS, 8-4 O/U
Record in Road and Neutral Site games: 9-5 SU, 7-7 ATS, 7-7 O/U
Record vs. 2019 NCAA Tournament teams: 6-5 SU, 4-6-1 ATS, 7-4 O/U
(Rankings are Associated Press Top 25 rankings on day of game)

12/15 - Beat Abilene Christian 82-48 (H) (XY)	1/22 - Lost to Kansas State 58-45 (A) (YX)
12/20 - Lost to No. 2 Duke 69-58 (N) (YX)	2/2 - Lost to No. 11 Kansas 79-63 (A) (YY)
1/5 - Beat Kansas State 63-57 (H) (YY)	2/16 - Beat Baylor 86-61 (H) (XY)
1/8 - Beat No. 23 Oklahoma 66-59 (H) (ZX)	2/23 - Beat No. 12 Kansas 91-62 (H) (XY)
1/16 - Lost to Iowa State 68-64 (H) (YX)	3/9 - Beat Iowa State 80-73 (A) (XY)
1/19 - Lost to Baylor 73-62 (A) (YY)	

XX - ATS win, Under	YX - ATS loss, Under	ZX - Push, Under
XY - ATS win, Over	YY - ATS loss, Over	ZY - Push, Over
XZ - ATS win, Push	YZ - ATS loss, Push	ZZ - Push, Push

LAST 5 NCAA TOURNAMENT APPEARANCES:

2018 - No. 3 seed, lost in regional final (Villanova) 3-1 SU, 2-2 ATS 2-2 O/U
2016 - No. 8 seed, lost in first round (Butler) 0-1 SU, 0-1 ATS, 0-1 O/U
2007 - No. 10 seed, lost in first round (Boston College) 0-1 SU, 0-1 ATS, 1-0 O/U
2005 - No. 6 seed, lost in regional semifinals (West Virginia) 2-1 SU, 2-1 ATS, 0-3 O/U
2004 - No. 8 seed, lost in second round (Saint Joseph's) 1-1 SU, 2-0 ATS, 1-1 O/U

LAST 5 NCAA TOURNAMENT APPEARANCES:

RECORD AS HIGHER/LOWER SEED

Higher seed: 4-1 SU, 3-2 ATS, 2-3 O/U
Lower seed: 2-4 SU, 3-3 ATS, 2-4 O/U
Same seed: 0-0 SU, 0-0 ATS, 0-0 O/U

RECORD AS FAVORITE/UNDERDOG

Record as Favorite: 4-0 SU, 3-1 ATS, 2-2 O/U
Record as Underdog: 2-5 SU, 3-4 ATS, 2-5 O/U
Record as Pick 'em: 0-0 SU, 0-0 ATS, 0-0 O/U

SEED RECORDS

(Seeds started in 1979)

Record as No. 3 seed: 5-2
Record as No. 6 seed: 2-3
Record as No. 8 seed: 1-2
Record as No. 10 seed: 0-1
Record as No. 12 seed: 0-1
Record as No. 13 seed: 0-1

POINTS PER GAME:

73.1 (5th in Big 12/156th in NCAA)

SHOOTING PERCENTAGE:

47.2 (2nd in Big 12/48th in NCAA)

3-POINT SHOOTING PERCENTAGE:

36.8 (2nd in Big 12/63rd in NCAA)

FREE THROW PERCENTAGE:

72.8 (2nd in Big 12/102nd in NCAA)

TURNOVERS PER GAME:

12.4 (6th in Big 12/T-119th in NCAA)

SCORING MARGIN:

13.8 (1st in Big 12/12th in NCAA)

OPPONENTS' POINTS PER GAME:

59.3 (2nd in Big 12/4th in NCAA)

OPPONENTS' SHOOTING PERCENTAGE

36.8 (1st in Big 12/2nd in NCAA)

OPPONENTS' 3-POINT SHOOTING PERCENTAGE:

30.1 (1st in Big 12/17th in NCAA)

OPPONENTS' TURNOVERS PER GAME:

15.7 (1st in Big 12/25th in NCAA)

PROJECTED STARTERS:

G - Jarrett Culver, 6-6, Soph. (18.5 ppg, 6.3 rpg, 3.7 apg)

G - Davide Moretti, 6-2, Soph. (11.6 ppg, 2.5 apg, 47.8 3pt%)

G - Matt Mooney, 6-3, Sr. (10.9 ppg, 3.3 rpg, 38.4 3pt%)

F - Tariq Owens, 6-10, Sr. (8.8 ppg, 5.7 rpg, 2.4 bpg)

C - Norense Odiase, 6-8, Sr. (4.0 ppg, 5.2 rpg, 1.0 bpg)

TOP RESERVES:

G - Kyler Edwards, 6-3, Fr. (5.4 ppg, 2.3 rpg, 40.4 3pt%)

G - Brandone Francis, 6-5, Sr. (6.2 rpg, 2.4 rpg, 1.5 apg)

F - Deshawn Corpew, 6-5, Soph. (5.6 ppg, 3.6 rpg, 57.3 fg%)

OUTLOOK:

Some people may have pumped the brakes on the Texas Tech bandwagon after its surprising Big 12 quarterfinal loss to West Virginia, but make no mistake, this team is primed for a deep NCAA Tournament run and possibly a spot in the Final Four. The Red Raiders are an elite defensive team with a first-class rim protector in Owens. Culver is a matchup nightmare who can slash to the basket and get to the rim anytime he wants. He will be the talk of possibly entering the NBA draft depending on how deep Texas Tech advances. When Moretti and Mooney get going on the perimeter, though, is when Texas Tech goes from good to great, evidenced by averaging 79.7 points and shooting 42.8 percent from beyond the arc during a nine-game winning streak. Beard has a well-defined eight-man rotation, though Edwards is a bit of wild card simply because he's a freshman. At the minimum, Texas Tech is a second-weekend team because its defense is that good, but for the Red Raiders to make their first Final Four appearance in school history, they are going to need their offense to show that February form at some point in those four games en route to Minneapolis.



Jarrett Culver



UC IRVINE ANTEATERS

Record: (30-5) Region: South/Seed: 13

Conference: Big West Conference (BWest)

Bid: Automatic

Coach: Russell Turner

Coach's NCAA Tournament Record: 0-1 in 1 appearance

NCAA Tournament appearances: 2

Consecutive NCAA Tournament appearances: 0 (Last missed in 2015)

Best NCAA Tournament finish: First Round (2015)

Final Four appearances: NONE

NCAA Tournament Record: 0-1 (.000)

NCAA Net Ranking: 68
Associated Press Poll Rank: NRV
USA TODAY Poll Rank: T-38th

Conference Record and finish: 15-1/1st
Conference Tournament finish: Won
Record in Last 12 games: 12-0 SU, 9-2-1 ATS, 6-6 O/U
Record in Road and Neutral Site games: 18-3 SU, 11-7 ATS, 9-12 O/U
Record vs. 2019 NCAA Tournament teams: 1-1 SU, 1-1 ATS, 2-0 O/U
(Rankings are Associated Press Top 25 rankings on day of game)

11/28 – Beat Saint Mary's 80-75 (A) (XY)

12/1 – Lost to Utah State 89-65 (H) (YY)

XX – ATS win, Under	YX – ATS loss, Under	ZX – Push, Under
XY – ATS win, Over	YY – ATS loss, Over	ZY – Push, Over
XZ – ATS win, Push	YZ – ATS loss, Push	ZZ – Push, Push

**Odds to Win It All:
1000/1**

POINTS PER GAME:

72.9 (4th in BWest/1622nd in NCAA)

SHOOTING PERCENTAGE:

45.9 (2nd in BWest/83rd in NCAA)

3-POINT SHOOTING PERCENTAGE:

36.1 (3rd in BWest/99th in NCAA)

FREE THROW PERCENTAGE:

69.6 (4th in BWest/206th in NCAA)

TURNOVERS PER GAME:

11.7 (3rd in BWest/69th in NCAA)

SCORING MARGIN:

9.6 (1st in BWest/30th in NCAA)

OPPONENTS' POINTS PER GAME:

63.3 (1st in BWest/20th in NCAA)

OPPONENTS' SHOOTING PERCENTAGE

38.0 (1st in BWest/5th in NCAA)

OPPONENTS' 3-POINT SHOOTING PERCENTAGE:

33.2 (4th in BWest/114th in NCAA)

OPPONENTS' TURNOVERS PER GAME:

11.4 (6th in BWest/298th in NCAA)

PREVIOUS NCAA TOURNAMENT APPEARANCES:

2015 – No. 13 seed, lost in first round (Louisville) 0-1 SU, 1-0 ATS 0-1 O/U

LAST 5 NCAA TOURNAMENT APPEARANCES:

RECORD AS HIGHER/LOWER SEED

Higher seed: 0-0 SU, 0-0 ATS, 0-0 O/U

Lower seed: 0-1 SU, 1-0 ATS, 0-1 O/U

Same seed: 0-0 SU, 0-0 ATS, 0-0 O/U

RECORD AS FAVORITE/UNDERDOG

Record as Favorite: 0-0 SU, 0-0 ATS, 0-0 O/U

Record as Underdog: 0-1 SU, 1-0 ATS, 0-1 O/U

Record as Pick 'em: 0-0 SU, 0-0 ATS, 0-0 O/U

SEED RECORDS

(Seeds started in 1979)

Record as No. 13 seed: 0-1

PROJECTED STARTERS:

G – Evan Leonard, 6-1, Jr. (11.1 ppg, 2.5 rpg, 40.9 3pt%)
G – Max Hazzard, 6-0, Jr. (12.5 ppg, 2.2 apg, 39.4 3pt%)
F – Jonathan Galloway, 6-10, Sr. (7.0 ppg, 8.0 rpg, 62.1 fg%)
F – Elston Jones, 6-9, Sr. (5.7 ppg, 6.8 rpg, 1.6 bpg)
F – Tommy Rutherford, 6-8, Jr. (6.8 ppg, 4.4 rpg)

TOP RESERVES:

G – Robert Cartwright, 6-2, Sr. (6.8 ppg, 2.3 rpg, 2.3 apg)
F – Collin Welp, 6-9, Fr. (8.9 ppg, 4.4 rpg)
F – JC Butler, 6-5, Fr. (1.5 ppg, 1.3 rpg)
G – Spencer Rivers, 6-2, Sr. (1.4 ppg, 0.6 apg)

INJURED:

G – Eyassu Worku, 6-2, Jr. (7.5 ppg, 2.4 rpg, 2.8 apg)

OUTLOOK:

The Anteaters are at the top of the list of automatic bid winners from low-major conferences that no one wants to play in the first round. UC Irvine is all about defense, playing a pack-line style similar to Virginia and doing it nearly as successfully as the Cavaliers. The Anteaters are holding opponents under 38 percent shooting and just over 63 points per game. They are arguably the best defensive team in Division I guarding inside the arc and were 17-0 holding opponents to 66 or fewer points. Hazzard emerged as UC Irvine's go-to scorer in his first full season as a starter, while Leonard is also a viable threat on the perimeter. The Anteaters have plenty of size in the frontcourt and get plenty of effort and second-chance points there. Welp and Cartwright provide scoring punch off the bench, and the Anteaters will need them to continue that production to have any chance of getting beyond the front end. UC Irvine did make some hay out of its non-conference schedule, winning at Texas A&M and WCC tournament champion Saint Mary's, so it is not going to be overawed by its opponent. The Anteaters do an excellent job trying to neutralize an opponent's top scorer, and their style could create headaches for a high major first-round opponent provided it does not hail from the ACC. With the right matchup, UC Irvine can grab the Big West's first first-round win since Hawaii in 2016.



Max Hazzard



UCF KNIGHTS

Record: (23-8) Region: East/Seed: 9

Conference: American Athletic Conference (AAC)

Bid: At-large

Coach: Johnny Dawkins

Coach's NCAA Tournament Record: 2-1; 1st appearance with UCF

NCAA Tournament appearances: 5

Consecutive NCAA Tournament appearances: 0 (Last appearance in 2005)

Best NCAA Tournament finish: First Round (1994, 1996, 2004, 2005)

Final Four appearances: NONE

NCAA Tournament Record: 0-4 (.000)

NCAA Net Ranking: 30
Associated Press Poll Rank: 26
USA TODAY Poll Rank: 26

Conference Record and finish: 13-5/T-3rd
Conference Tournament finish: Lost in quarterfinals
Record in Last 12 games: 8-4 SU, 8-4 ATS, 6-5-1 O/U
Record in Road and Neutral Site games: 8-6 SU, 9-5 ATS, 4-10 O/U
Record vs. 2019 NCAA Tournament teams: 4-3 SU, 4-2-1 ATS, 2-5 O/U
(Rankings are Associated Press Top 25 rankings on day of game)

11/24 – Beat Northern Kentucky 66-53 (H) (XX) 3/7 – Beat No. 20 Cincinnati 58-55 (H) (XX)
1/2 – Beat Temple 78-73 (H) (ZY) 3/9 – Lost to Temple 67-62 (A) (YX)
2/7 – Lost to No. 12 Houston 77-68 (H) (YY)
2/21 – Lost to Cincinnati 60-55 (A) (XX)
3/2 – Beat No. 8 Houston 69-64 (A) (XX)

XX – ATS win, Under YX – ATS loss, Under ZX – Push, Under
XY – ATS win, Over YY – ATS loss, Over ZY – Push, Over
XZ – ATS win, Push YZ – ATS loss, Push ZZ – Push, Push

**Odds to Win It All:
300/1**

PREVIOUS 4 NCAA TOURNAMENT APPEARANCES:

2005 – No. 15 seed, lost in first round (Connecticut) 0-1 SU, 1-0 ATS, 1-0 O/U
2004 – No. 14 seed, lost in first round (Pittsburgh) 0-1 SU, 1-0 ATS, 0-1 O/U
1996 – No. 16 seed, lost in first round (Massachusetts) 0-1 SU, N/A ATS, N/A O/U
1994 – No. 16 seed, lost in first round (Purdue) 0-1 SU, N/A ATS, N/A O/U

LAST 2 NCAA TOURNAMENT APPEARANCES:

RECORD AS HIGHER/LOWER SEED

Higher seed: 0-0 SU, 0-0 ATS, 0-0 O/U
Lower seed: 0-2 SU, 2-0 ATS, 1-1 O/U
Same seed: 0-0 SU, 0-0 ATS, 0-0 O/U

RECORD AS FAVORITE/UNDERDOG

Record as Favorite: 0-0 SU, 0-0 ATS, 0-0 O/U
Record as Underdog: 0-1 SU, 1-0 ATS, 1-0 O/U
Record as Pick 'em: 0-0 SU, 0-0 ATS, 0-0 O/U

SEED RECORDS

Record as No. 14 seed: 0-1
Record as No. 15 seed: 0-1
Record as No. 16 seed: 0-2

POINTS PER GAME:

72.1 (5th in AAC/183rd in NCAA)

SHOOTING PERCENTAGE:

46.3 (1st in AAC/66th in NCAA)

3-POINT SHOOTING PERCENTAGE:

35.4 (3rd in AAC/121st in NCAA)

FREE THROW PERCENTAGE:

64.5 (11th in AAC/332nd in NCAA)

TURNOVERS PER GAME:

11.8 (4th in AAC/75th in NCAA)

SCORING MARGIN:

7.8 (3rd in AAC/49th in NCAA)

OPPONENTS' POINTS PER GAME:

64.3 (3rd in AAC/28th in NCAA)

OPPONENTS' SHOOTING PERCENTAGE

39.5 (2nd in AAC/13th in NCAA)

OPPONENTS' 3-POINT SHOOTING PERCENTAGE:

31.3 (2nd in AAC/38th in NCAA)

OPPONENTS' TURNOVERS PER GAME:

12.3 (9th in AAC/T-238th in NCAA)

PROJECTED STARTERS:

- G – BJ Taylor, 6-2, Sr. (16.0 ppg, 3.3 apg, 36.8 3pt%)
- G – Terrell Allen, 6-3, Sr. (6.8 ppg, 4.3 apg, 39.3 3pt%)
- G – Aubrey Dawkins, 6-6, Jr. (15.2 ppg, 5.0 rpg, 39.2 3pt%)
- F – Collin Smith, 6-11, Soph. (8.3 ppg, 5.2 rpg, 1.5 apg)
- C – Tacko Fall, 7-6, Sr. (10.9 ppg, 7.3 rpg, 2.5 bpg, 75.4 fg%)

TOP RESERVES:

- G - Dayon Griffin, 6-4, Sr. (4.6 ppg, 2.1 rpg, 1.0 apg)
- G - Frank Bertz, 6-5, Jr. (3.0 ppg, 1.4 rpg)
- F - Chad Brown, 6-9, Sr. (4.7 ppg, 5.2 rpg)
- G - Caesar DeJesus, 6-2, Soph. (3.4 ppg, 0.9 rpg)

OUTLOOK:

After being derailed by injuries last season to Dawkins and Fall, UCF is in the NCAA Tournament for the first time in 14 years. The two-year wait for Dawkins, the son of coach Johnny Dawkins, between sitting out a year due to transfer rules and last year due to injury, was well worth it as the guard is a better offensive version of his father with a solid inside-out game. Taylor has been a stalwart all four seasons with the Knights, and this trip is a reward for a solid four-season career. Fall will instantly draw attention because of his epic size and length, but if he gets the ball anywhere near the basket, it's practically over. He is a vital part of UCF's halfcourt offense in terms of the pick-and-roll and a very good rim protector. UCF did not have all that great of a non-conference schedule, but its skirmishes in an above-average American Athletic Conference boasting four tournament teams should prove helpful. The Golden Knights are a connected team defensively who can challenge at all three levels with their perimeter speed and defensive length. The Knights have a good chance to record their first NCAA Tournament victory in school history and provide a Final Four contender some headaches in a second-round matchup.



BJ Taylor



UTAH STATE AGGIES

Record: (28-6) Region: Midwest/Seed: 8

Conference: Mountain West Conference (MWC)

Bid: Automatic

Coach: Craig Smith

Coach's NCAA Tournament Record: 1st appearance with Utah State

NCAA Tournament appearances: 21

Consecutive NCAA Tournament appearances: 0 (Last appearance in 2011)

Best NCAA Tournament finish: Regional finals (1939, 1970)

Final Four appearances: NONE

NCAA Tournament Record: 6-22 (.214)

NCAA Net Ranking: 29
Associated Press Poll Rank: 29
USA TODAY Poll Rank: 29

**Odds to Win It All:
500/1**

Conference Record and finish: 15-3/T-1st
Conference Tournament finish: Won
Record in Last 12 games: 11-1 SU, 7-5 ATS, 6-6 O/U
Record in Road and Neutral Site games: 14-5 SU, 8-11 ATS, 9-10 O/U
Record vs. 2019 NCAA Tournament teams: 3-3 SU, 3-3 ATS, 2-4 O/U
(Rankings are Associated Press Top 25 rankings on day of game)

11/19 – Beat Saint Mary's 80-63 (N) (XX) 3/2 – Beat No. 12 Nevada 81-76 (H) (XY)
11/21 – Lost to Arizona State 87-82 (N) (YY)
12/1 – Beat UC-Irvine 89-65 (A) (XY)
12/20 – Lost to No 21 Houston 60-50 (A) (YX)
1/2 – Lost to No. 6 Nevada 72-49 (A) (YX)

XX – ATS win, Under YX – ATS loss, Under ZX – Push, Under
XY – ATS win, Over YY – ATS loss, Over ZY – Push, Over
XZ – ATS win, Push YZ – ATS loss, Push ZZ – Push, Push

LAST 5 NCAA TOURNAMENT APPEARANCES:

2011 – No. 12 seed, lost in first round (Kansas State) 0-1 SU, 0-1 ATS, 1-0 O/U
2010 – No. 12 seed, lost in first round (Texas A&M) 0-1 SU, 0-1 ATS, 0-1 O/U
2009 – No. 11 seed, lost in first round (Marquette) 0-1 SU, 1-0 ATS, 0-1 O/U
2006 – No. 12 seed, lost in first round (Washington) 0-1 SU, 0-1 ATS, 0-1 O/U
2005 – No. 14 seed, lost in first round (Arizona) 0-1 SU, 0-1 ATS, 0-1 O/U

LAST 5 NCAA TOURNAMENT APPEARANCES:

RECORD AS HIGHER/LOWER SEED

Higher seed: 0-0 SU, 0-0 ATS, 0-0 O/U
Lower seed: 0-5 SU, 1-4 ATS, 1-4 O/U
Same seed: 0-0 SU, 0-0 ATS, 0-0 O/U

RECORD AS FAVORITE/UNDERDOG

Record as Favorite: 0-0 SU, 0-0 ATS, 0-0 O/U
Record as Underdog: 0-5 SU, 1-4 ATS, 1-4 O/U
Record as Pick 'em: 0-0 SU, 0-0 ATS, 0-0 O/U

SEED RECORDS

(Seeds started in 1979)

Record as No. 10 seed: 0-3
Record as No. 11 seed: 0-1
Record as No. 12 seed: 1-5
Record as No. 13 seed: 0-1
Record as No. 14 seed: 0-1
Record as No. 15 seed: 0-1

POINTS PER GAME:

79.2 (2nd in MWC/38th in NCAA)

SHOOTING PERCENTAGE:

47.4 (2nd in MWC/41st in NCAA)

3-POINT SHOOTING PERCENTAGE:

35.5 (4th in MWC/116th in NCAA)

FREE THROW PERCENTAGE:

74.7 (1st in MWC/40th in NCAA)

TURNOVERS PER GAME:

12.5 (4th in MWC/T-134th in NCAA)

SCORING MARGIN:

12.4 (2nd in MWC/17th in NCAA)

OPPONENTS' POINTS PER GAME:

66.8 (1st in MWC/56th in NCAA)

OPPONENTS' SHOOTING PERCENTAGE

39.1 (1st in MWC/9th in NCAA)

OPPONENTS' 3-POINT SHOOTING PERCENTAGE:

34.7 (8th in MWC/208th in NCAA)

OPPONENTS' TURNOVERS PER GAME:

12.4 (5th in MWC/230th in NCAA)

PROJECTED STARTERS:

G – Sam Merrill, 6-5, Sr. (20.5 ppg, 4.1 apg, 39.5 3pt%)

G – Brock Miller, 6-6, Fr. (8.2 ppg, 1.7 rpg, 1.2 apg)

G – Abel Porter, 6-3, Soph. (4.8 ppg, 2.6 apg, 39.3 3pt%)

F – Quinn Taylor, 6-8, Sr. (8.1 ppg, 6.2 rpg, 2.3 apg)

C – Neemias Queta, 6-11, Fr. (11.6 ppg, 8.9 rpg, 2.4 bpg)

TOP RESERVES:

G - Diogo Brito, 6-5, Jr. (7.8 ppg, 4.3 rpg, 38.1 3pt%)

F - Justin Bean, 6-7, Fr. (3.4 ppg, 3.3 rpg)

F - Dwayne Brown Jr., 6-6, Jr. (7.0 ppg, 2.9 rpg)

OUTLOOK:

After battling Nevada to a stalemate and a share of the regular-season Mountain West crown, the Aggies let San Diego State do the dirty work of eliminating the Wolf Pack in the tournament semifinals before dismantling the Aztecs in the championship game. Merrill is an All-American candidate who would have a much larger following if he played at a high-major school. He is capable of getting to the rim and has a nice perimeter game. When teams pay him too much attention on the perimeter, Queta does a nice job in the paint and is an excellent rim protector. The Aggies did not have the preseason publicity Nevada did, but they did play a comparable non-conference schedule with a win over Saint Mary's and credible losses to Arizona State and Houston. The nation is going to find out about Merrill, and he gives Utah State a chance to reach the second round and end an eight-game NCAA Tournament losing streak that started in 1970 when they lost to UCLA with a spot in the Final Four at stake.



Sam Merrill



VCU RAMS

Record: (25-7) Region: East/Seed: 8

Conference: Atlantic 10 Conference (A-10)

Bid: At-large

Coach: Mike Rhoades

Coach's NCAA Tournament Record: 1st appearance with VCU

NCAA Tournament appearances: 17

Consecutive NCAA Tournament appearances: 0 (Last appearance in 2017)

Best NCAA Tournament finish: National Semifinals (2011)

Final Four appearances: 1 (2011)

NCAA Tournament Record: 13-16 (.448)

NCAA Net Ranking: 34
Associated Press Poll Rank: 27
USA TODAY Poll Rank: 27

**Odds to Win It All:
500/1**

Conference Record and finish: 16-2/1st
Conference Tournament finish: Lost in quarterfinals
Record in Last 12 games: 11-1 SU, 9-3 ATS, 7-5 O/U
Record in Road and Neutral Site games: 9-6 SU, 10-5 ATS, 6-9 O/U
Record vs. 2019 NCAA Tournament teams: 4-3 SU, 4-3 ATS, 2-5 O/U
(Rankings are Associated Press Top 25 rankings on day of game)

11/6 – Beat Gardner-Webb 69-57 (H) (YX) 12/9 – Lost to No. 4 Virginia 57-49 (A) (XX)
11/19 – Beat Temple 57-51 (N) (XX) 2/26 – Beat Saint Louis 71-65 (H) (YY)
11/20 – Lost to St. John's 87-86 (N) (XY)
11/28 – Lost to Old Dominion 62-52 (A) (YX)
12/1 – Beat Iona 88-59 (H) (XX)

XX – ATS win, Under YX – ATS loss, Under ZX – Push, Under
XY – ATS win, Over YY – ATS loss, Over ZY – Push, Over
XZ – ATS win, Push YZ – ATS loss, Push ZZ – Push, Push

LAST 5 NCAA TOURNAMENT APPEARANCES:

2017 – No. 10 seed, lost in first round (Saint Mary's) 0-1 SU, 0-1 ATS, 1-0 O/U
2016 – No. 10 seed, lost in second round (Oklahoma) 1-1 SU, 1-1 ATS, 2-0 O/U
2015 – No. 5 seed, lost in first round (Stephen F. Austin) 0-1 SU, 0-1 ATS, 1-0 O/U
2014 – No. 16 seed, lost in first round (Purdue) 0-1 SU, N/A ATS, N/A O/U
2013 – No. 5 seed, lost in second round (Michigan) 1-1 SU, 1-1 ATS, 0-2 O/U

LAST 5 NCAA TOURNAMENT APPEARANCES:

RECORD AS HIGHER/LOWER SEED

Higher seed: 1-2 SU, 2-1 ATS, 2-1 O/U
Lower seed: 1-3 SU, 2-2 ATS, 3-1 O/U
Same seed: 0-0 SU, 0-0 ATS, 0-0 O/U

RECORD AS FAVORITE/UNDERDOG

Record as Favorite: 2-1 SU, 2-1 ATS, 2-1 O/U
Record as Underdog: 0-4 SU, 2-2 ATS, 3-1 O/U
Record as Pick 'em: 0-0 SU, 0-0 ATS, 0-0 O/U

SEED RECORDS

(Seeds started in 1979)

Record as No. 2 seed: 1-1
Record as No. 5 seed: 3-4
Record as No. 6 seed: 1-1
Record as No. 7 seed: 0-1
Record as No. 10 seed: 1-2
Record as No. 11 seed: 6-2
Record as No. 12 seed: 1-3
Record as No. 13 seed: 0-1

POINTS PER GAME:

71.4 (5th in A-10/207th in NCAA)

SHOOTING PERCENTAGE:

44.2 (5th in A-10/184th in NCAA)

3-POINT SHOOTING PERCENTAGE:

30.7 (12th in A-10/331st in NCAA)

FREE THROW PERCENTAGE:

69.8 (6th in A-10/200th in NCAA)

TURNOVERS PER GAME:

13.9 (12th in A-10/T-264th in NCAA)

SCORING MARGIN:

9.8 (1st in A-10/29th in NCAA)

OPPONENTS' POINTS PER GAME:

61.6 (1st in A-10/10th in NCAA)

OPPONENTS' SHOOTING PERCENTAGE

38.4 (1st in A-10/6th in NCAA)

OPPONENTS' 3-POINT SHOOTING PERCENTAGE:

27.6 (1st in A-10/3rd in NCAA)

OPPONENTS' TURNOVERS PER GAME:

16.4 (1st in A-10/13th in NCAA)

PROJECTED STARTERS:

G – De'Riante Jenkins, 6-5, Jr. (11.4 ppg, 3.9 rpg, 35.0 3pt%)

G – Marcus Evans, 6-2, Jr. (13.9 ppg, 3.1 rpg, 3.3 apg)

F – Sean Mobley, 6-8, Soph. (4.3 ppg, 2.7 rpg, 1.3 apg)

F – Marcus Santos-Silva, 6-7, Soph. (9.8 ppg, 6.8 rpg, 61.1 fg%)

F – Issac Vann, 6-6, Jr. (11.0 ppg, 3.6 rpg, 2.2 apg)

TOP RESERVES:\

G/F - Vince Williams, 6-6, Fr. (4.7 ppg, 3.2 rpg)

F - Corey Douglas, 6-8, Soph. (3.6 ppg, 3.8 rpg, 1.7 bpg)

G - Malik Crowfield, 6-4, Jr. (3.2 ppg, 1.7 rpg, 36.2 3pt%)

G/F - Mike'L Simms, 6-5, Jr. (4.9 ppg, 2.0 rpg)

F - Michael Gilmore, 6-10, Sr. (3.0 ppg, 2.6 rpg)

OUTLOOK:

The Rams made a surprising exit from the Atlantic 10 tournament in the quarterfinals at the hands of Rhode Island, but the bigger concern was the knee injury Evans suffered in the second half that directly contributed to the defeat. Evans underwent an MRI upon the team's return to Richmond, which revealed no structural damage, and VCU's leading scorer is expected to be available for the first-round game. In an ironic twist, the Rhoades has returned the Rams to the "havoc" defense former coach Shaka Smart made a staple in their rise to national prominence. VCU is a frenetic defensive team good at forcing turnovers and also very good at stifling teams on the perimeter – the Rams are among the best in the country in 3-point defensive shooting percentage. The problem for VCU is that it is also among the worst teams in Division I shooting 3-pointers, with Jenkins the closest thing to a consistent perimeter option. VCU was head and shoulders the best team in the Atlantic 10 and has the ability to get to the second round. The worry is "havoc" may not work against a team that can move the ball well and get easy baskets when creating numerical advantages.



Marcus Evans



VERMONT CATAMOUNTS

Record: (27-6) Region: West/Seed: 13

Conference: America East Conference (A-East)

Bid: Automatic

Coach: John Becker

Coach's NCAA Tournament Record: 1-2 in 2 appearances

NCAA Tournament appearances: 7

Consecutive NCAA Tournament appearances: 0 (Last appearance in 2017)

Best NCAA Tournament finish: Second Round (2005)

Final Four appearances: NONE

NCAA Tournament Record: 2-6 (.250)

NCAA Net Ranking: 71
Associated Press Poll Rank: NRV
USA TODAY Poll Rank: NRV

Conference Record and finish: 14-2/1st
Conference Tournament finish: Won
Record in Last 12 games: 11-1 SU, 8-4 ATS, 4-8 O/U
Record in Road and Neutral Site games: 12-4 SU, 9-6-1 ATS, 7-9 O/U
Record vs. 2019 NCAA Tournament teams: 2-2 SU, 0-2-2 ATS, 4-0 O/U
(Rankings are Associated Press Top 25 rankings on day of game)

11/12 – Lost to No. 2 Kansas 84-68 (A) (XY)

11/16 – Lost to Louisville 86-78 (A) (ZY)

11/21 – Beat Yale 79-70 (H) (XY)

12/16 – Beat Northeastern 75-70 (H) (ZY)

XX – ATS win, Under YX – ATS loss, Under ZX – Push, Under
XY – ATS win, Over YY – ATS loss, Over ZY – Push, Over
XZ – ATS win, Push YZ – ATS loss, Push ZZ – Push, Push

**Odds to Win It All:
2000/1**

LAST 5 NCAA TOURNAMENT APPEARANCES:

2017 – No. 13 seed, lost in first round (Purdue) 0-1 SU, 0-1 ATS 1-0 O/U
2012 – No. 16 seed (Play-in), lost in first round (North Carolina) 1-1 SU, 1-1 ATS, 1-1 O/U
2010 – No. 16 seed, lost in first round (Syracuse), 0-1 SU, 0-1 ATS, 0-1 O/U
2005 – No. 13 seed, lost in second round (Michigan State) 1-1 SU, 1-1 ATS, 0-2 O/U
2004 – No. 15 seed, lost in first round (Connecticut) 0-1 SU, 1-0 ATS, 0-1 O/U

LAST 5 NCAA TOURNAMENT APPEARANCES:

RECORD AS HIGHER/LOWER SEED

Higher seed: 0-0 SU, 0-0 ATS, 0-0 O/U
Lower seed: 1-5 SU, 2-4 ATS, 1-5 O/U
Same seed: 1-0 SU, 1-0 ATS, 1-0 O/U

RECORD AS FAVORITE/UNDERDOG

Record as Favorite: 0-0 SU, 0-0 ATS, 0-0 O/U
Record as Underdog: 1-6 SU, 3-4 ATS, 2-5 O/U
Record as Pick 'em: 0-0 SU, 0-0 ATS, 0-0 O/U

SEED RECORDS

(Seeds started in 1979)

Record as No. 13 seed: 1-2
Record as No. 15 seed: 0-1
Record as No. 16 seed: 1-3

POINTS PER GAME

POINTS PER GAME: 73.9 (3rd in A-East/T-135th in NCAA)

SHOOTING PERCENTAGE:

45.9 (2nd in A-East/90th in NCAA)

3-POINT SHOOTING PERCENTAGE:

35.3 (2nd in A-East/129th in NCAA)

FREE THROW PERCENTAGE:

75.2 (1st in A-East/30th in NCAA)

TURNOVERS PER GAME:

10.9 (1st in A-East/31st in NCAA)

SCORING MARGIN:

11.3 (1st in A-East/25th in NCAA)

OPPONENTS' POINTS PER GAME:

62.6 (1st in A-East/13th in NCAA)

OPPONENTS' SHOOTING PERCENTAGE

42.0 (3rd in A-East/78th in NCAA)

OPPONENTS' 3-POINT SHOOTING PERCENTAGE:

34.8 (6th in A-East/211st in NCAA)

OPPONENTS' TURNOVERS PER GAME:

13.1 (4th in A-East/173rd in NCAA)

PROJECTED STARTERS:

G – Stef Smith, 6-1, Soph. (12.3 ppg, 4.2 rpg, 36.4 3pt%)
G – Robin Duncan, 6-5, Fr. (4.5 ppg, 3.7 rpg, 2.5 apg)
G – Ernie Duncan, 6-3, Sr. (13.8 ppg, 2.5 apg, 42.1 3pt%)
F – Anthony Lamb, 6-6, Jr. (21.4 ppg, 7.8 rpg, 1.9 bpg, 37.0 3pt%)
F – Samuel Dingba, 6-5, Sr. (2.9 ppg, 3.4 rpg)

TOP RESERVES:

G - Everett Duncan, 6-6, Jr. (6.3 ppg, 3.5 rpg, 37.2 3pt%)
F - Isaiah Moll, 6-6, Fr. (5.5 ppg, 3.0 rpg, 1.0 apg)
F - Ra Kpedi, 6-9, Soph. (2.5 ppg, 1.5 rpg)
F - Ryan Davis, 6-8, Fr. (3.5 ppg, 1.9 rpg)
G - Ben Shingu, 6-2, Soph. (4.0 ppg, 2.9 rpg, 1.2 apg)

OUTLOOK:

Everyone can blame the Catamounts for making sure there will be no sequel to UMBC's historic takedown of Virginia from last year's NCAA Tournament. Vermont gained a measure of revenge for losing last year's America East's final to the Retrievers, and John Becker's team may be equally poised to give the conference a second consecutive first-round win. Lamb is one of the best players in the nation, regardless of conference level, and is on the radar of NBA scouts with his killer spin move and an ability to hit 3-pointers on the pick-and-pop. Duncan and Smith are the beneficiaries of the space Lamb creates and must be guarded on the arc. The trio accounts for approximately 60 percent of Vermont's offense, and it is enough to make the Catamounts one of the best automatic bid winners among the low-major schools. The Catamounts played a rigorous non-conference schedule that should pay dividends regardless of opponent and posted wins over Ivy League finalists Yale and Harvard, and A-10 tourney finalist St. Bonaventure. There were also losses at Kansas and Louisville, with the latter an eight-point defeat. Vermont is a solid defensive team but what makes it noticeable is its ability to avoid fouls. Opponents averaged just 10.2 points via free throws while the Catamounts averaged 15.1. They have a chance to get out of the first round but need to play a non-elite defensive team for that to turn into a good chance.



Anthony Lamb



VILLANOVA WILDCATS

Record: (25-9) Region: South/Seed: 6

Conference: Big East Conference (Big East)

Bid: Automatic

Coach: Jay Wright

Coach's NCAA Tournament Record: 27-13; 27-11 in 13 appearances with Villanova

NCAA Tournament appearances: 39

Consecutive NCAA Tournament appearances: 7 (Last missed in 2012)

Best NCAA Tournament finish: CHAMPIONS (1985, 2016, 2018)

Final Four appearances: 6 (1939, 1971, 1985, 2009, 2016, 2018)

NCAA Tournament Record: 64-36 (.640)

NCAA Net Ranking: 26
Associated Press Poll Rank: 25
USA TODAY Poll Rank: 25

**Odds to Win It All:
50/1**

Conference Record and finish: 13-5/1st
Conference Tournament finish: Won
Record in Last 12 games: 7-5 SU, 5-7 ATS, 6-6 O/U
Record in Road and Neutral Site games: 12-7 SU, 10-9 ATS, 9-9-1 O/U
Record vs. 2019 NCAA Tournament teams: 6-5 SU, 6-5 ATS, 2-8-1 O/U
(Rankings are Associated Press Top 25 rankings on day of game)

11/14 – Lost to No. 18 Michigan 73-46 (H) (YX)	2/9 – Lost to No. 10 Marquette 66-65 (A) (XX)
11/25 – Beat No. 14 Florida State 66-60 (N) (XX)	2/17 – Lost to St. John's 71-65 (A) (YX)
12/5 – Beat Temple 69-59 (H) (XX)	2/27 – Beat No. 10 Marquette 67-61 (H) (XX)
12/15 – Lost to No. 1 Kansas 74-71 (A) (XZ)	3/9 – Lost to Seton Hall 79-75 (A) (YY)
1/8 – Beat No. 24 St. John's 76-71 (H) (YX)	3/16 – Beat Seton Hall 74-72 (N) (YY)
1/27 – Beat Seton Hall 80-52 (H) (XX)	

XX – ATS win, Under	YX – ATS loss, Under	ZX – Push, Under
XY – ATS win, Over	YY – ATS loss, Over	ZY – Push, Over
XZ – ATS win, Push	YZ – ATS loss, Push	ZZ – Push, Push

LAST 5 NCAA TOURNAMENT APPEARANCES:

2018 – No. 1 seed, CHAMPIONS (Michigan) 6-0 SU, 6-0 ATS 3-3 O/U
2017 – No. 1 seed, lost in second round (Wisconsin) 1-1 SU, 0-2 ATS, 1-1 O/U
2016 – No. 2 seed, CHAMPIONS (North Carolina) 6-0 SU, 6-0 ATS, 4-2 O/U
2015 – No. 1 seed, lost in second round (North Carolina State) 1-1 SU, 1-1 ATS, 1-0-1 O/U
2014 – No. 2 seed, lost in second round (Connecticut) 1-1 SU, 1-1 ATS, 1-1 O/U

LAST 5 NCAA TOURNAMENT APPEARANCES:

RECORD AS HIGHER/LOWER SEED

Higher seed: 11-3 SU, 10-4 ATS, 7-6-1 O/U
Lower seed: 2-0 SU, 2-0 ATS, 1-1 O/U
Same seed: 2-0 SU, 2-0 ATS, 2-0 O/U

RECORD AS FAVORITE/UNDERDOG

Record as Favorite: 13-3 SU, 12-4 ATS, 9-6-1 O/U
Record as Underdog: 2-0 SU, 2-0 ATS, 1-1 O/U
Record as Pick 'em: 0-0 SU, 0-0 ATS, 0-0 O/U

SEED RECORDS

(Seeds started in 1979)

Record as No. 1 seed: 11-3
Record as No. 2 seed: 8-2
Record as No. 3 seed: 9-5
Record as No. 4 seed: 1-1
Record as No. 5 seed: 2-1
Record as No. 6 seed: 3-1
Record as No. 7 seed: 1-1
Record as No. 8 seed: 7-2
Record as No. 9 seed: 2-5
Record as No. 10 seed: 1-1
Record as No. 12 seed: 2-2

POINTS PER GAME:

74.5 (6th in Big East/122nd in NCAA)

SHOOTING PERCENTAGE:

43.9 (9th in Big East/T-202nd in NCAA)

3-POINT SHOOTING PERCENTAGE:

35.3 (5th in Big East/128th in NCAA)

FREE THROW PERCENTAGE:

72.7 (4th in Big East/103rd in NCAA)

TURNOVERS PER GAME:

11.3 (3rd in Big East/42nd in NCAA)

SCORING MARGIN:

7.4 (2nd in Big East/54th in NCAA)

OPPONENTS' POINTS PER GAME:

67.1 (1st in Big East/62nd in NCAA)

OPPONENTS' SHOOTING PERCENTAGE

43.4 (6th in Big East/155th in NCAA)

OPPONENTS' 3-POINT SHOOTING PERCENTAGE:

33.5 (2nd in Big East/130th in NCAA)

OPPONENTS' TURNOVERS PER GAME:

12.0 (8th in Big East/271st in NCAA)

PROJECTED STARTERS:

- G – Phil Booth, 6-3, Sr. (18.6 ppg, 3.8 apg, 36.7 3pt%)
- G – Collin Gillespie, 6-3, Soph. (11.1 ppg, 2.8 apg, 38.2 3pt%)
- F – Eric Paschall, 6-8, Sr. (16.5 ppg, 6.2 rpg, 35.7 3pt%)
- F – Jermaine Samuels, 6-7, Soph. (6.1 ppg, 5.4 rpg)
- F – Saddiq Bey, 6-8, Fr. (8.4 ppg, 5.3 rpg, 37.1 3pt%)

TOP RESERVES:

- F - Dhamir Cosby-Roundtree, 6-9, Soph. (5.3 ppg, 5.9 rpg)
- G - Joe Cremo, 6-4, Sr. (4.3 ppg, 1.8 rpg)
- G - Jahvon Quinerly, 6-1, Fr. (3.2 ppg, 0.9 apg)

OUTLOOK:

Though Villanova is nowhere near at the level it was in storming to the NCAA Tournament title last March, realize that the Wildcats are going to go down clawing and scratching. Paschall and Booth are two-time NCAA Tournament champions and have put the team on their backs time and again to rescue a victory. Villanova rallied to win the Big East regular-season title and then became the first school in conference history to win three Big East tournaments. Villanova's ability to play into the second weekend hinges on finding a third scorer. The most likely person to do that is Gillespie, who has shaken off a mid-season slump and is connecting at better than 38 percent from 3-point range. Villanova is primarily a 3-point shooting team at this point, though Paschall can occasionally play bully ball in the low post. Bey has occasionally provided a spark offensively, while Samuels is also hit and miss when it comes to scoring pop. The Wildcats are a clearly defined team – they will go as far as Booth and Paschall take them – and fatigue may be a concern as the two have shouldered the offensive burden all season. But a Jay Wright-coached team is always dangerous, and no one plays beyond their roles. Someone has to eliminate the Wildcats because they are not going to beat themselves trying to defend their title.



Phil Booth



VIRGINIA CAVALIERS

Record: (29-3) Region: South/Seed: 1

Conference: Atlantic Coast Conference (ACC)

Bid: At-Large

Coach: Tony Bennett

Coach's NCAA Tournament record: 10-8; 7-6 in 6 appearances with Virginia

NCAA Tournament appearances: 23

Consecutive NCAA Tournament appearances: 6 (Last missed in 2013)

Best NCAA Tournament finish: National Semifinals (1981, 1984)

Final Four appearances: 2 (1981, 1984)

NCAA Tournament Record: 29-22 (.569)

NCAA Net Ranking: 1
Associated Press Poll Rank: 2
USA TODAY Poll Rank: 2

**Odds to Win It All:
8/1**

Conference Record and finish: 16-2/T-1st
Conference Tournament finish: Lost in semifinal
Record in Last 12 games: 10-2 SU, 7-5 ATS, 6-6 O/U
Record in Road and Neutral Site games: 14-2 SU, 10-2 ATS, 6-6 O/U
Record vs. 2019 NCAA Tournament teams: 10-3 SU, 8-5 ATS, 8-5 O/U
(Rankings are Associated Press Top 25 rankings on day of game)

11/23 – beat No. 25 Wisconsin 53-46 (N) (XX)	2/11 – beat No. 8 North Carolina 69-61 (A) (XX)
11/28 – beat No. 24 Maryland 76-71 (A) (XY)	2/18 – beat No. 20 Virginia Tech 64-58 (A) (XY)
12/9 – beat VCU (H) 57-49 (YX)	2/23 – beat No. 18 Louisville 64-52 (A) (XX)
1/5 – beat No. 9 Florida State 65-52 (XX)	3/4 – beat Syracuse 79-53 (A) (XY)
1/15 – beat No. 9 Virginia Tech 81-59 (XY)	3/9 – beat Louisville 73-68 (H) (YY)
1/19 – lost to No. 1 Duke 72-70 (A) (XY)	3/15 – lost to No. 12 Florida State 69-59 (N) (YY)
2/2 – lost to No. 2 Duke 81-71 (YY)	

XX – ATS win, Under	YX – ATS loss, Under	ZX – Push, Under
XY – ATS win, Over	YY – ATS loss, Over	ZY – Push, Over
XZ – ATS win, Push	YZ – ATS loss, Push	ZZ – Push, Push

LAST 5 NCAA TOURNAMENT APPEARANCES:

2018 – No. 1 seed, lost in first round (UMBC) 0-1 SU, 0-1 ATS 1-0 O/U
2017 – No. 5 seed, lost in second round (Florida) 1-1 SU, 0-2 ATS, 1-1 O/U
2016 – No. 1 seed, lost in regional final (Syracuse) 3-1 SU, 2-1-1 ATS, 3-1 O/U
2015 – No. 2 seed, lost in second round (Michigan State) 1-1 SU, 0-2 ATS, 1-1 O/U
2014 – No. 1 seed, lost in regional semifinal (Michigan State) 2-1 SU, 2-1 ATS, 2-1 O/U

LAST 5 NCAA TOURNAMENT APPEARANCES:

RECORD AS HIGHER/LOWER SEED

Higher seed: 7-4 SU, 4-6-1 ATS, 9-3 O/U
Lower seed: 0-1 SU, 0-1 ATS, 0-1 O/U
Same seed: 0-0 SU, 0-0 ATS, 0-0 O/U

RECORD AS FAVORITE/UNDERDOG

Record as Favorite: 7-3 SU, 3-6-1 ATS, 8-2 O/U
Record as Underdog: 0-2 SU, 1-1 ATS, 0-2 O/U
Record as Pick 'em: 0-0 SU, 0-0 ATS, 0-0 O/U

SEED RECORDS

(Seeds started in 1979)

Record as No. 1 seed: 11-6
Record as No. 2 seed: 1-1
Record as No. 4 seed: 4-2
Record as No. 5 seed: 4-5
Record as No. 6 seed: 2-1
Record as No. 7 seed: 6-4
Record as No. 9 seed: 0-1
Record as No. 10 seed: 0-1

POINTS PER GAME:

71.8 (7th in ACC/T-191st in NCAA)

SHOOTING PERCENTAGE:

47.8 (1st in ACC/29th in NCAA)

3-POINT SHOOTING PERCENTAGE:

40.9 (1st in ACC/4th in NCAA)

FREE THROW PERCENTAGE:

74.6 (3rd in ACC/42nd in NCAA)

TURNOVERS PER GAME:

9.0 (1st in ACC/2nd in NCAA)

SCORING MARGIN:

16.8 (1st in ACC/3rd in NCAA)

OPPONENTS' POINTS PER GAME:

55.1 (1st in ACC/1st in NCAA)

OPPONENTS' SHOOTING PERCENTAGE

38.0 (1st in ACC/4th in NCAA)

OPPONENTS' 3-POINT SHOOTING PERCENTAGE:

27.2 (1st in ACC/1st in NCAA)

OPPONENTS' TURNOVERS PER GAME:

10.9 (15th in ACC/331st in NCAA)

PROJECTED STARTERS:

PG – Ty Jerome, 6-5, Jr. (13.0 ppg, 5.4 apg, 39.7 3pt%)

SG/SF – Kyle Guy, 6-2, Jr. (15.6 ppg, 4.4 rpg, 46.3 3pt%)

SG/SF – De'Andre Hunter, 6-5, Soph. (15.1 ppg, 5.0 rpg, 53.0 fg%)

G – Kihei Clark, 5-9, Fr. (4.2 ppg, 2.2 rpg, 2.3 apg)

C – Jack Salt, 6-10, Sr. (4.2 ppg, 4.0 rpg, 61.4 fg%)

TOP RESERVES

F – Mamadi Diakite, 6-9, Jr. (6.8 ppg, 3.7 rpg, 53.7 fg%)

G – Braxton Key, 6-8, Jr. (6.0 ppg, 5.5 rpg, 1.1 apg)

F – Jay Huff, 7-1, Soph. (4.9 ppg, 2.4 rpg)

OUTLOOK:

The chip on Virginia's shoulder is almost as big as the monkey on its back entering the first round. The Cavaliers are going to forever be remembered as the first No. 1 seed in NCAA Tournament history to lose to a No. 16 – and in embarrassing fashion – but that ship has sailed. This Virginia team still has the same defensive identity, its sturdy pack-line defense, but is light years better offensively. For starters, having Hunter after he missed last year's loss due to injury is a huge boost and brings a lethal inside-out game that has made Virginia one of the best teams in the nation all season. Guy is unafraid of taking big shots and equally proficient from the perimeter, and Jerome is one of the most underrated point guards in the country. The Cavaliers can win games in the 60s and now they can win games in the 70s and 80s, and that is why they are a favorite to not only reach the Final Four but also cut down the nets in Minneapolis. Two of Virginia's three losses came against teams on heaters shooting – Duke from 3-point range and Florida State overall – and the other was a two-point loss to the Blue Devils. Taking down the Cavaliers is going to require a near-perfect offensive game and a lot of work on the defensive end.



De'Andre Hunter



VIRGINIA TECH HOKIES

Record: (24-8) Region: East/Seed: 4

Conference: Atlantic Coast Conference (ACC)

Bid: At-Large

Coach: Buzz Williams

Coach's NCAA Tournament record: 8-7; 0-2 in 2 appearances with Virginia Tech

NCAA Tournament appearances: 11

Consecutive NCAA Tournament appearances: 3 (Last missed in 2016)

Best NCAA Tournament finish: Regional finals (1967)

Final Four appearances: None

NCAA Tournament Record: 6-10 (.375)

NCAA Net Ranking: 11
Associated Press Poll Rank: 16
USA TODAY Poll Rank: 15

**Odds to Win It All:
80/1**

Conference Record and finish: 12-6/5th
Conference Tournament finish: Lost in quarterfinals
Record in Last 12 games: 7-5 SU, 5-6-1 ATS, 7-5 O/U
Record in Road and Neutral Site games: 10-6 SU, 8-7-1 ATS, 8-8 O/U
Record vs. 2019 NCAA Tournament teams: 6-6 SU, 6-6 ATS, 8-4 O/U
(Rankings are Associated Press Top 25 rankings on day of game)

11/9 – Beat Gardner-Webb 87-59 (H) (XX) 1/26 – Beat Syracuse 78-56 (H) (XX)
11/16 – Beat Northeastern 88-60 (N) (XY) 2/4 – Lost to No. 16 Louisville 72-64 (H) (YY)
11/23 – Beat No. 23 Purdue 89-83 (N) (XY) 2/18 – Lost to No. 3 Virginia 64-58 (H) (YY)
12/15 – Beat Washington 73-61 (N) (XX) 2/26 – Beat No. 3 Duke 77-72 (H) (XY)
1/15 - Lost to No. 4 Virginia 81-59 (A) (YY) 3/5 – Lost to No. 14 Florida State 73-64 (A) (YY)
1/21 – Lost to No. 11 North Carolina 103-82 (A) (YY) 3/14 – Lost to No. 12 Florida State 65-63 (N) (YY)

XX – ATS win, Under YX – ATS loss, Under ZX – Push, Under
XY – ATS win, Over YY – ATS loss, Over ZY – Push, Over
XZ – ATS win, Push YZ – ATS loss, Push ZZ – Push, Push

LAST 5 NCAA TOURNAMENT APPEARANCES:

2018 – No. 8 seed, lost in first round (Alabama) 0-1 SU, 0-1 ATS 1-0 O/U
2017 – No. 9 seed, lost in first round (Wisconsin) 0-1 SU, 0-1 ATS, 1-0 O/U
2007 – No. 5 seed, lost in second round (Southern Illinois) 1-1 SU, 0-2 ATS, 0-2 O/U
1996 – No. 9 seed, lost in second round (Kentucky) 1-1 SU, N/A ATS, N/A O/U
1986 – No. 7 seed, lost in first round (Villanova) 0-1 SU, N/A ATS, N/A O/U

LAST 5 NCAA TOURNAMENT APPEARANCES:

RECORD AS HIGHER/LOWER SEED

Higher seed: 1-1 SU, 0-2 ATS, 1-1 O/U
Lower seed: 0-2 SU, 0-2 ATS, 1-1 O/U
Same seed: 0-0 SU, 0-0 ATS, 0-0 O/U

RECORD AS FAVORITE/UNDERDOG

Record as Favorite: 1-1 SU, 0-2 ATS, 1-1 O/U
Record as Underdog: 0-2 SU, 0-2 ATS, 1-1 O/U
Record as Pick 'em: 0-0 SU, 0-0 ATS, 0-0 O/U

SEED RECORDS

(Seeds started in 1979)

Record as No. 5 seed: 1-1
Record as No. 7 seed: 1-2
Record as No. 8 seed: 1-2
Record as No. 9 seed: 1-3

POINTS PER GAME:

74.0 (6th in ACC/T-128th in NCAA)

SHOOTING PERCENTAGE:

47.5 (3rd in ACC/36th in NCAA)

3-POINT SHOOTING PERCENTAGE:

39.4 (2nd in ACC/9th in NCAA)

FREE THROW PERCENTAGE:

75.8 (2nd in ACC/22nd in NCAA)

TURNOVERS PER GAME:

11.4 (3rd in ACC/47th in NCAA)

SCORING MARGIN:

11.9 (16th in ACC/20th in NCAA)

OPPONENTS' POINTS PER GAME:

62.1 (2nd in ACC/11th in NCAA)

OPPONENTS' SHOOTING PERCENTAGE

40.6 (7th in ACC/30th in NCAA)

OPPONENTS' 3-POINT SHOOTING PERCENTAGE:

33.2 (11th in ACC/113th in NCAA)

OPPONENTS' TURNOVERS PER GAME:

14.1 (7th in ACC/T-92nd in NCAA)

PROJECTED STARTERS:

SG – Nickeil Alexander-Walker, 6-5, Soph. (16.6 ppg, 4.0 rpg, 38.1 3pt%)

SG - Ahmed Hill, 6-5, Sr. (13.1 ppg, 3.9 rpg, 37.8 3pt%)

SG - Justin Robinson, 6-2, Sr. (13.7 ppg, 5.2 apg, 41.1 3pt%)

PG – Wabissa Bede, 6-1, Soph. (3.6 ppg, 2.5 rpg, 2.5 apg)

F – Kerry Blackshear, 6-10, Jr. (14.7 ppg, 7.4 rpg, 2.3 apg)

TOP RESERVES

G/F – Ty Outlaw, 6-6, Sr. (8.7 ppg, 5.2 rpg, 46.0 3pt%)

G – Isaiah Wilkins, 6-3, Fr. (5.0 ppg, 2.4 rpg, 43.1 3pt%)

F – P.J. Horne, 6-5, Soph. (3.7 ppg, 2.5 rpg)

OUTLOOK:

If Robinson is cleared to play in the NCAA Tournament, Virginia Tech is a team capable of playing in the second weekend. That, though, is a very big if as the Hokies' leading scorer missed the last 12 games with a foot injury. When Robinson is in the lineup, the Hokies are a fast-moving offense team capable of whipping the ball around on the perimeter at dizzying speeds to an army of 3-point shooters. Without Robinson, Williams has adjusted his offense into a 4-out, 1-in style using the brute force of Blackshear in the paint, who has responded in spectacular fashion in keeping Virginia Tech afloat. The Hokies, though, were a clearly defined second-tier team in the ACC even with its upset win over a Zion-less Duke team. The better teams in the conference used their pace against them and were able to get many open looks on the perimeter. Virginia Tech has held opponents to 62.2 points per game without Robinson, and its defense will be the determining factor in whether it at least gets its first NCAA Tournament victory since 2007.



Kerry Blackshear Jr.



WASHINGTON HUSKIES

Record: (26-8) Region: Midwest/Seed: 9

Conference: Pac-12 Conference (Pac-12)

Bid: Automatic

Coach: Mike Hopkins

Coach's NCAA Tournament Record: 0-0; 1st appearance with Washington

NCAA Tournament appearances: 17

Consecutive NCAA Tournament appearances: 0 (Last appearance in 2011)

Best NCAA Tournament finish: National Semifinals (1953)

Final Four appearances: 1 (1953)

NCAA Tournament Record: 18-17 (.514)

NCAA Net Ranking: 45
Associated Press Poll Rank: NRV
USA TODAY Poll Rank: NRV

Conference Record and finish: 15-3/1st
Conference Tournament finish: Lost in final
Record in Last 12 games: 8-4 SU, 4-8 ATS, 3-9 O/U
Record in Road and Neutral Site games: 11-7 SU, 8-10 ATS, 6-12 O/U
Record vs. 2019 NCAA Tournament teams: 1-7 SU, 2-6 ATS, 1-7 O/U
(Rankings are Associated Press Top 25 rankings on day of game)

11/9 – Lost to No. 11 Auburn 88-66 (A) (YX) 2/9 – Lost to Arizona State 75-63 (A) (YX)
11/21 – Lost to Minnesota 68-66 (N) (YX) 3/9 – Lost to Oregon 55-47 (H) (YX)
12/5 – Lost to No. 1 Gonzaga 81-79 (A) (XX) 3/16 – Lost to Oregon 68-48 (N) (YX)
12/15 – Lost to No. 13 Virginia Tech 73-61 (N) (YX)
1/24 – Beat Oregon 61-56 (A) (XX)

XX – ATS win, Under YX – ATS loss, Under ZX – Push, Under
XY – ATS win, Over YY – ATS loss, Over ZY – Push, Over
XZ – ATS win, Push YZ – ATS loss, Push ZZ – Push, Push

**Odds to Win It All:
500/1**

LAST 5 NCAA TOURNAMENT APPEARANCES:

2011 – No. 7 seed, lost in second round (North Carolina) 1-1 SU, 1-1 ATS 1-1 O/U
2010 – No. 11 seed, lost in regional semifinals (West Virginia) 2-1 SU, 2-1 ATS, 1-2 O/U
2009 – No. 4 seed, lost in second round (Purdue) 1-1 SU, 1-1 ATS, 1-1 O/U
2006 – No. 5 seed, lost in regional semifinals (Connecticut) 2-1 SU, 3-0 ATS, 1-2 O/U
2005 – No. 1 seed, lost in regional semifinals (Louisville) 2-1 SU, 1-2 ATS, 3-0 O/U

LAST 5 NCAA TOURNAMENT APPEARANCES:

RECORD AS HIGHER/LOWER SEED

Higher seed: 6-2 SU, 4-4 ATS, 4-4 O/U
Lower seed: 2-3 SU, 4-1 ATS, 3-2 O/U
Same seed: 0-0 SU, 0-0 ATS, 0-0 O/U

RECORD AS FAVORITE/UNDERDOG

Record as Favorite: 6-1 SU, 4-3 ATS, 4-3 O/U
Record as Underdog: 2-4 SU, 4-2 ATS, 4-2 O/U
Record as Pick 'em: 0-0 SU, 0-0 ATS, 0-0 O/U

SEED RECORDS

(Seeds started in 1979)

Record as No. 1 seed: 2-1
Record as No. 4 seed: 1-1
Record as No. 5 seed: 2-2
Record as No. 6 seed: 2-1
Record as No. 7 seed: 1-2
Record as No. 8 seed: 0-1
Record as No. 11 seed: 4-2
Record as No. 12 seed: 0-1

POINTS PER GAME:

69.8 (11th in Pac-12/252nd in NCAA)

SHOOTING PERCENTAGE:

45.3 (7th in Pac-12/128th in NCAA)

3-POINT SHOOTING PERCENTAGE:

34.6 (6th in Pac-12/160th in NCAA)

FREE THROW PERCENTAGE:

69.4 (8th in Pac-12/213th in NCAA)

TURNOVERS PER GAME:

13.3 (7th in Pac-12/215th in NCAA)

SCORING MARGIN:

5.4 (3rd in Pac-12/T-82nd in NCAA)

OPPONENTS' POINTS PER GAME:

64.4 (2nd in Pac-12/30th in NCAA)

OPPONENTS' SHOOTING PERCENTAGE

41.4 (3rd in Pac-12/61st in NCAA)

OPPONENTS' 3-POINT SHOOTING PERCENTAGE:

33.1 (4th in Pac-12/107th in NCAA)

OPPONENTS' TURNOVERS PER GAME:

16.2 (1st in Pac-12/15th in NCAA)

PROJECTED STARTERS:

- G – David Crisp, 6-0, Sr. (12.5 ppg, 2.8 apg, 37.4 3pt%)
- G – Jaylen Nowell, 6-4, Soph. (16.2 ppg, 5.3 rpg, 43.8 3pt%)
- G – Matisse Thybulle, 6-5, Sr. (9.3 ppg, 3.1 rpg, 3.4 spg)
- F – Noah Dickerson, 6-8, Sr. (12.2 ppg, 7.4 rpg, 55.6 fg%)
- F – Hameir Wright, 6-9, Soph. (2.8 ppg, 2.3 rpg)

TOP RESERVES

- F - Dominic Green, 6-6, Sr. (6.3 ppg, 2.8 rpg, 35.2 3pt%)
- F - Nahziah Carter, 6-6, Soph. (7.9 ppg, 2.5 rpg)
- F - Sam Timmins, 6-11, Jr. (2.0 ppg, 2.2 rpg)

OUTLOOK:

Carrying the tattered Pac-12 banner this year after the conference underachieved from top to bottom are the Huskies, who have been rebuilt faster than expected by second-year coach Mike Hopkins. Washington is in a sense Syracuse west as Hopkins brought the Orange's 2-3 zone defense with him from upstate New York and found a high degree of success. The Huskies comfortably won the Pac-12 regular-season title than completed the double in the conference tournament to help give the high major conference one team in the top half of the NCAA Tournament field. Dickerson and Nowell form a solid inside-out tandem offensively, and Washington is a relentless board crusher. Nowell's 3-point range must be respected along with fellow guard Crisp. Thybulle has arguably the fastest hands of any defender in the country and is the active Division I leader in steals by a sizable margin with 321 heading into the conference tournament final. Like other Pac-12 teams, the Huskies struggled to find quality non-conference wins, losing to NCAA Tournament teams Auburn, Virginia Tech, Gonzaga, and Minnesota in road and neutral site games. An expected first-round matchup against a fellow high-major team will give Washington a chance to save some face for the conference, but it is more likely the Huskies will make a first-round exit that completes a season of misery for the Pac-12.



Jaylen Nowell



WISCONSIN BADGERS

Record: (23-10) Region: South/Seed: 5

Conference: Big Ten Conference (Big Ten)

Bid: At-large

Coach: Greg Gard

Coach's NCAA Tournament record : 4-2

NCAA Tournament appearances: 24

Consecutive NCAA Tournament appearances: 0 (Last appearance in 2017)

Best NCAA Tournament finish: CHAMPIONS (1941)

Final Four appearances: 4 (1941, 2000, 2014, 2015)

NCAA Tournament Record: 38-22 (.633)

NCAA Net Ranking: 17
Associated Press Poll Rank: 19
USA TODAY Poll Rank: 19

**Odds to Win It All:
100/1**

Conference Record and finish: 14-6/4th
Conference Tournament finish: Lost in semifinals
Record in Last 12 games: 8-4 SU, 4-7-1 ATS, 5-7 O/U
Record in Road and Neutral Site games: 11-7 SU, 9-8-1 ATS, 8-10 O/U
Record vs. 2019 NCAA Tournament teams: 7-8 SU, 7-8 ATS, 5-10 O/U
(Rankings are Associated Press Top 25 rankings on day of game)

11/22 – Beat Oklahoma 78-58 (N) (XY) 2/1 – Beat No. 21 Maryland 69-61 (H) (XY)
11/23 – Lost to No. 4 Virginia 53-46 (N) (YX) 2/6 – Beat Minnesota 56-51 (A) (XX)
11/30 – Beat No. 14 Iowa 72-66 (A) (XX) 2/9 – Lost to No. 7 Michigan 61-52 (A) (YX)
12/8 – Lost to Marquette 74-69 (A) (YY) 2/12 – Lost to No. 11 Michigan State 67-59 (H) (YX)
1/3 – Lost to Minnesota 59-52 (H) (YX) 3/7 – Beat Iowa 65-45 (H) (XX)
1/11 – Lost to Purdue 84-80 (H) (YY) 3/10 – Beat Ohio State 73-67 (A) (XY)
1/14 – Lost to No. 19 Maryland 64-60 (A) (YX) 3/16 – Lost to No. 6 Michigan State 67-55 (N) (YX)
1/19 – Beat No. 2 Michigan 64-54 (H) (XX)

XX – ATS win, Under YX – ATS loss, Under ZX – Push, Under
XY – ATS win, Over YY – ATS loss, Over ZY – Push, Over
XZ – ATS win, Push YZ – ATS loss, Push ZZ – Push, Push

LAST 5 NCAA TOURNAMENT APPEARANCES:

2017 – No. 8 seed, lost in regional semifinals (Florida) 2-1 SU, 2-0-1 ATS 2-1 O/U
2016 – No. 7 seed, lost in regional semifinals (Notre Dame) 2-1 SU, 2-1 ATS, 0-3 O/U
2015 – No. 1 seed, lost in National Championship (Duke) 5-1 SU, 3-3 ATS, 4-2 O/U
2014 – No. 2 seed, lost in National Semifinal (Kentucky) 4-1 SU, 4-0-1 ATS, 2-3 O/U
2013 – No. 5 seed, lost in first round (Mississippi) 0-1 SU, 0-1 ATS, 0-1 O/U

LAST 5 NCAA TOURNAMENT APPEARANCES:

RECORD AS HIGHER/LOWER SEED

Higher seed: 10-1 SU, 8-3 ATS, 5-6 O/U
Lower seed: 2-3 SU, 2-1-2 ATS, 2-3 O/U
Same seed: 1-1 SU, 1-1 ATS, 1-1 O/U

RECORD AS FAVORITE/UNDERDOG

Record as Favorite: 7-2 SU, 5-4 ATS, 4-5 O/U
Record as Underdog: 6-3 SU, 6-1-2 ATS, 4-5 O/U
Record as Pick 'em: 0-0 SU, 0-0 ATS, 0-0 O/U

SEED RECORDS

(Seeds started in 1979)

Record as No. 1 seed: 5-1
Record as No. 2 seed: 5-2
Record as No. 3 seed: 2-1
Record as No. 4 seed: 5-3
Record as No. 5 seed: 2-3
Record as No. 6 seed: 4-3
Record as No. 7 seed: 2-2
Record as No. 8 seed: 7-3
Record as No. 9 seed: 1-2
Record as No. 12 seed: 1-1

POINTS PER GAME:

69.1 (12th in Big Ten/270th in NCAA)

SHOOTING PERCENTAGE:

45.3 (5th in Big Ten/124th in NCAA)

3-POINT SHOOTING PERCENTAGE:

36.6 (2nd in Big Ten/70th in NCAA)

FREE THROW PERCENTAGE:

64.9 (13th in Big Ten/329th in NCAA)

TURNOVERS PER GAME:

9.5 (2nd in Big Ten/6th in NCAA)

SCORING MARGIN:

7.6 (4th in Big Ten/52nd in NCAA)

OPPONENTS' POINTS PER GAME:

61.4 (2nd in Big Ten/9th in NCAA)

OPPONENTS' SHOOTING PERCENTAGE

39.3 (2nd in Big Ten/11th in NCAA)

OPPONENTS' 3-POINT SHOOTING PERCENTAGE:

31.2 (3rd in Big Ten/30th in NCAA)

OPPONENTS' TURNOVERS PER GAME:

11.3 (12th in Big Ten/T-305th in NCAA)

PROJECTED STARTERS:

G – Khalil Iverson, 6-5, Sr. (6.7 ppg, 4.5 rpg, 53.8 fg%)

G – D'Mitrik Trice, 6-0, Soph. (11.7 ppg, 2.8 rpg, 40.0 3pt%)

G – Brad Davison, 6-3, Soph. (10.7 ppg, 3.3 rpg, 36.6 3pt%)

F – Ethan Happ, 6-10, Sr. (17.5 ppg, 10.1 rpg, 4.6 apg)

F – Nate Reuvers, 6-11, Soph. (7.8 ppg, 3.9 rpg, 37.5 3pt%)

TOP RESERVES:

Brevin Prtizl, 6-3, Jr. (4.9 ppg, 2.5 rpg, 42.7 3pt%)

Kobe King, 6-4, Fr. (4.3 ppg, 2.1 rpg)

Aheem Ford, 6-8, Soph. (3.2 ppg, 1.9 rpg)

OUTLOOK:

After missing the NCAA Tournament for the first time in 20 years last March, the Badgers are back as Happ makes his last go-round. The 6-foot-10 senior serves as the point forward for Wisconsin's offense and ranked in the top five in points, rebounds, and assists in the Big Ten. He demands a double team in the low post but is also a deadly precise passer who can find either the cutter or the open wing player. Wisconsin's top two perimeter options are Trice and Davison, with the latter one of the best pantomime villains in college basketball for his ability to draw offensive charges. Reuvers presents a challenge because of his ability to draw frontcourt players out to the perimeter defensively to challenge his 3-point shot, which allows lanes for Davison and Iverson to penetrate. As has been the case for decades, Wisconsin is a stout defensive team and one of the leaders in the country in terms of scoring defense and guarding the 3. One thing to watch, though, is Happ's dodgy foul shooting. Gard has not been afraid to bench his All-American late to prevent "Hack-a-Happ," and there are times the offense has bogged down against elite teams.



Ethan Happ



WOFFORD TERRIERS

Record: (29-4) Region: Midwest/Seed: 7

Conference: Southern Conference (SoCon)

Bid: Automatic

Coach: Mike Young

Coach's NCAA Tournament Record: 0-4 in 4 appearances

NCAA Tournament appearances: 5

Consecutive NCAA Tournament appearances: 0 (Last appearance in 2015)

Best NCAA Tournament finish: First Round (2010, 2011, 2014, 2015)

Final Four appearances: NONE

NCAA Tournament Record: 0-4 (.000)

NCAA Net Ranking: 13
Associated Press Poll Rank: 20
USA TODAY Poll Rank: 20

Conference Record and finish: 18-0/1st
Conference Tournament finish: Won
Record in Last 12 games: 12-0 SU, 11-1 ATS, 6-6 O/U
Record in Road and Neutral Site games: 14-3 SU, 12-5 ATS, 7-10 O/U
Record vs. 2019 NCAA Tournament teams: 0-4 SU, 0-4 ATS, 1-3 O/U
(Rankings are Associated Press Top 25 rankings on day of game)

Nov. 6 – Lost to No. 8 North Carolina 78-67 (H) (YX)
Nov. 18 – Lost to Oklahoma 75-64 (A) (YX)
Dec. 4 – Lost to No. 2 Kansas 72-47 (A) (YX)
Dec. 19 – Lost to No. 17 Mississippi State 98-87 (A) (YY)

XX – ATS win, Under YX – ATS loss, Under ZX – Push, Under
XY – ATS win, Over YY – ATS loss, Over ZY – Push, Over
XZ – ATS win, Push YZ – ATS loss, Push ZZ – Push, Push

**Odds to Win It All:
200/1**

LAST 4 NCAA TOURNAMENT APPEARANCES:

2015 – No. 12 seed, lost in first round (Arkansas) 0-1 SU, 1-0 ATS 0-1 O/U
2014 – No. 15 seed, lost in first round (Michigan) 0-1 SU, 0-1 ATS, 0-1 O/U
2011 – No. 14 seed, lost in first round (BYU) 0-1 SU, 1-0 ATS, 0-1 O/U
2010 – No. 13 seed, lost in first round (Wisconsin) 0-1 SU, 1-0 ATS, 0-1 O/U

LAST 4 NCAA TOURNAMENT APPEARANCES:

RECORD AS HIGHER/LOWER SEED

Higher seed: 0-0 SU, 0-0 ATS, 0-0 O/U
Lower seed: 0-4 SU, 3-1 ATS, 0-4 O/U
Same seed: 0-0 SU, 0-0 ATS, 0-0 O/U

RECORD AS FAVORITE/UNDERDOG

Record as Favorite: 0-0 SU, 0-0 ATS, 0-0 O/U
Record as Underdog: 0-4 SU, 3-1 ATS, 0-4 O/U
Record as Pick 'em: 0-0 SU, 0-0 ATS, 0-0 O/U

SEED RECORDS

(Seeds started in 1979)

Record as No. 12 seed: 0-1
Record as No. 13 seed: 0-1
Record as No. 14 seed: 0-1
Record as No. 15 seed: 0-1

POINTS PER GAME:

83.0 (2nd in SoCon/12th in NCAA)

SHOOTING PERCENTAGE:

49.3 (1st in SoCon/11th in NCAA)

3-POINT SHOOTING PERCENTAGE:

41.6 (1st in SoCon/2nd in NCAA)

FREE THROW PERCENTAGE:

69.9 (6th in SoCon/197th in NCAA)

TURNOVERS PER GAME:

10.9 (1st in SoCon/29th in NCAA)

SCORING MARGIN:

17.4 (1st in SoCon/2nd in NCAA)

OPPONENTS' POINTS PER GAME:

65.6 (1st in SoCon/40th in NCAA)

OPPONENTS' SHOOTING PERCENTAGE

42.7 (3rd in SoCon/108th in NCAA)

OPPONENTS' 3-POINT

SHOOTING PERCENTAGE:

32.2 (2nd in SoCon/69th in NCAA)

OPPONENTS' TURNOVERS PER GAME:

13.9 (5th in SoCon/98th in NCAA)

PROJECTED STARTERS:

- G – Fletcher Magee, 6-4, Sr. (20.5 ppg, 2.6 rpg, 42.8 3pt%)
- G – Storm Murphy, 5-11, Soph. (8.0 ppg, 3.2 apg, 48.5 3pt%)
- G – Nathan Hoover, 6-4, Jr. (13.3 ppg, 2.5 rpg, 45.7 3pt%)
- F – Keve Aluma, 6-9, Soph. (6.9 ppg, 6.8 rpg, 67.2 fg%)
- F – Cameron Jackson, 6-8, Sr. (14.6 ppg, 7.5 rpg, 58.1 fg%)

TOP RESERVES:

- F - Chavez Goodwin, 6-9, Soph. (4.4 ppg, 4.5 rpg)
- G - Donovan Theme-Love, 6-1, Jr. (1.8 ppg, 1.4 rpg, 1.1 apg)
- G - Tray Hollowell, 6-2, Soph. (5.1 ppg, 1.7 rpg, 41.4 3pt%)
- C - Matthew Pegram, 6-11, Sr. (5.1 ppg, 3.8 rpg)
- G - Ryan Larson, 6-1, Fr. (3.2 ppg, 2.3 apg)

OUTLOOK:

Don't let the Southern Conference champion banner fool you, Wofford would have been an at-large selection had it stubbed its toe in arguably the best low to mid-major conference in college basketball this season. The Terriers likely will be a favorite to win their first-round game regardless of opponent, and the right draw will give them a puncher's chance to play in the second weekend. Wofford has reeled off 20 consecutive victories heading into the NCAA Tournament, ran the table in the SoCon, and three of its four losses came to ranked teams North Carolina, Kansas, and Mississippi State. TL;DR version: The Terriers can play with anyone. It starts with a highly efficient offense led by McGee, who leads the nation in 3-pointers made with 151. While no one will confuse his shot mechanics with Stephen Curry's, he still gets buckets and is a threat from anywhere inside half-court. On any other team, Hoover would be the primary perimeter threat, but on the Terriers, he is McGee's running partner and equally lethal from beyond the arc. That allows Jackson and Aluma the space to operate in the low block for in-close opportunities. Wofford also is a deep team, and Young is not afraid to go 10 deep to keep the pressure on opponents. The Terriers will likely get their chance to prove themselves against the type of high-major opponents who often duck them in non-conference play, and they may show why in the NCAA Tournament.



Fletcher Magee



YALE BULLDOGS

Record: (22-7) Region: East/Seed: 14

Conference: Ivy League (Ivy)

Bid: Automatic

Coach: James Jones

Coach's NCAA Tournament Record: 1-1 in 1 appearance

NCAA Tournament appearances: 5

Consecutive NCAA Tournament appearances: 0 (Last appearance in 2016)

Best NCAA Tournament finish: Regional semifinals (1949)

Final Four appearances: NONE

NCAA Tournament Record: 1-5 (.167)

NCAA Net Ranking: 86
Associated Press Poll Rank: NRV
USA TODAY Poll Rank: NRV

Conference Record and finish: 10-4/T-1st
Conference Tournament finish: Won
Record in Last 12 games: 9-3 SU, 6-6 ATS, 6-6 O/U
Record in Road and Neutral Site games: 10-5 SU, 8-7 ATS, 6-9 O/U
Record vs. 2019 NCAA Tournament teams: 1-2 SU, 1-2 ATS, 2-1 O/U
(Rankings are Associated Press Top 25 rankings on day of game)

11/21 – Lost to Vermont 79-70 (A) (YY)
12/8 – Lost to No. 3 Duke 91-58 (A) (YX)
12/22 – Beat Iona 99-84 (H) (XY)

XX – ATS win, Under YX – ATS loss, Under ZX – Push, Under
XY – ATS win, Over YY – ATS loss, Over ZY – Push, Over
XZ – ATS win, Push YZ – ATS loss, Push ZZ – Push, Push

**Odds to Win It All:
1000/1**

LAST 4 NCAA TOURNAMENT APPEARANCES:

2016 – No. 12 seed, lost in second round (Duke) 1-1 SU, 1-1 ATS, 1-1 O/U
1962 – N/A seed, lost in first round (Wake Forest) 0-1 SU, N/A ATS, N/A O/U
1957 – N/A seed, lost in first round (North Carolina) 0-1 SU, N/A ATS, N/A O/U
1949 – N/A seed, lost in regional semifinals (Illinois) 0-1 SU, N/A ATS, N/A O/U

LAST 4 NCAA TOURNAMENT APPEARANCES:

RECORD AS HIGHER/LOWER SEED

Higher seed: 0-0 SU, 0-0 ATS, 0-0 O/U
Lower seed: 1-1 SU, 1-1 ATS, 1-1 O/U
Same seed: 0-0 SU, 0-0 ATS, 0-0 O/U

RECORD AS FAVORITE/UNDERDOG

Record as Favorite: 0-0 SU, 0-0 ATS, 0-0 O/U
Record as Underdog: 1-1 SU, 1-1 ATS, 1-1 O/U
Record as Pick 'em: 0-0 SU, 0-0 ATS, 0-0 O/U

SEED RECORDS

(Seeds started in 1979)

Record as No. 12 seed: 1-1

POINTS PER GAME:

81.1 (1st in Ivy/24th in NCAA)

SHOOTING PERCENTAGE:

49.8(1st in Ivy/6th in NCAA)

3-POINT SHOOTING PERCENTAGE:

37.2 (2nd in Ivy/46th in NCAA)

FREE THROW PERCENTAGE:

73.6 (4th in Ivy/77th in NCAA)

TURNOVERS PER GAME:

13.2 (6th in Ivy/196th in NCAA)

SCORING MARGIN:

7.9 (1st in Ivy/48th in NCAA)

OPPONENTS' POINTS PER GAME:

73.2 (7th in Ivy/229th in NCAA)

OPPONENTS' SHOOTING PERCENTAGE

41.1 (1st in Ivy/47th in NCAA)

OPPONENTS' 3-POINT SHOOTING PERCENTAGE:

31.2 (2nd in Ivy/31st in NCAA)

OPPONENTS' TURNOVERS PER GAME:

11.3 (7th in Ivy/303rd in NCAA)

PROJECTED STARTERS:

G – Alex Copeland, 6-3, Sr. (13.8 ppg, 3.4 apg, 35.8 3pt%)

G – Trey Phillips, 6-2, Sr. (7.1 ppg, 3.3 rpg, 1.8 apg)

G – Miye Oni, 6-6, Jr. (17.6 ppg, 6.3 rpg, 39.0 3pt%)

F – Jordan Bruner, 6-9, Jr. (10.2 ppg, 8.3 rpg, 3.0 apg)

F – Blake Reynolds, 6-7, Sr. (11.4 ppg, 4.5 rpg, 44.2 3pt%)

TOP RESERVES:

G - Eric Monroe, 6-2, Jr. (2.0 ppg, 1.4 rpg, 1.2 apg)

G - Azar Swain, 6-0, Soph. (7.7 ppg, 2.8 rpg, 41.9 3pt%)

F - Paul Atkinson, 6-10, Soph. (9.1 ppg, 5.1 rpg, 69.6 fg%)

OUTLOOK:

Back in the NCAA Tournament for the second time in four years, this edition of Yale bears little resemblance to the team that upset Baylor in the first round and gave Duke all it could handle in 2016. Coach James Jones successfully unleashed a sleek up-tempo squad on the Ivy that gained a share of the regular-season title, rallied past Princeton in the semifinals before upending Harvard to cut down the nets. The Bulldogs sport a three-guard lineup and have plenty of perimeter firepower among Reynolds, Oni, and Copeland, with Reynolds the best among them. Yale also has a surprising amount of scoring punch off the bench by Ivy standards with Atkinson and Swain, with Atkinson providing extra size down low with Bruner and Reynolds. Yale is an upperclassmen-dominated team, and Copeland, Reynolds and Phillips were all rotation players in 2016. The Bulldogs are a lethally efficient team offensively and solid on the defensive end – they do a good job preventing second-chance opportunities on the glass. Their non-conference schedule was light in terms of challenging opponents, but they did beat Cal and Miami and pushed Memphis to double overtime on the road. Yale could spring a first-round upset if an opponent is not ready for its up-tempo style, but at the very least, the Bulldogs will push for the full 40 minutes.



Miye Oni

FIRST ROUND BETTING PREDICTIONS

THURSDAY
MARCH 21

YALE VS. LSU - David Hess

I like the Bulldogs in this one. I'm not sure if they can win the game outright, but they have an offense that should be able to keep it close, especially against an LSU defense that has not been great this year. The Tigers have played the far tougher slate of games, but they will still be without their head coach and the Bulldogs are a dangerous team, especially with the way they play. This game should be decided by five points or less.

Prediction: Yale +7.5

VERMONT VS. FLORIDA STATE - Chris Kubala

This one is going to be a defensive struggle as both teams have been very good on the defensive end of the floor. Vermont has the reigning America East Player of the Year in Lamb but it's going to be tough sledding if he can't get things going. The Catamounts are going to lean heavily on their defense but Florida State has the experience factor going for them here. Mann, Forrest and Cofer are all capable of doing damage, while Kabengele can clean the glass. Florida State has a tough time but they come up with the victory, salting it away late at the charity stripe.

Prediction: Florida State Seminoles -10.5

ABILENE CHRISTIAN VS. KENTUCKY - David Hess

I like the Cats to romp in this one. Their last three losses have come against LSU, and Tennessee twice and those two teams are highly ranked in the Tournament. Abilene Christian is not in the same class as those two teams and Kentucky will be angry after their loss in the SEC tournament. Coach Cal will have his team ready and while AC has a strong defense, they just will not make enough stops to keep this one within the big number.

Prediction: Kentucky -22.5

SETON HALL VS. WOFFORD - David Hess

The Big East should be able to take down a team from the Southern Conference, right? Not so fast my friend. The Wofford Terriers are a very solid team and they have been on quite a roll of late as they have won their last 20 games in a row, with 13 of those wins coming by double-digits. The Pirates have been playing well and they just made it to the finals of the Big East Tournament, but they have been inconsistent times and did struggle on the road. The Terriers are out to show that their 7th seed is no fluke and they should win this one by at least seven points.

Prediction: Wofford -3

MINNESOTA VS. LOUISVILLE - Chris Altruda

While it's all well and good to have a compelling story line ahead of the game with Richard Pitino facing Louisville, it does do the current Cardinals a disservice given what Mack has been able to create and achieve in his first season. It also feeds into the other narrative of this game in which Louisville has shown itself to be greater than the sum of its parts around Nwara, while the Gophers never really put together the quality pieces they have into something bigger than a middling Big Ten finish.

Minnesota does have a dynamite frontcourt tandem in Murphy and Oturu, but Louisville has enough of a frontcourt presence to potentially keep them in check. Murphy might have to extend himself on both ends of the court and guard Nwara since the Gophers do not have a true inside-out small forward as long as the Louisville top scorer.

Prediction: Pick: Louisville -5

BRADLEY VS. MICHIGAN STATE - Chris Altruda

Forget the fact the Spartans are without Langford, forget the fact Aherns will likely not going to play, and also forget the fact Ward is still trying to figure out how to score in the low post with a wrap on his hand. As long as Winston is remotely close to 100 percent healthy for this game, Michigan State should cruise.

Izzo has a legitimate gripe about his team's placement, and Bradley is the perfect non-threatening opponent to take out that frustration. The chance to finally play some outside the Big Ten and maul them is going to make for a happy bunch of Spartans. The Braves may have some nice pieces and did well to get to the NCAA Tournament, but they are taking a huge step up in caliber of opponent and simply will not be able to hang.

Prediction: Pick: Michigan State -18.5

BAYLOR VS. SYRACUSE - Chris Altruda

In a game with teams that will play similar defenses, the victor comes down to who has more scoring options. And in this instance, the Orange outnumber the Bears with Battle, Brissett, and Hughes. Mason will be hard-pressed to find spaces with Syracuse's length in its zone, and without consistent frontcourt finishers to take passes on drives and dishes at the foul-line, this game should be tailor-made for Syracuse to win.

Prediction: Pick: Syracuse -2.5

FIRST ROUND BETTING PREDICTIONS

THURSDAY
MARCH 21

CONTINUED

MURRAY STATE VS. MARQUETTE - Chris Kubala

This one is a massive challenge for Marquette, especially given their late season fade. The Golden Eagles ride or die with Howard and that was a major reason they were upended by Seton Hall. Howard was just one of 15 from the floor in that game, including one of nine from three-point range. While he finished with 21 points, he uncharacteristically missed six free throws. Marquette faded down the stretch and trying to run with Murray State is no picnic. Morant is playing terrific basketball and with the Golden Eagles' late swoon, you can't rely on Howard to bail them out. Take Murray State in an upset here.

Prediction: Murray State Racers +4.5

FLORIDA VS. NEVADA - Chris Altruda

This line has already swung 3.5 points in the Wolf Pack's favor since Florida opened as a 1.5-point favorite. Much has been made, to a degree rightly so, about Nevada not really putting together a challenging non-conference schedule given what it had returning. However, no one expected the Pac-12 to endure such a down season, and the win over Loyola would have looked better had the Ramblers won the MVC tournament and been in the field of 68 again.

But that is semantics. The real reason Nevada should win this game is because Florida is challenged offensively scoring the ball. The Gators go through lengthy scoring droughts, sometimes multiple ones in a game, and they cannot afford to do that against the relentless offense the Wolf Pack will bring into this contest.

Nevada is playing for a legacy in this NCAA Tournament and will not simply be happy to be here. Add the vast amount of experience the Wolf Pack sport against a Gators team with three starting freshmen, and Nevada should get another chance at a second straight Sweet 16 appearance.

Prediction: Nevada -2

MONTANA VS. MICHIGAN - Chris Altruda

There will be a point when Michigan's inconsistencies on offense cause a problem, but this game will not be one of them. The Wolverines are one of the best teams in the nation in defending the 3-point shot, and their length should be more than enough to neutralize the Grizzlies. Offensively, they will be able to dump the ball down low to Brazdeikis and Teske at will since Montana has little size to counter the duo without the injured Akoh.

Prediction: Michigan -18.5

SAINT MARY'S VS. VILLANOVA - Chris Kubala

Villanova is the defending champs and will remain so until someone knocks them off their perch. The problem for the Wildcats is that they had issues this season. While they won five of their final six, they went to overtime against Xavier in the Big East semifinals before surviving Seton Hall in the title game. Prior to that stretch, they had dropped three straight contests. Saint Mary's is a mid-major but they don't play like one. The Gaels have momentum and confidence after suffocating Gonzaga. While the cross-country trip is a factor, I'm not sold on Villanova this season. There's just not enough there beyond Booth and Paschall. If the perimeter shots aren't falling, the Wildcats are in trouble: it's happened before and it will happen again. Take the points and the Gaels in this one.

Prediction: Saint Mary's Gaels +5.5

ODU VS. PURDUE PREDICTION - Chris Kubala

This one has the potential to be a defensive struggle as the Monarchs are going to run the shot clock down and force Purdue to grind on every possession. The problem for Old Dominion here is the lack of ability to generate a ton of offense. The Monarchs struggle to shoot the ball with any success and they are awful at the free throw line. Purdue is good offensively and they are good enough at the line that they can make things tough to come back late in the game. The Boilermakers aren't facing Minnesota here and that gives them the upper hand to move on to the second round.

Prediction: Purdue Boilermakers -13

NEW MEXICO STATE VS. AUBURN - Chris Altruda

While New Mexico State is a year older and a year wiser, Auburn's roll is just too much to ignore right now. In addition to Brown and Harper hitting clutch shots on the perimeter, the Tigers are also getting offensive frontcourt production from Chuma Okeke, who had 18 in the SEC title game and has scored 17 or more points in three of the last six games.

Jans' decision to have essentially a rotational free-for-all is an interesting one because he noted how last year Clemson was able to shut off Brown, which in turn closed down a good portion of New Mexico State's options. How he balances the floor offensively will go a long way in determining the Aggies' upset chances. The high-energy defense that comes with Jans shuttling all these players could inadvertently speed up the pace, which would favor Auburn since it likes to get up and down the floor.

A team does not win 19 consecutive games in a row by accident nor does it win 30 games overall by accident, and the Aggies will not be pushovers. But this is the kind of game that plays into Pearl's wheelhouse, and the hedge is Auburn is able to execute down the stretch in the final eight minutes to win and cover this number, which has slid down from eight since opening.

Prediction: Auburn -6.5

FIRST ROUND BETTING PREDICTIONS

THURSDAY
MARCH 21

CONTINUED

NORTHEASTERN VS. KANSAS - Chris Altruda

This line has moved 1.5 points in Northeastern's favor since opening with Kansas as an 8.5-point favorite, and while the Huskies may be a viable contender to end the Jayhawks' season, there is a hunch Kansas will get back to basics in this game and do enough to see off the CAA champs. When Kansas recognizes to put its heels on the 3-point arc to contest Northeastern instead of its toes, that is when this game will swing in the Jayhawks favor.

Kansas still has a ton of offensive firepower, and if freshman point guard Quinton Grimes continues his late-season upward trend, the Jayhawks should be able to record a 13th consecutive first round NCAA Tournament victory by a comfortable margin.

Prediction: Kansas -7

FLORIDA VS. NEVADA - Chris Altruda

This line has already swung 3.5 points in the Wolf Pack's favor since Florida opened as a 1.5-point favorite. Much has been made, to a degree rightly so, about Nevada not really putting together a challenging non-conference schedule given what it had returning. However, no one expected the Pac-12 to endure such a down season, and the win over Loyola would have looked better had the Ramblers won the MVC tournament and been in the field of 68 again.

But that is semantics. The real reason Nevada should win this game is because Florida is challenged offensively scoring the ball. The Gators go through lengthy scoring droughts, sometimes multiple ones in a game, and they cannot afford to do that against the relentless offense the Wolf Pack will bring into this contest.

Nevada is playing for a legacy in this NCAA Tournament and will not simply be happy to be here. Add the vast amount of experience the Wolf Pack sport against a Gators team with three starting freshmen, and Nevada should get another chance at a second straight Sweet 16 appearance.

Prediction: Nevada -2

MONTANA VS. MICHIGAN - Chris Altruda

There will be a point when Michigan's inconsistencies on offense cause a problem, but this game will not be one of them. The Wolverines are one of the best teams in the nation in defending the 3-point shot, and their length should be more than enough to neutralize the Grizzlies. Offensively, they will be able to dump the ball down low to Brazdeikis and Teske at will since Montana has little size to counter the duo without the injured Akoh.

Prediction: Michigan -18.5

MARYLAND VS BELMONT OR TEMPLE

Please visit winnersandwhiners.com and statsalt.com for predictions on this matchup

GONZAGA VS F. DICKINSON OR PRAIRIE VIEW

Please visit winnersandwhiners.com and statsalt.com for predictions on this matchup



FIRST ROUND BETTING PREDICTIONS

FRIDAY
MARCH 22

UCF VS. VCU - Bosun Akinpelu

The Rams have played well against the spread, winning four of their last five games against teams with winning records and 15 of their last 19 NCAA tournament games. The Knights have struggled against the spread, losing five of their last seven games following an ATS loss.

Prediction: VCU Rams

LIBERTY VS. MISSISSIPPI ST - Nick Raffoul

Liberty's best non-conference win came against Georgia State, who will be representing been the Sun Belt Conference in the NCAA Tournament. However, they haven't fared well against major conference opponents. The Flames lost to Georgetown, Vanderbilt and Alabama this year — all of whom missed the Big Dance. Mississippi State rolled through the non-conference season, going 12-1 versus non-SEC teams and they have the talent to get whatever they want on the offensive end. If they can avoid turnovers against Liberty, they should have no problems covering the number in this No.5 vs No.12 matchup on Friday.

Prediction: Pick: Mississippi State Bulldogs -7

ST. LOUIS VS. VIRGINIA TECH - Nick Raffoul

These two teams play contrasting styles, as the Hokies take the majority of their shots from beyond the arc and the Billikens do their damage on the offensive glass and at the free throw line. Saint Louis has the height and athleticism to keep up with Virginia Tech, but they will take to take care of the basketball at a high level in order to remain competitive in this game. While Saint Louis might not pull off the upset, I have a feeling they will give the Hokies all they can handle here. Take the Billikens to cover the number in this NCAA Tournament battle on Friday.

Prediction: Pick: Saint Louis Billikens +9.5

NORTHERN KENTUCKY VS. TEXAS TECH - Adam Rauzino

I am taking the points with Northern Kentucky in this contest. Northern Kentucky is playing with confidence after winning the Horizon League tourney, and they are strong enough in both ends of the court to keep this one close. The Norse feature several offensive threats, and they are shooting a dazzling 48.1% as a team. Furthermore, Texas Tech was upset by a struggling West Virginia team in the Big 12 tournament in a game they were out-rebounded by a 44-30 margin. Northern Kentucky has great size and they are averaging three more rebounds per game than Texas Tech. Lastly, the Norse defense is also a strength. They have limited their last two opponents to only 63 and 66 points respectively.

Prediction: Northern Kentucky

GARDNER-WEBB VS. VIRGINIA - Bosun Akinpelu

Both teams have played well against the spread, particularly the Bulldogs. However, the Cavaliers have the edge because of the level of competition they have gone up against. The Cavaliers were 8-3 against top 25 competition, while the Bulldogs lost to the only ranked opponent, a Virginia Tech team that was blown out by Virginia twice this season. Don't expect to see a repeat of last year's tournament's biggest upset.

Prediction: Virginia Cavaliers

OKLAHOMA VS. OLE MISS - Chris Kubala

The Rebels have played well against the spread, winning 13 of their last 16 non-conference games and 24 of their last 33 games. The Sooners have struggled against the spread, losing nine of their last 12 NCAA tournament games and nine of their last 13 neutral site games.

Prediction: Ole Miss Rebels

OREGON VS. WISCONSIN - Nick Raffoul

Oregon has been one of the hottest teams in the country down the stretch of the regular season, as they won their final eight games to earn an unlikely bid to the NCAA Tournament. Meanwhile, Wisconsin's continuity from last year (14th in the NCAA) undoubtedly helped them jell as the season moved along. The Badgers won 12 of their final 16 conference games, winning eight Quadrant One games during that span. Wisconsin is the more well-rounded team and they have are tough enough to compete defensively with the Ducks, so I'll take my chances with the Badgers covering the spread in this first round matchup on Friday.

Prediction: Pick: Wisconsin Badgers +1

CAL IRVINE VS. KANSAS STATE - Nick Raffoul

UC Irvine beat Texas A&M and Saint Mary's during the regular season, so they've already shown that they can hang with major conference opponents this year. The Anteaters get the advantage of playing in a friendly environment in their home state of California. Kansas State will be forced to travel almost 1,400 more miles to the S&P Center, which could affect their performance in this contest. Keep an eye on the status of Wildcats' forward Dean Wade, who is a key cog in the team's offensive attack. Even if he goes, Wade will likely not be 100 percent for this game, so I'm leaning towards the Anteaters covering the spread in a semi-home game in San Jose on Friday evening.

Prediction: Pick: UC Irvine Anteaters +5

FIRST ROUND BETTING PREDICTIONS

FRIDAY
MARCH 22

CONTINUED

IOWA VS. CINCINNATI - Ricky Dimon

The Hawkeyes have no kind of momentum behind them heading into the Big Dance and Bohannon was especially hopeless in the Big Ten Tournament. Cincinnati has already advanced out of the first round two years in a row going into this one. Cumberland is back on track for the Bearcats thanks to his AAC Tournament showing. Cincy senior guard Cane Broome scored 15 points last Sunday and was 6-of-11 from three-point range during the conference tournament. Iowa is 1-9 ATS in its last 10 overall, 0-5 ATS in its last five against winning opponents, and 1-7 ATS in its last eight NCAA Tournament games. Cincinnati is 7-3 ATS in its last 10 non-conference games.

Prediction: Cincinnati Bearcats

COLGATE VS. TENNESSEE - Ricky Dimon

The Raiders are tied for 14th in the nation in three-point shooting (38.8 percent) and tied for 32nd in assists per game (15.6). They are in outstanding form at the moment and riding a wave of momentum into the Big Dance, where they obviously have nothing to lose. For Tennessee, Schofield scored a season-low four points against Auburn this past Sunday. This may be more competitive than expected. Colgate is 7-2 ATS in its last nine overall and 8-0 ATS in its last eight against winning opponents.

Prediction: Colgate Raiders

IONA VS. NORTH CAROLINA - Ricky Dimon

As boasting the three No. 1 seeds indicates, the ACC is simply a dominant conference. Going 16-2 in said conference—with a regular-season sweep of Duke—is not small feat. North Carolina will be eager to put a hurt on someone following its loss to Duke and it will also be wary of Virginia's No. 1 vs. No. 16 loss to UMBC in last year's tournament. Iona is 1-13 all-time at the NCAA Tournament, with its lone win coming in 1980. This should be absolute beatdown city. Iona is 2-6 ATS in its last eight at neutral sites, 0-6 ATS in its last six NCAA Tournament games, and 0-7 ATS in its last seven against opponents with winning percentages over .600. North Carolina is 4-0 ATS in its last four overall and 10-3 ATS in its last 13 against winning opponents.

Prediction: North Carolina Tar Heels

WASHINGTON VS. UTAH STATE - Ricky Dimon

Utah State and Washington actually have one common opponent this season: both teams lost to Arizona State, with Utah State losing 87-82 on Nov. 21 while Washington fell 75-63 on Feb. 9. The Aggies tested themselves in the non-conference slate, losing to Houston and Arizona State while blasting Saint Mary's by 17 points. Utah State has plenty of options with which to dial long distance. Washington is 1-6 ATS in its last seven overall. The Aggies are 7-2 ATS in their last nine overall and 14-3 ATS in their last 17 on Fridays.

Prediction: Utah State Aggies

OHIO STATE VS. IOWA STATE - Adam Rauzino

I am taking Iowa State in this contest. Iowa State has all the momentum in this matchup. They won the Big 12 Tournament with three outstanding wins against opponents that all own a better record than Ohio State which included wins against 15th ranked Kansas State and 17th ranked Kansas. The Cyclones are playing stellar defense, allowing an average of only 63.7 points in their last three games.

Furthermore, Ohio State is having a very inconsistent season, and they stand at 3-7 in their last 10 games overall. They do not have the offensive firepower to solve the Cyclones defense. The Buckeyes have scored 67 or fewer points in seven out of their last ten games overall.

Prediction: Iowa State Cyclones

GEORGIA STATE VS. HOUSTON - Adam Rauzino

I am siding with Houston in this contest. While Georgia State is dangerous offensively, they have not played against a defense as strong as the Cougars. Houston is holding opponents to 36.7% shooting, which is the best in the entire country. The Panthers' top two scorers Devin Mitchell and D'Marcus Simmonds were not at their best in the conference tourney. The duo went a combined 11 for 37 from the field in their two conference tourney games.

Furthermore, the Cougars can also burn opponents with their offense. They are averaging 75.4 points in their last five games which is a big accomplishment considering they are only allowing an average of 61.2 points per game. Houston also holds the decisive rebounding advantage, averaging eight more rebounds per game than Georgia State.

Prediction: Houston Cougars

COLGATE VS. TENNESSEE - Ricky Dimon

The Raiders are tied for 14th in the nation in three-point shooting (38.8 percent) and tied for 32nd in assists per game (15.6). They are in outstanding form at the moment and riding a wave of momentum into the Big Dance, where they obviously have nothing to lose. For Tennessee, Schofield scored a season-low four points against Auburn this past Sunday. This may be more competitive than expected. Colgate is 7-2 ATS in its last nine overall and 8-0 ATS in its last eight against winning opponents.

Prediction: Colgate Raiders


DUKE VS NC CENTRAL OR N. DAKOTA STATE

Please visit winnersandwhiners.com and statsalt.com for predictions on this matchup



BUFFALO VS ARIZONA STATE OR ST. JOHNS

Please visit winnersandwhiners.com and statsalt.com for predictions on this matchup



BRACKETS FROM OUR STAFF



BRACKETS FROM OUR STAFF



BRACKETS FROM OUR STAFF




BRACKETS FROM OUR STAFF

WINNERSANDWHINERS.COM 2019 MARCH MADNESS BRACKET

First Round MARCH 21-22 Second Round MARCH 23-24 Regional Semifinals MARCH 28-29 Regional Finals MARCH 30-31 National Semifinals APRIL 6 National Semifinals APRIL 6 Regional Finals MARCH 30-31 Regional Semifinals MARCH 28-29 Second Round MARCH 23-24 First Round MARCH 21-22

FIRST FOUR



WINNERSANDWHINERS.COM 2019 MARCH MADNESS BRACKET

First Round MARCH 21-22 Second Round MARCH 23-24 Regional Semifinals MARCH 28-29 Regional Finals MARCH 30-31 National Semifinals APRIL 6 National Semifinals APRIL 6 Regional Finals MARCH 30-31 Regional Semifinals MARCH 28-29 Second Round MARCH 23-24 First Round MARCH 21-22

FIRST FOUR

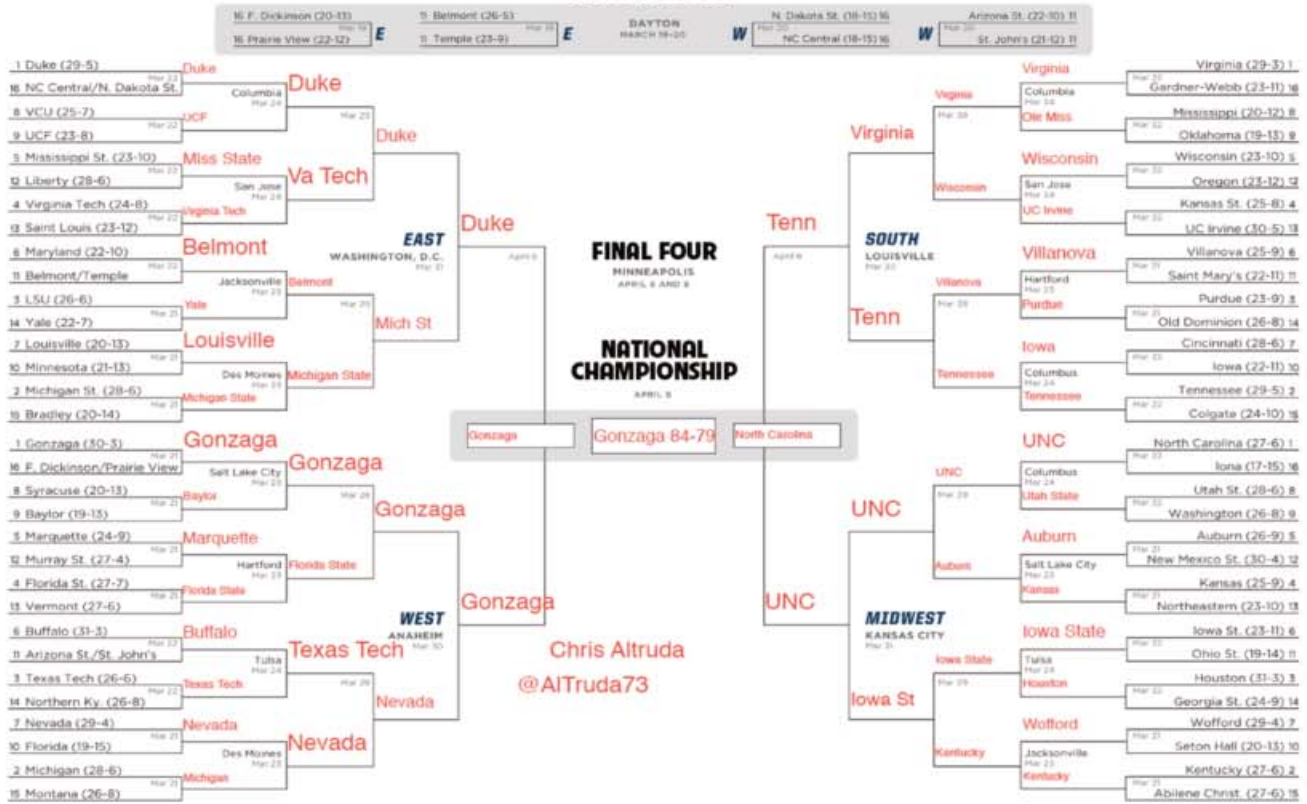


BRACKETS FROM OUR STAFF

WINNERSANDWHINERS.COM 2019 MARCH MADNESS BRACKET

First Round MARCH 21-22 Second Round MARCH 23-24 Regional Semifinals MARCH 28-29 Regional Finals MARCH 30-31 National Semifinals APRIL 8 National Semifinals APRIL 8 Regional Finals MARCH 30-31 Regional Semifinals MARCH 28-29 Second Round MARCH 23-24 First Round MARCH 21-22

FIRST FOUR



WINNERSANDWHINERS.COM 2019 MARCH MADNESS BRACKET

First Round MARCH 21-22 Second Round MARCH 23-24 Regional Semifinals MARCH 28-29 Regional Finals MARCH 30-31 National Semifinals APRIL 8 National Semifinals APRIL 8 Regional Finals MARCH 30-31 Regional Semifinals MARCH 28-29 Second Round MARCH 23-24 First Round MARCH 21-22

FIRST FOUR

